



CIRCUIT-BREAKER SIZE S00, FOR MOTOR PROTECTION, CLASS 10, A-REL. 7...10A, N-REL. 130A, SCREW TERMINAL, STANDARD SWITCHING CAPACITY

Figure similar

product brand name		SIRIUS
Product designation		circuit breaker
Design of the product		for motor protection

**General technical data:**

Active power loss total typical	W	7
Shock resistance		25g / 11 ms
Surge voltage resistance Rated value	V	6 000
Mechanical service life (switching cycles)		
• of the main contacts typical		100 000
Protection class IP		
• on the front		IP20
Equipment marking		
• acc. to DIN EN 61346-2		Q

**Main circuit:**

Number of poles for main current circuit		3
Adjustable response value current of the current-dependent overload release	A	7 ... 10
Operating voltage		
• Rated value	V	690
• at AC-3 Rated value maximum	V	690
Operating current		
• at AC-3		
— at 400 V Rated value	A	10
Operating power		
• at AC-3		

— at 400 V Rated value	kW	4
<b>Operating frequency</b>		
• at AC-3 maximum	1/h	15
<b>Auxiliary circuit:</b>		
<b>Number of CO contacts</b>		
• for auxiliary contacts		0
<b>Product expansion Auxiliary switch</b>		Yes
<b>Protective and monitoring functions:</b>		
<b>Trip class</b>		CLASS 10
<b>Maximum short-circuit current breaking capacity (I<sub>cu</sub>)</b>		
• with AC at 240 V Rated value	kA	100
• with AC at 400 V Rated value	kA	50
• with AC at 500 V Rated value	kA	3
• with AC at 690 V Rated value	kA	2
<b>Short-circuit:</b>		
<b>Design of the overcurrent release and short-circuit release</b>		thermomagnetic
<b>Installation/ mounting/ dimensions:</b>		
<b>mounting position</b>		any
<b>Mounting type</b>		screw and snap-on mounting onto 35 mm standard mounting rail according to DIN EN 50022
<b>Height</b>	mm	90
<b>Width</b>	mm	45
<b>Depth</b>	mm	81
<b>Required spacing</b>		
• with side-by-side mounting		
— Backwards	mm	0
— at the side	mm	0
<b>Connections/ Terminals:</b>		
<b>Type of electrical connection</b>		
• for main current circuit		screw-type terminals
• for auxiliary and control current circuit		screw-type terminals
<b>Arrangement of electrical connectors for main current circuit</b>		front side
<b>Product function</b>		
• removable terminal for auxiliary and control circuit		No
<b>Type of connectable conductor cross-section</b>		
• for main contacts		
— solid		2x (0.5 ... 1.5 mm <sup>2</sup> ), 2x (0.75 ... 2.5 mm <sup>2</sup> )
— stranded		2x (0.5 ... 1.5 mm <sup>2</sup> ), 2x (0.75 ... 2.5 mm <sup>2</sup> )

- finely stranded with core end processing
- for AWG conductors for main contacts

2x (0.5 ... 1.5 mm<sup>2</sup>), 2x (0.75 ... 2.5 mm<sup>2</sup>)  
2x (18 ... 14)

#### Safety related data:

Protection against electrical shock      finger-safe

#### Mechanical data:

Size of the circuit-breaker      S00






#### Ambient conditions:

Installation altitude at height above sea level maximum      m      2 000

#### Ambient temperature

- during operation      °C      -20 ... +60
- during storage      °C      -50 ... +80
- during transport      °C      -50 ... +80

#### Certificates/ approvals:

General Product Approval	Test Certificates	Shipping Approval
 CCC  CSA  EAC	<a href="#">Special Test Certificate</a>	 ABS  BUREAU VERITAS

#### Shipping Approval



#### other

[Confirmation](#)      [other](#)      [Environmental Confirmations](#)      [Declaration of Conformity](#)



#### Further information

##### Information- and Downloadcenter (Catalogs, Brochures,...)

<http://www.siemens.com/industrial-controls/catalogs>

##### Industry Mall (Online ordering system)

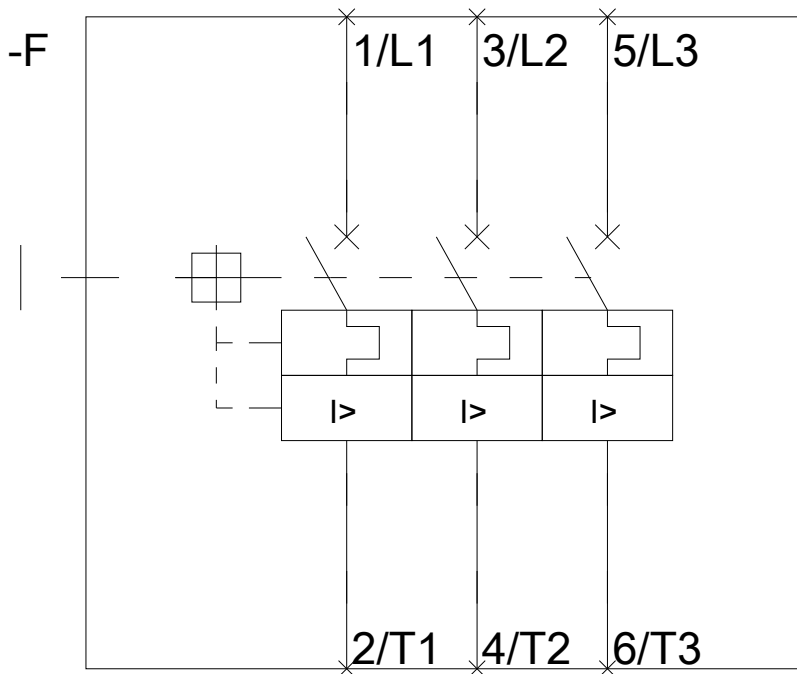
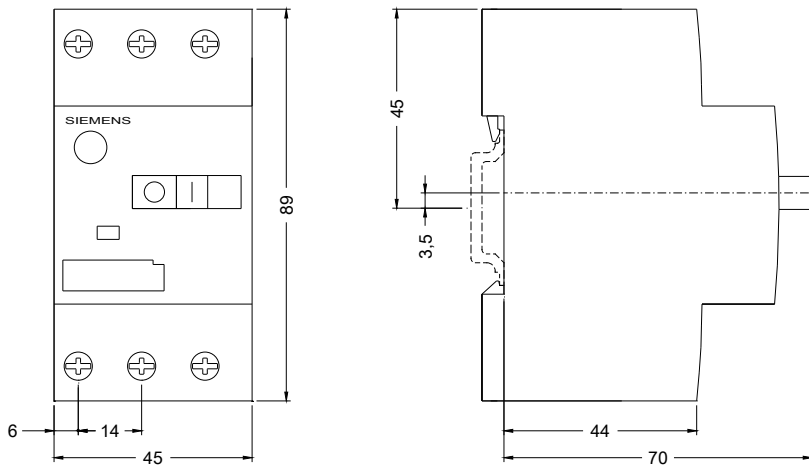
<http://www.siemens.com/industrymall>

##### Cax online generator

<http://support.automation.siemens.com/WW/CAXorder/default.aspx?lang=en&mlfb=3RV10111JA10>

##### Service&Support (Manuals, Certificates, Characteristics, FAQs,...)

<http://support.automation.siemens.com/WW/view/en/3RV10111JA10/all>



last modified:

11.03.2015