

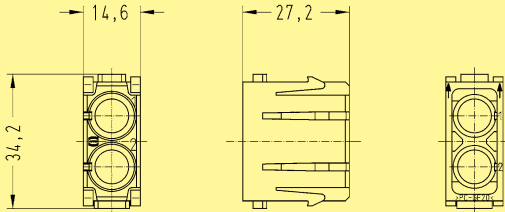



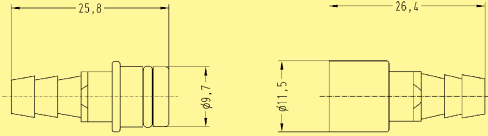

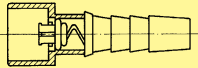
Number of contacts

2



Identification	Part number		Drawing	Dimensions in mm
	Male insert (M)	Female insert (F)		
for 6 mm Order contacts separately 	09 14 002 4501*	09 14 002 4501*	 <p>Contact arrangement view from termination side</p>	

Han Modular

Identification	ID (mm)	Part number		Drawing	Dimensions in mm
		Male contact	Female contact		
Pneumatic contacts without shut off for tube internal diameter (ID) 	6.0	09 14 000 6174	09 14 000 6274	 <p>Male contact Female contact</p>	
Pneumatic contacts with shut off for tube internal diameter (ID) 	6.0		09 14 000 6279	 <p>female contact with shut off in closed position</p>	

* Using of guiding pins is imperative (see chapter 95).

Stock items in bold type