

- 1: USB, type Mini-B (socket)
- 2: LED operating status
- 3: 24 V DC
- 4: Error / CH2 (DI/DO) / CH1 (C/Q)



Product characteristics

USB IO-Link master

for parameter setting and analysis of units

Supported communication protocols: IO-Link (4.8, 38.4 and 230 Kbits/s)

for operation with FDT framework software "ifm Container" or software "LINERECORDER SENSOR"

Electrical data

Electrical design	DC
Nominal voltage [V]	USB: 5 DC; Mains operation: 24 DC
Current consumption [mA]	USB: < 500 Mains operation: < 1000
Protection class	III
Sensor supply	Supply voltage for the sensor: > 20 V DC Operating current of the sensor (USB): max. 80 mA Operating current of the sensor (mains operation): max. 750 mA

Outputs

Short-circuit protection	yes
--------------------------	-----

Interfaces

IO-Link master

Transfer type	COM1 / COM2 / COM3
IO-Link revision	1.1
Number of ports	1
Port type	A

Environment

Ambient temperature [°C]	-25...45
Protection	IP 20

Tests / approvals

EMC	DIN EN 61000-6-2 DIN EN 61000-6-3
-----	--------------------------------------

Mechanical data

Weight [kg]	0.567
-------------	-------

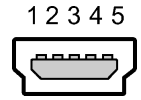
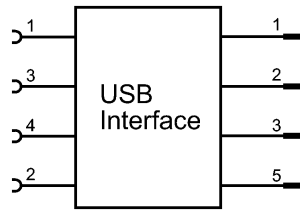
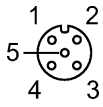
Displays / operating elements

Display	Operating status 1 x LED yellow Switching status 2 x LED yellow Function display 1 x LED green Fault 1 x LED Red
---------	---

Electrical connection

Wiring

E30390 - USB IO-Link master - eclass: 27279201 / 27-27-92-01



M12 socket
 1: +24 V
 2: SIO: CH2 (DI/DO)
 3: GND
 4: IO-Link: CH1 (C/Q)
 5: not used

Connection	Connection cable for the sensor: 2.5 m USB cable: 1.5 m
Accessories	
Accessories (included)	M12 jumper cable (order no. EVC176); USB cable; Plug-in power supply with international adaptation
Accessories (optional)	FDT framework software "ifm Container" (order no. E30110), also available for download on the ifm website; software "LINERECORDER SENSOR" (order no. QA0001)
Remarks	
Pack quantity	[piece] 1