



SIRIUS POSITION SWITCH 3SE5162, METAL HOUSING XL, WIDTH 56MM ROLLER PLUNGER, WITH HIGH-GRADE STEEL ROLLER 13MM DEVICE CONNECTION 3X(M20X1.5), 2X (1NO/1NC) SNAP ACTION CONTACTS IP66/IP67 IP66/IP67

| | | |
|---|--|---|
| Product designation | | standard position switch |
| Manufacturer article number | | |
| <ul style="list-style-type: none"> • of the supplied basic switch • of the supplied actuator head for position switches • of the supplied switching contacts • of the supplied empty enclosure with cover | | 3SE5162-0CA00 3SE5000-0AD02 2x 3SE5000-0CA00 3SE5162-0AA00 |

| General technical data: | | |
|--|----|--------------|
| Product function | | |
| <ul style="list-style-type: none"> • positive opening | | Yes |
| Insulation voltage | | |
| <ul style="list-style-type: none"> • Rated value | V | 400 |
| Degree of pollution | | class 3 |
| Shock resistance | | 30g / 11 ms |
| Vibration resistance | | 0.35 mm / 5g |
| Surge voltage resistance Rated value | kV | 6 |
| Mechanical service life (switching cycles) | | |
| <ul style="list-style-type: none"> • typical | | 5 000 000 |
| Electrical endurance (switching cycles) | | |
| <ul style="list-style-type: none"> • at AC-15 at 230 V typical | | 100 000 |
| Electrical endurance (switching cycles) with contactor 3RH11, 3RT1016, 3RT1017, 3RT1024, 3RT1025, 3RT1026 typical | | 5 000 000 |
| Electrical operating cycles in one hour with contactor 3RH11, 3RT1016, 3RT1017, 3RT1024, 3RT1025, 3RT1026 | | 6 000 |

| | | |
|--|----|------------|
| Thermal current | A | 10 |
| Material of the enclosure of the switch head | | metal |
| Protection class IP | | IP66/IP67 |
| Equipment marking | | B |
| <ul style="list-style-type: none"> • acc. to DIN EN 61346-2 • acc. to DIN EN 81346-2 | | B |
| Active principle | | mechanical |
| Repeat accuracy | mm | 0.05 |
| Explosion protection category for dust | | none |
| Explosion protection category for gas | | none |
| Minimum actuating force in activation direction | N | 30 |
| Operating current at AC-15 | | |
| <ul style="list-style-type: none"> • at 230 V Rated value • at 400 V Rated value | A | 6 |
| | A | 4 |
| Operating current | | |
| <ul style="list-style-type: none"> • at DC-13 at 125 V Rated value • at DC-13 at 400 V Rated value | A | 0.55 |
| | A | 0.1 |
| Operating current | | |
| <ul style="list-style-type: none"> • at DC-13 — at 24 V Rated value | A | 6 |

Enclosure:

| | | |
|---|--|----------------------------|
| Design of the housing | | block, wide |
| Material of the enclosure | | metal |
| Coating of the enclosure | | cathodic immersion coating |
| Design of the housing acc. to standard | | No |

Drive Head:

| | | |
|--|--|------------------------|
| Design of the operating mechanism | | Stainless steel roller |
| Standard-compliant actuator head | | EN 50041, design C |
| Shape of the switch head | | roller |
| Design of the switching function | | positive opening |

Connections/ Terminals:

| | | |
|---|--|---|
| Type of electrical connection | | screw-type terminals |
| Type of connectable conductor cross-section | | |
| <ul style="list-style-type: none"> • solid • finely stranded with core end processing • finely stranded without core end processing • for AWG conductors — solid — stranded | | 1x (0.5 ... 1.5 mm ²), 2x (0.5 ... 0.75 mm ²) |
| | | 1x (0.5 ... 1.5 mm ²), 2x (0.5 ... 0.75 mm ²) |
| | | 1x (0.5 ... 1.5 mm ²), 2x (0.5 ... 0.75 mm ²) |
| | | 1x (20 ... 16), 2x (20 ... 18) |
| | | 1x (20 ... 16), 2x (20 ... 18) |

Mechanical data:

| | | |
|-------------------------|--|-----------------|
| Cable entry type | | 3 x (M20 x 1.5) |
|-------------------------|--|-----------------|

Communication/ Protocol:

Design of the interface without

Ambient conditions:

Ambient temperature





- during operation °C -25 ... +85
- during storage °C -40 ... +90

Installation/ mounting/ dimensions:

mounting position any

Mounting type screw fixing

Certificates/ approvals:

| General Product Approval | Declaration of Conformity | Test Certificates | other | | |
|--|---|---|---|--|------------------------------|
|  CSA |  UL |  |  EG-Konf. | Special Test Certificate | Confirmation |

Further information

Information- and Downloadcenter (Catalogs, Brochures,...)

<http://www.siemens.com/industrial-controls/catalogs>

Industry Mall (Online ordering system)

<http://www.siemens.com/industrymall>

Cax online generator

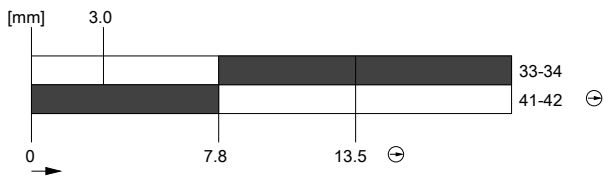
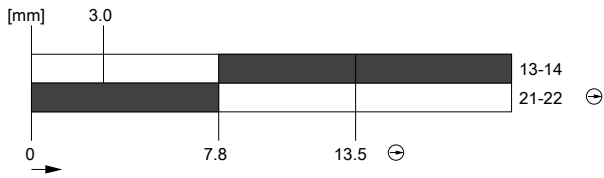
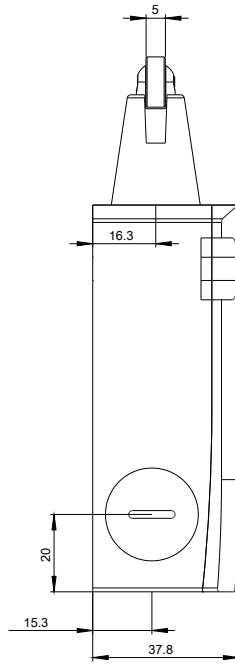
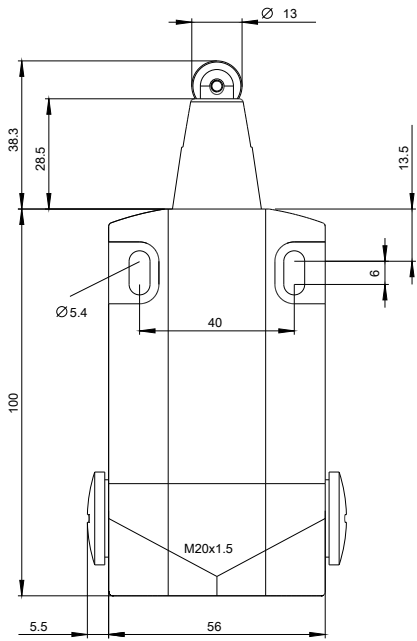
<http://support.automation.siemens.com/WW/CAXorder/default.aspx?lang=en&mlfb=3SE51620CD02>

Service&Support (Manuals, Certificates, Characteristics, FAQs,...)

<http://support.automation.siemens.com/WW/view/en/3SE51620CD02/all>

Image database (product images, 2D dimension drawings, 3D models, device circuit diagrams, EPLAN macros, ...)

http://www.automation.siemens.com/bilddb/cax_de.aspx?mlfb=3SE51620CD02&lang=en



last modified:

09.03.2015