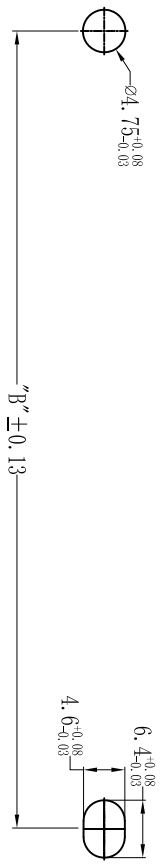
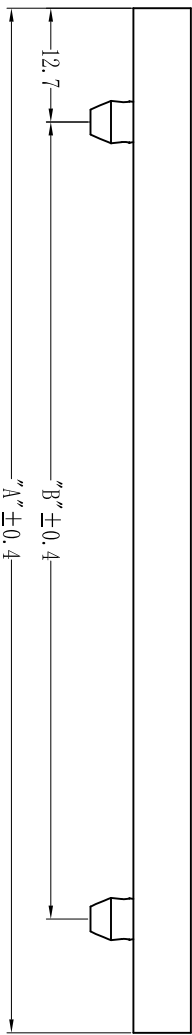
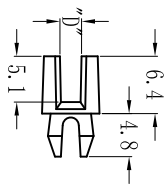
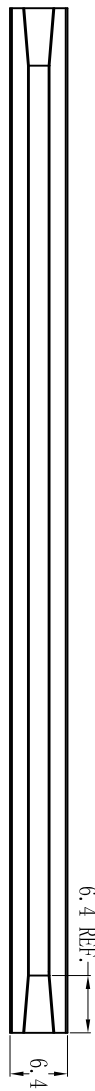


DO NOT SCALE DRAWING

REVISIONS		DATE	APPROVED
ZONE	REV.	DESCRIPTION	
A		DRAWN	08-08-2013



ASSEMBLE HOLE PLATE THICKNESS: (1.2-2.3)

Part Name	"A"	"B"	Nominal Board Thickness	"D" ± 0.13
TRRDC-250	63.5	38.1		
TRRDC-450	114.3	88.9		
TRRDC-600	152.4	127.0	1.6	2.0
TRRDC-800	203.2	177.8		
TRRDC-450-102	63.5	38.1	2.4	2.6

NOTES



DESIGN RIGHT. TR FASTENINGS LTD. 2003
 UNDER NO CIRCUMSTANCES MUST THIS
 DRAWING BE COPIED OR DISCLOSED,
 WITHOUT FIRST OBTAINING WRITTEN
 AUTHORITY.

UNLESS OTHERWISE SPECIFIED:
 DIMENSIONS ARE IN MILLIMETERS.
 SURFACE FINISH:
 TOLERANCES:
 L<4 = ±0.1 4<L<15 = ±0.2
 15<L<50 = ±0.3 50<L<100 = ±0.4

MATERIAL
 PA66 UL94V-0
 ROHS COMPLIANT

HEAT TREATMENT
 N/A

TITLE
 DEEP CHANNEL CARD GUIDE

CUSTOMER PART NO.

FINISH
 BLACK

DWG NO.
 TRRDC-XXX

A3