

20-000 Series

Product Facts

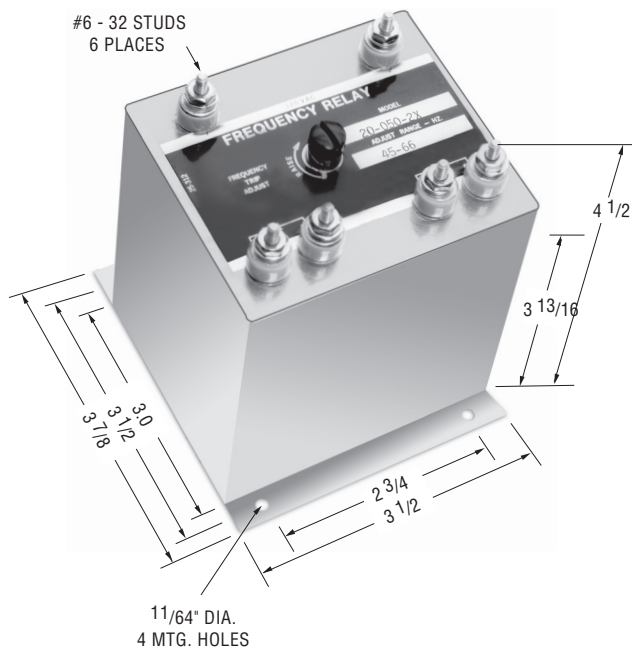
■ Function 81 0



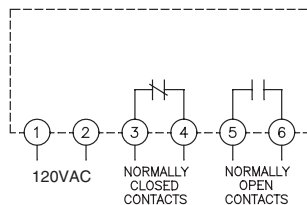
The output contacts of frequency relays are energized when the frequency exceeds the adjustable set point. Overfrequency and underfrequency relays are available in 50, 60 and 400Hz. Combination over/underfrequency “band pass” relays are also available. These are energized at rated frequency and de-energized during overfrequency or underfrequency conditions. Frequency Differential relays are energized between the preset frequencies. The pick-up and drop-out frequency settings are independently adjustable.

Operation

The normally open contacts close, and the normally closed contacts open, at all frequencies above the set point. The contacts in the connection diagram, are shown in the de-energized position (below the trip set point).



Note: Dimensions in inches. Multiply values by 25.4 for dimensions in mm.



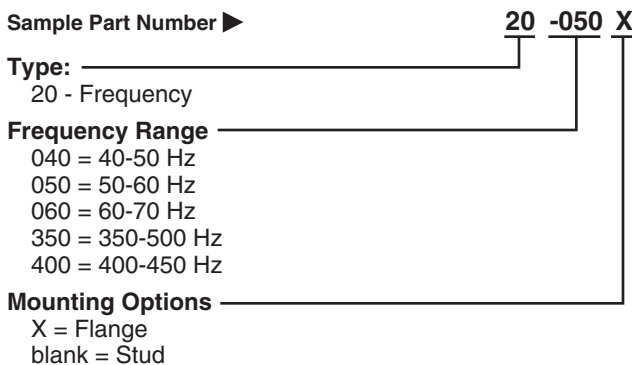
Product Specifications

- Input Voltage ($\pm 10\%$)** — 120 VAC, Single Phase
- Frequencies Range (adjustable)** — See Ordering Information
- Differential** — Frequency pick-up to drop-out differential is 1% max
- Temperature Range** — -40°C to $+85^{\circ}\text{C}$
- Temperature Drift** — $\pm 1\%$ frequency error over temperature range
- Voltage Error** — $\pm 1\%$ for input voltage of 120 VAC $\pm 10\%$
- Contact Ratings** — 5 amp resistive at 120 VAC or 28 VDC
- Output Contacts** — One set N.O., one set N.C.

Notes:

1. Remove screw for access to trip adjustment.

Ordering Information



Consult factory for additional models.