

1217127-1 ✓ ACTIVE

FASTON | FASTON 250

TE Internal #: 1217127-1

FASTON 250, PCB Terminals, Tab, Tab, PCB Terminal PCB

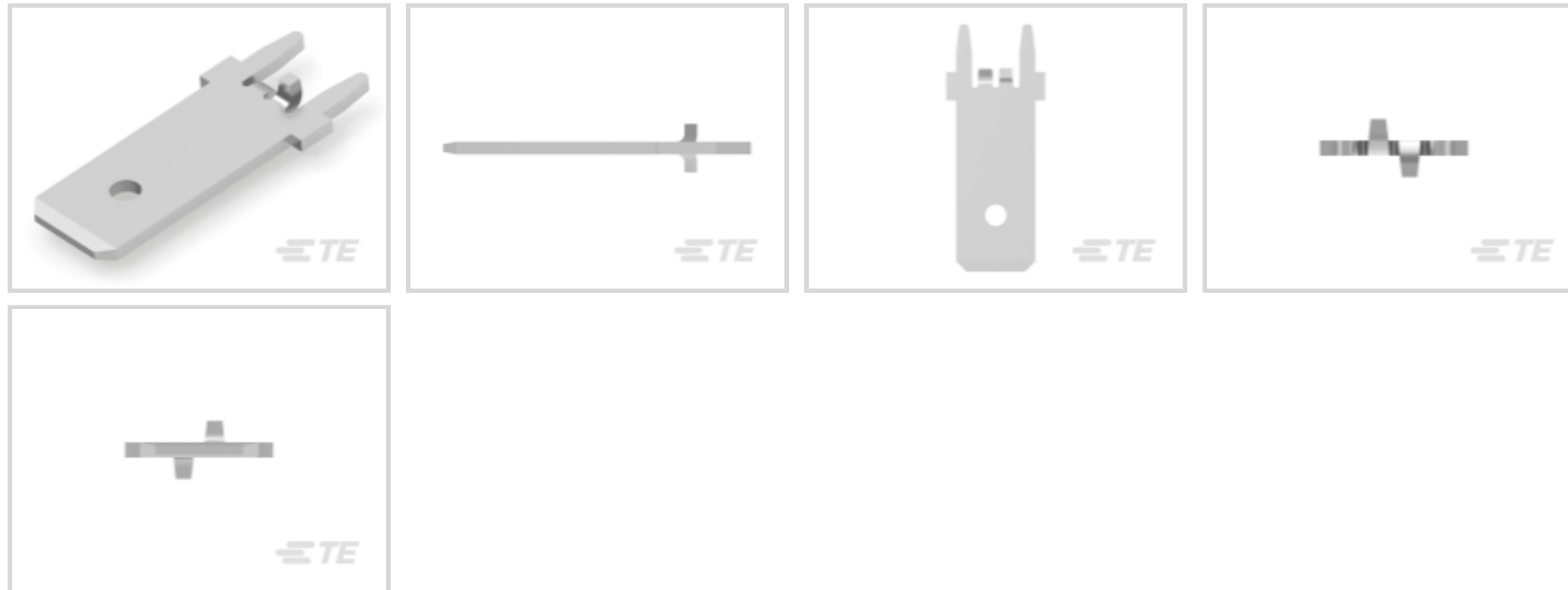
Thickness (Recommended) .062 in [1.57 mm], PCB Terminal Mating

Tab Width .25 in [6.35 mm]

[View on TE.com >](#)



Terminals & Splices > PCB Terminals



Terminal & Splice Type: **Tab**

PCB Terminal Terminal Type: **Tab**

PCB Terminal PCB Thickness (Recommended): **1.57 mm [.062 in]**

PCB Terminal Mating Tab Width: **6.35 mm [.25 in]**

PCB Terminal Mating Tab Thickness: **.81 mm [.032 in]**

Features

Product Type Features

Terminates To	Printed Circuit Board
---------------	-----------------------

Configuration Features

Stud Hole	No
Terminal Angle	Straight

Body Features

PCB Terminal Plating Material	150 µin Tin
-------------------------------	----------------

Contact Features

Contact Plating Material	Tin
Terminal & Splice Type	Tab
PCB Terminal Terminal Type	Tab
Underplating Material	Brass
Terminal Size	6.35
PCB Terminal Terminal Orientation	Straight



Termination Features

PCB Terminal Termination Method	Through Hole - Solder
---------------------------------	-----------------------

Mechanical Attachment

Wire Insulation Support	With
-------------------------	------

Dimensions

PCB Terminal PCB Thickness (Recommended)	1.57 mm[.062 in]
PCB Terminal Mating Tab Width	6.35 mm[.25 in]
PCB Terminal Mating Tab Thickness	.81 mm[.032 in]
PCB Hole Diameter	1.4 mm[.055 in]
Height Above PC Board	16 mm[.637 in]
Receptacle Terminal Stock Thickness	.81 mm[.032 in]
Extension Below Board	3.81 mm[.15 in]

Usage Conditions

Insulation Requirement	Uninsulated
Operating Temperature Range	-30 – 110 °C[-22 – 230 °F]

Packaging Features

Packaging Quantity	10000
PCB Terminal Packaging Method	Reel

Other

Comment	Insertion equipment available.
---------	--------------------------------

Product Compliance

[For compliance documentation, visit the product page on TE.com>](#)

EU RoHS Directive 2011/65/EU	Compliant
EU ELV Directive 2000/53/EC	Compliant
China RoHS 2 Directive MIIT Order No 32, 2016	No Restricted Materials Above Threshold
EU REACH Regulation (EC) No. 1907/2006	Current ECHA Candidate List: JAN 2021 (211) Candidate List Declared Against: JAN 2021 (211) Does not contain REACH SVHC
Halogen Content	Low Halogen - Br, Cl, F, I < 900 ppm per homogenous material. Also BFR/CFR/PVC Free













Solder Process Capability

Wave solder capable to 265°C

Product Compliance Disclaimer

This information is provided based on reasonable inquiry of our suppliers and represents our current actual knowledge based on the information they provided. This information is subject to change. The part numbers that TE has identified as EU RoHS compliant have a maximum concentration of 0.1% by weight in homogenous materials for lead, hexavalent chromium, mercury, PBB, PBDE, DBP, BBP, DEHP, DIBP, and 0.01% for cadmium, or qualify for an exemption to these limits as defined in the Annexes of Directive 2011/65/EU (RoHS2). Finished electrical and electronic equipment products will be CE marked as required by Directive 2011/65/EU. Components may not be CE marked. Additionally, the part numbers that TE has identified as EU ELV compliant have a maximum concentration of 0.1% by weight in homogenous materials for lead, hexavalent chromium, and mercury, and 0.01% for cadmium, or qualify for an exemption to these limits as defined in the Annexes of Directive 2000/53/EC (ELV). Regarding the REACH Regulation, the information TE provides on SVHC in articles for this part number is based on the latest European Chemicals Agency (ECHA) 'Guidance on requirements for substances in articles' posted at this URL: <https://echa.europa.eu/guidance-documents/guidance-on-reach>

Compatible Parts

 <p>TE Part # 63066-1 FASTON 250 PCB TAB TPBR</p>	 <p>TE Part # 62650-1 FASTON 250 PCB TAB TPBR</p>	 <p>TE Part # 1217133-1 187 FASTON,PCB TAB,TNBR</p>	 <p>TE Part # 63650-1 FASTON 250 PCB TAB TPBR</p>
 <p>TE Part # 1217136-1 250 FASTON,PCB TAB,TNBR</p>	 <p>TE Part # 63862-1 FASTON 250 PCB TAB TPBR</p>	 <p>TE Part # 1217566-1 250 FASTON,PCB TAB,TCBR</p>	 <p>TE Part # 1217539-1 250 FASTON,PCB TAB,TCBR</p>
 <p>TE Part # 1217125-1 250 FASTON,PCB TAB,TPBR</p>	 <p>TE Part # 1217153-1 250 FASTON,PCB TAB,TCBR</p>	 <p>TE Part # 1217155-1 250 FASTON,PCB TAB, TCBR</p>	 <p>TE Part # 1217566-2 250 FASTON,PCB TAB,TCBR</p>




TE Part # 1217154-1
250 FASTON,PCB TAB,TCBR



TE Part # 1217861-1
250 FASTON,PCB TAB,TCBR



TE Part # 1217124-1
187 FASTON,PCB TAB,TNBR



TE Part # 1217861-2
250 FASTON,PCB TAB,TCBR



TE Part # 63824-1
FASTON 250 PCB TAB TPBR



TE Part # 1217126-1
250 FASTON,PCB TAB,TPBR




TE Part # 63839-1
FASTON 250 TAB TPBR




TE Part # 1217124-3
187 FASTON,PCB TAB,TNBR


Also in the Series | **FASTON 250**



Compression Connectors(4)




Crimp Terminal Housings(143)




Insertion & Extraction Tools(6)



Magnet Wire Terminals(1)



PCB Terminals(144)



Quick Disconnects(466)

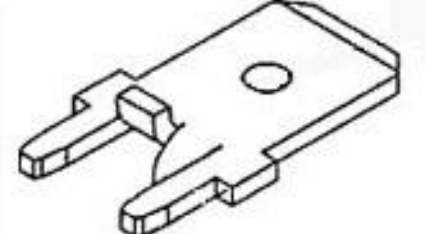


Splices(4)

Customers Also Bought



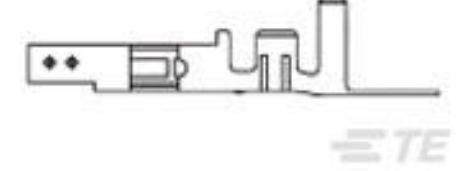
TE Part #1658623-2
14 NOVO MIL 30DP, LEAD FREE



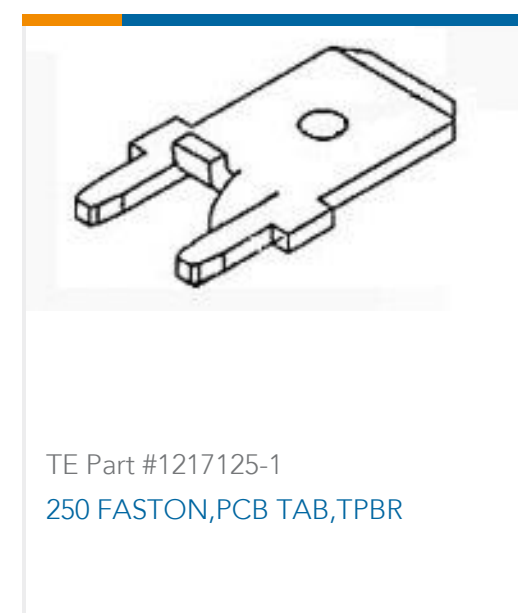
TE Part #1217167-1
250 FASTON,PCB TAB,TCBR



TE Part #2-1123723-4
3.96 EP HDR ASSY 4P(YELLOW)



TE Part #1586315-1
VAL-U-LOK SKT BR SN 24-18 LP



Documents

Product Drawings

250 FASTON,PCB TAB,TPBR

English

CAD Files

3D PDF

3D

Customer View Model

[ENG_CVM_CVM_1217127-1_E.2d_dxf.zip](#)

English

Customer View Model

[ENG_CVM_CVM_1217127-1_E.3d_igs.zip](#)

English

Customer View Model

[ENG_CVM_CVM_1217127-1_E.3d_stp.zip](#)

English

By downloading the CAD file I accept and agree to the [Terms and Conditions](#) of use.

Datasheets & Catalog Pages

FASTON PCB Tabs and Receptacles

English

PRINTED CIRCUIT BOARD TERMINALS AND DISCONNECTS

English

Product Specifications

Application Specification

English



[Agency Approvals](#)

[UL Report](#)

English