

M12 female receptacle shielded rear mount

PUR 8x0,25 shielded gy UL,CSA+drag chain 2m

Flange M12 female

8-pole, shielded

Rear mounting


Mounting nut

With open ended wires

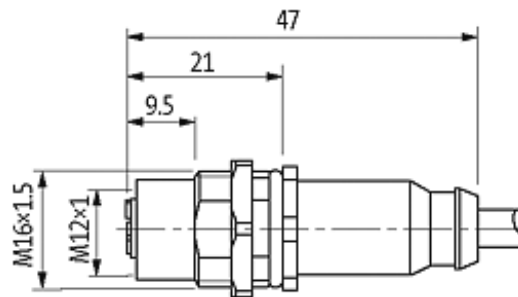
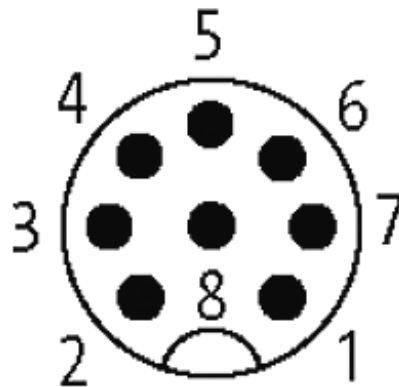
Further cable lengths on request. The resistance to aggressive media should be individually tested for your application. Further details on request.

[Link to Product](#)

Illustration



Female



Product may differ from Image

Approvals



Form

17191

Technical Data

| | |
|-------------------------------|---|
| Operating voltage | max. 30 V AC/DC |
| Operating current per contact | max. 2 A |
| Locking of ports | Screw thread M12 × 1 mm (recommended torque 0.6 Nm) self-securing |
| Protection | IP67 inserted and tightened (EN 60529) |

Cables

| | |
|-----------------------|-------------------------------------|
| Cable number | 294 |
| No./diameter of wires | 8 × 0.25 mm ² |
| Wire isolation | PP (br, wh, bl, bk, gr, pk, vi, or) |
| C-track properties | 5 Mio. |
| Torsion | 2 Mio. ± 30°/m |
| Jacket Color | gray |

The information in this brochure has been compiled with the utmost care.

Liability for the correctness completeness and topicality of the information is restricted to gross negligence. Version: 05/15

| | |
|-----------------------------|----------------|
| Shore hardness outer jacket | 85 ± 5A |
| Material (jacket) | PUR (UL/CSA) |
| Outer diameter | approx. 7.0 mm |
| Bend radius (fixed) | 5 × outer Ø |
| Bend radius (moving) | 10 × outer Ø |
| Temperature range (fixed) | -40...+80 °C |
| Temperature range (mobile) | -20...+80 °C |
| Shielded | yes |

Commercial data

| | |
|------------------------|----------|
| country of origin | DE |
| customs tariff number | 85444290 |
| minimum order quantity | 1 |