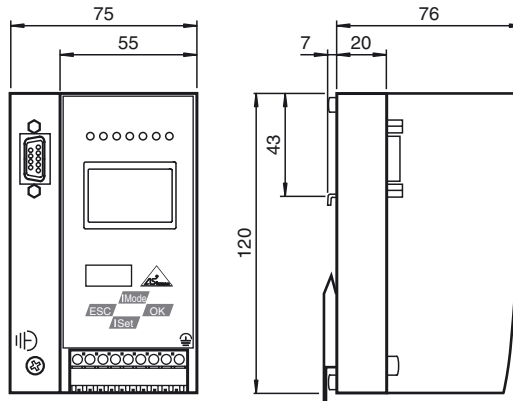
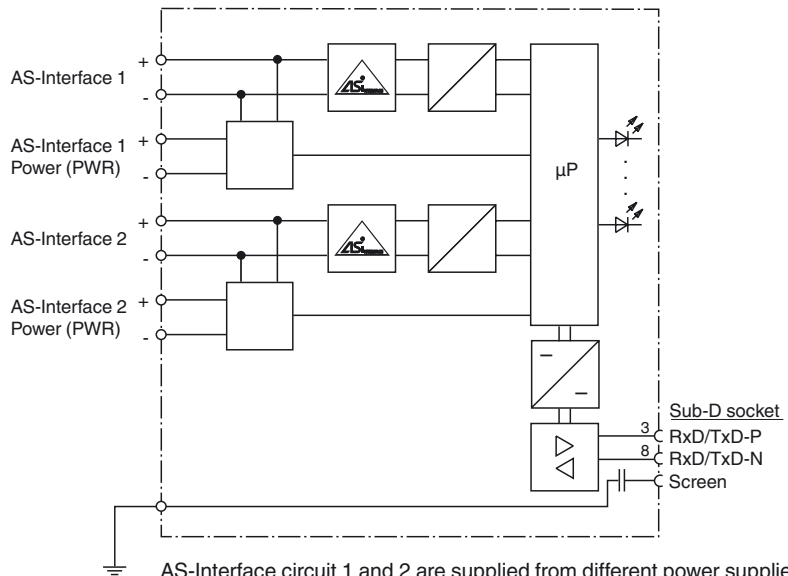




Dimensions



Electrical connection



AS-Interface circuit 1 and 2 are supplied from different power supplies. The gateway is supplied from circuit 1. At the cable for power supply no slaves or repeaters may be attached.
At the cable for AS-Interface circuit no power supplies or further masters may be attached.

Model number

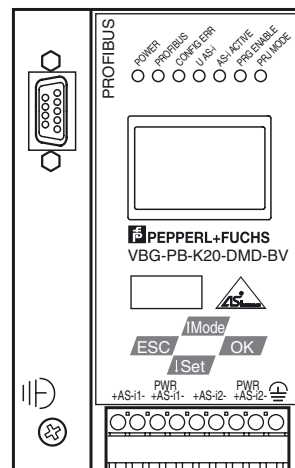
VBG-PB-K20-DMD-BV

PROFIBUS Gateway, double master for 2 AS-Interface networks

Features

- Connection to PROFIBUS DP
- 2 AS-Interface networks
- PROFIBUS DP V1 support
- Easy commissioning and fault diagnosis via LEDs and graphic display
- Earth fault detection
- AS-Interface noise detection

Indicating / Operating means



Release date: 2013-10-02 10:29 Date of issue: 2014-01-13 205322_eng.xml

Technical data**General specifications**

AS-Interface specification	V3.0
PLC-Functionality	activateable
Earth fault detection	EFD integrated
EMC monitoring	integrated
Diagnostics function	Extended function via display
UL File Number	E223772

Indicators/operating means

Display	Illuminated graphical LC display for addressing and error messages
LED PROFIBUS	PROFIBUS master detected; LED green
LED AS-i ACTIVE	AS-Interface operation normal; LED green
LED CONFIG ERR	configuration error; LED red
LED PRG ENABLE	autom. programming; LED green
LED POWER	voltage ON; LED green
LED PRJ MODE	projecting mode active; LED yellow
LED U AS-i	AS-Interface voltage; LED green
Switch SET	Selection and setting of a slave address
OK button	Mode selection traditional-graphical/confirmation
Button MODE	Mode selection PRJ-operation/save configuration/cursor
ESC button	Mode selection traditional-graphical/cancel

Electrical specifications

Insulation voltage	U_i	≥ 500 V
Rated operating voltage	U_e	from AS-Interface
Rated operating current	I_e	≤ 180 mA from AS-Interface

Interface

Interface type	RS 485
Protocol	PROFIBUS DP V1
Transfer rate	9.6 kBit/s ... 12 MBit/s , Automatic baud rate detection

Connection

PROFIBUS	Sub-D interface
AS-Interface	spring terminals, removable

Ambient conditions

Ambient temperature	0 ... 55 °C (32 ... 131 °F)
Storage temperature	-15 ... 75 °C (5 ... 167 °F)

Mechanical specifications

Protection degree	IP20
Mass	420 g
Construction type	Low profile housing , Stainless steel

Compliance with standards and directives

Standard conformity	
Electromagnetic compatibility	EN 61326
AS-Interface	EN 50295
Protection degree	EN 60529

Function

The VBG-PB-K20-DMD-BV is a PROFIBUS Gateway with 2 AS-Interface masters in accordance with AS-Interface Specification 3.0 in IP20. The design is especially suitable for use in the switch cabinet.

The gateway is a modular PROFIBUS slave. This means that the user can use the PROFIBUS configuration tool to specify what data will be transferred via the PROFIBUS. This makes it possible to adjust the amount of data to be transferred via PROFIBUS.

In addition, this gateway supports acyclical communication of the PROFIBUSDP V1. These acyclical services can be used to access a mailbox in the gateway that provides access to all the data made available by the AS-Interface/PROFIBUS Gateway.

A push button can be used to accept the target configuration and to adjust the PROFIBUS address and baud rate. There are 7 LEDs on the front panel, showing the current status of the AS-Interface line.

In the case of the AS-Interface Gateway with graphical display, the AS-Interface circuit can be placed in service and the test of the connected periphery can be kept entirely separate from the commissioning of the PROFIBUS and the programming. On-site operation with the aid of the graphical display and 4 push buttons makes it possible to show all functions on the display that are covered by the AS-i Control Tools software for other AS-Interface masters.

PLC functionality

Optionally the gateway is also available with PLC-functionality. Therefore you can order a code key VAZ-CTR additionally.

Accessories**VAZ-SW-ACT32**

Full version of the AS-I Control Tools including connection cable

VAZ-PB-SIM

PROFIBUS master simulator

VAZ-PB-DB9-W

PROFIBUS Sub-D Connector with switchable terminal resistance