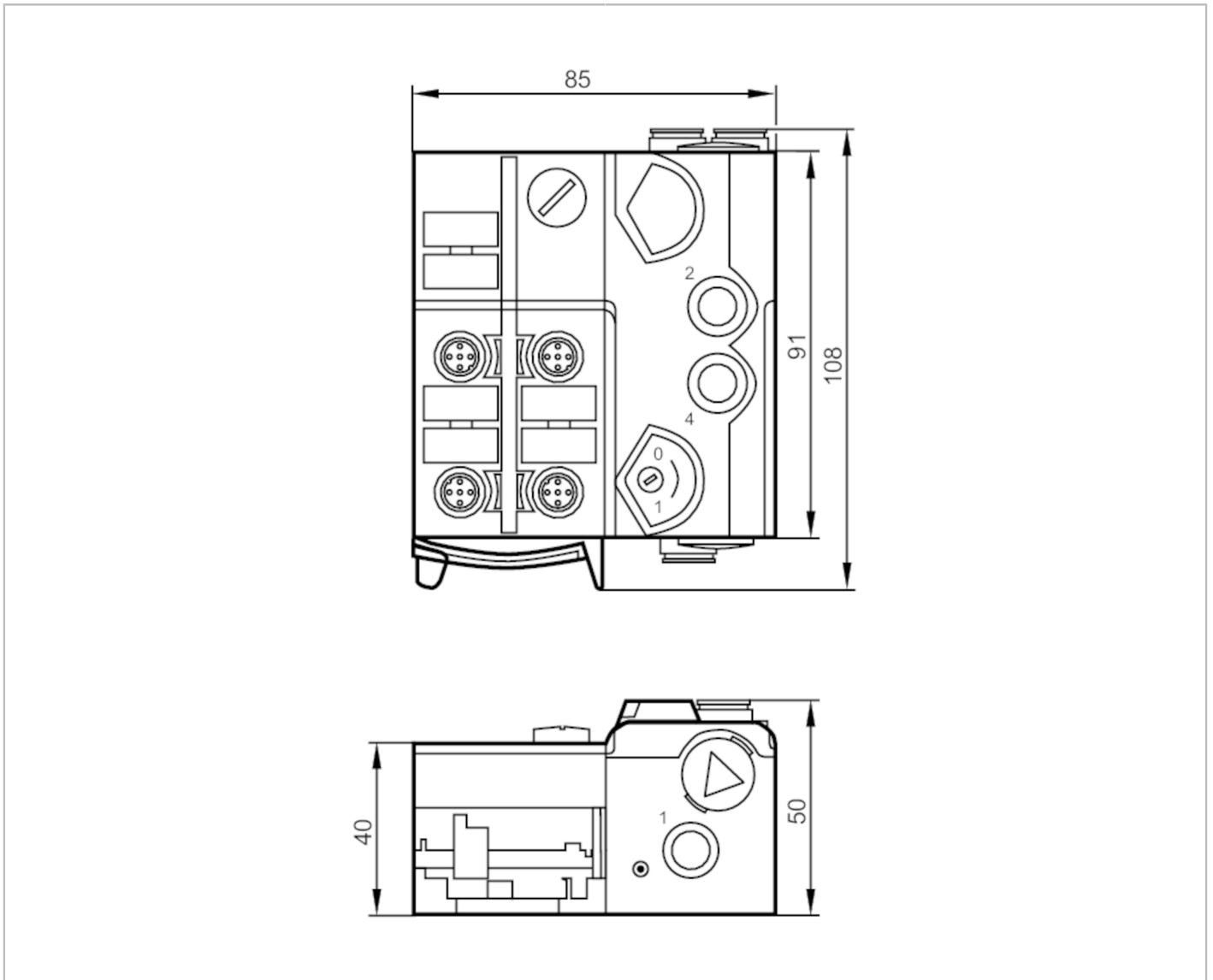


AC5287



AS-Interface Airbox with quick mounting technology

AirBox 5/2 2DI-Y IP67



Application	
Medium temperature	[°C] -10...50
Electrical data	
Operating voltage	[V] 26.5...31.6 DC
Max. current consumption from AS-i	[mA] 300
Integrated watchdog	yes
Inputs / outputs	
Number of inputs and outputs	Number of digital inputs: 2; Number of pneumatic outputs: 1



AS-Interface Airbox with quick mounting technology

AirBox 5/2 2DI-Y IP67

Inputs					
Number of digital inputs				2	
Input circuit of digital inputs				PNP	
Sensor supply of the inputs				AS-i	
Voltage supply [V]				20...30; (via flat cable)	
Max. total current rating of inputs [mA]				200	
Input current High [mA]				6...10	
Input current Low [mA]				0...2	
Min. switching level high signal [V]				11	
Digital inputs protected against short circuits				yes	
Outputs					
Electrical design				AS-i	
Number of pneumatic outputs				1; (pneumatic NO/NC selectable output ; monostable)	
Operating conditions					
Ambient temperature [°C]				-10...55	
Protection				IP 65; IP 67	
Tests / approvals					
EMC			EN 50295		
			IEC 61000-6-2		
MTTF [years]				360	
AS-i classification					
AS-i version				2.11 + 3.0	
AS-i addressing				addressing socket	
Extended addressing mode possible				no	
AS-i profile				S-3.F.F	
AS-i I/O configuration [hex]				3	
AS-i ID code [hex]				F.F	
AS-i certificate pending				yes	
Assignment of the data bits	data bit	D0	D1	D2	D3
	input	1	2	3	4
	socket	I-1/2	I-1/2 I-2	-	-
	pin	4	2 4	-	-
	pneumatic output	-	-	4	-

AC5287



AS-Interface Airbox with quick mounting technology

AirBox 5/2 2DI-Y IP67

Mechanical data		
Weight [g]	400.5	
Type of mounting	AS-i flat cables directly connectable	
Materials	PA; POM; piercing contacts: CuSn6 nickel-plated and tin-plated	
Pneumatic system	1 x 5/2-way slide valves (free from overlapping); monostable	
Operating pressure range [bar]	3...8	
Operating pressure range [MPa]	0.3...0.8	
Operating pressure range [psi]	44...116	
Air flow at 6/5 bar [l/min]	500	
Permissible compressed air	non-lubricated compressed air class 6-3-1; lubricated compressed air class 6-3-4	
Manual override	pressing/releasing or pressing/turning/locking	
Tube fittings	8 mm	
Exhaust	exhaust can be discharged through tube connection	
Displays / operating elements		
Display	operation	LED, green
	errors	LED, red
	function	LED, yellow
Accessories		
Accessories (supplied)	lower part	
Accessories (optional)	Mounting plate, E74999	
	Module lower part, E75000	
	Protective cap: M12, E73004	
	sealing plugs, E75231	
	silencer, E75232	
	Push-in L-fitting, E75228	
	Push-in T-fitting, E75227	
Remarks		
Remarks	If not pneumatically operated, E75231 sealing plug must be inserted.	
	Avoid ingress of dirt and dust.	
	Do not connect any of the following points to an external potential: L-, L+, I-1, I-2, I-3, I-4	
	The connections are electrically connected with the AS-i cable. Notes on compressed air and EMC/ESD at www.ifm.com	
Pack quantity	1 pcs.	



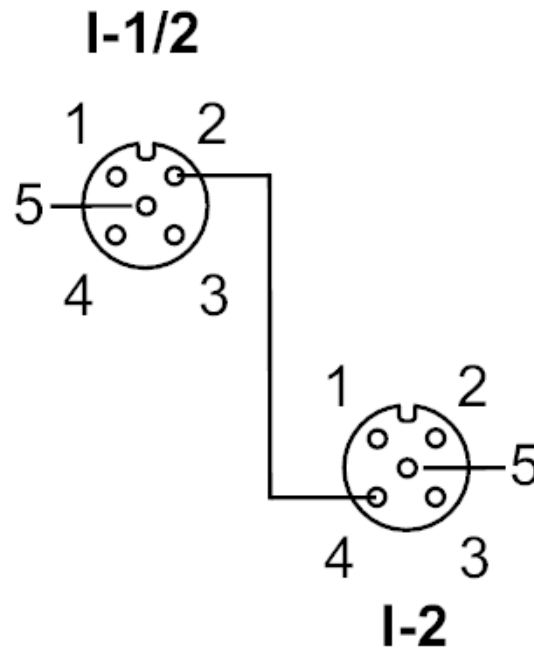
AS-Interface Airbox with quick mounting technology

AirBox 5/2 2DI-Y IP67

Electrical connection

quick mounting technology for AS-i flat cable: ; three orientations possible

Connection



Inputs	
socket I-1/2	
1	Sensor supply L+
2	data input 2
3	Sensor supply L-
4	data input 1
5	functional earth (FE)
socket I-2	
1	Sensor supply L+
2	not used
3	Sensor supply L-
4	data input 2
5	functional earth (FE)

Connector: M12

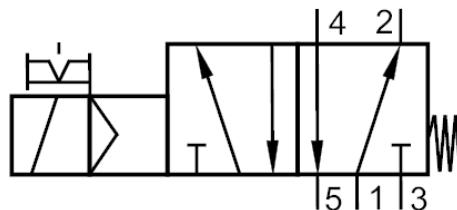


AS-Interface Airbox with quick mounting technology

AirBox 5/2 2DI-Y IP67

Diagrams and graphs

Pneumatic symbol



1 x 5/2-way slide valves (free from overlapping)