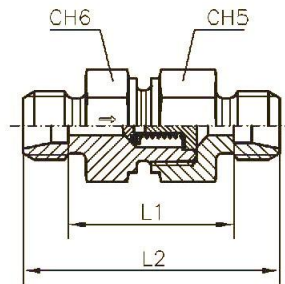
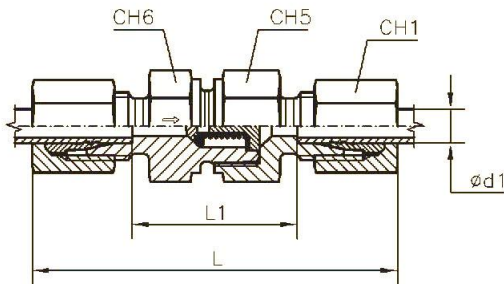


Material
 Öffnungsdruck

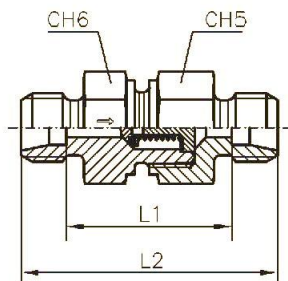
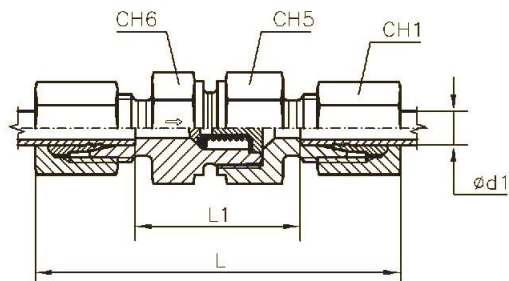
Stahl verzinkt (DIN 2353)
 1 bar +/- 20 %



RSV6LST

Rückschlagventil, mit beidseitigem Rohranschluss, leichte Ausführung

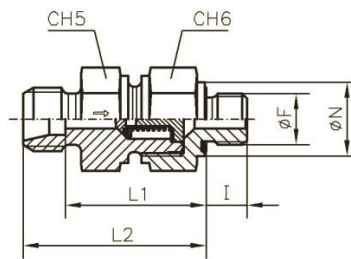
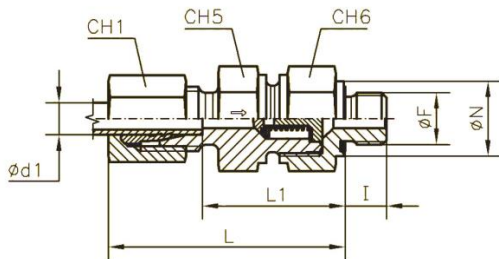
| Artikel Nr. | Typen Nr. | Rohr- Außen- \varnothing mm | L mm | L1 mm | L2 mm | CH1 mm | CH5 mm | CH6 mm | PN bar |
|-------------|-----------|-------------------------------------|---------|----------|----------|-----------|-----------|-----------|-----------|
| 159402 | RSV6LST | 6 | 58,0 | 29,0 | 43,0 | 14 | 17 | 17 | 250 |
| 159403 | RSV8LST | 8 | 59,0 | 30,0 | 44,0 | 17 | 19 | 19 | 250 |
| 159404 | RSV10LST | 10 | 69,5 | 40,5 | 54,5 | 19 | 24 | 22 | 250 |
| 159405 | RSV12LST | 12 | 72,5 | 43,5 | 57,5 | 22 | 30 | 27 | 250 |
| 159406 | RSV15LST | 15 | 77,5 | 47,5 | 61,5 | 27 | 32 | 27 | 250 |
| 159407 | RSV18LST | 18 | 83,5 | 51,5 | 66,5 | 32 | 36 | 36 | 160 |
| 159408 | RSV22LST | 22 | 93,5 | 61,5 | 76,5 | 36 | 46 | 41 | 160 |
| 159409 | RSV28LST | 28 | 102,5 | 69,5 | 94,5 | 41 | 55 | 50 | 100 |



RSV6SST

Rückschlagventil, mit beidseitigem Rohranschluss, schwere Ausführung

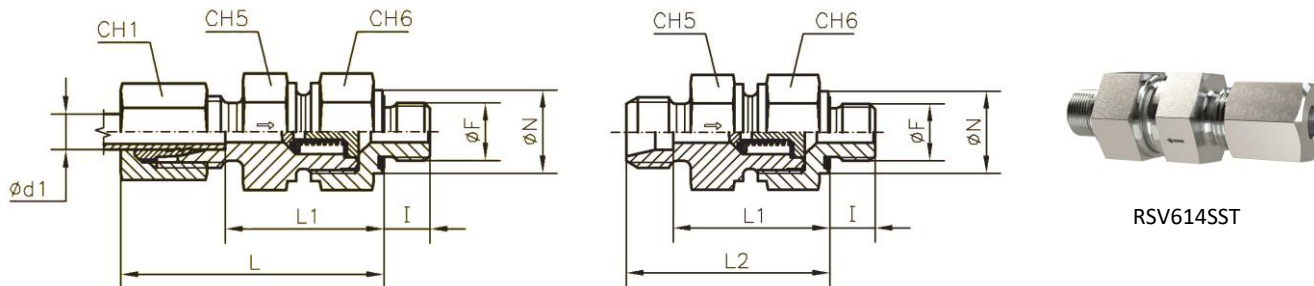
| Artikel Nr. | Typen Nr. | Rohr- Außen- \varnothing mm | L mm | L1 mm | L2 mm | CH1 mm | CH5 mm | CH6 mm | PN bar |
|-------------|-----------|-------------------------------------|---------|----------|----------|-----------|-----------|-----------|-----------|
| 159410 | RSV6SST | 6 | 63,5 | 34,5 | 48,5 | 17 | 19 | 19 | 400 |
| 159411 | RSV8SST | 8 | 63,5 | 34,5 | 48,5 | 19 | 19 | 19 | 400 |
| 159412 | RSV10SST | 10 | 72,5 | 40,5 | 55,5 | 22 | 24 | 22 | 400 |
| 159413 | RSV12SST | 12 | 74,5 | 42,5 | 57,5 | 24 | 27 | 24 | 400 |
| 159414 | RSV14SST | 14 | 82,5 | 47,5 | 63,5 | 27 | 32 | 27 | 400 |
| 159415 | RSV16SST | 16 | 86,5 | 50,5 | 67,5 | 30 | 36 | 32 | 400 |
| 159416 | RSV20SST | 20 | 97,5 | 54,5 | 75,5 | 36 | 46 | 41 | 400 |
| 159417 | RSV25SST | 25 | 106,5 | 58,5 | 82,5 | 46 | 50 | 46 | 250 |



RSV618LST

Rückschlagventil, Durchflussrichtung Schneidring zum Gewinde, Außengewinde zylindrisch, leichte Ausführung

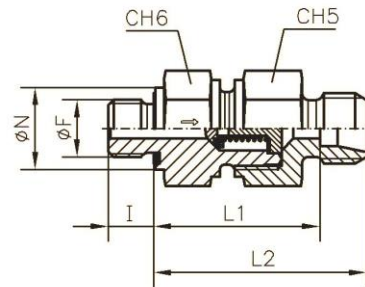
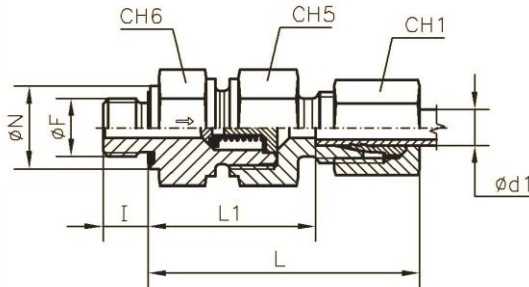
| Artikel Nr. | Typen Nr. | Gewinde Ø F | Rohr- Außen-Ø mm | Ø N | I mm | L mm | L1 mm | L2 mm | CH1 mm | CH5 mm | CH6 mm | PN bar |
|-------------|------------|----------------|------------------------|-----|---------|---------|----------|----------|-----------|-----------|-----------|-----------|
| 159450 | RSV618LST | G 1/8 | 6 | 14 | 8 | 41,0 | 26,5 | 41,5 | 14 | 17 | 17 | 250 |
| 159451 | RSV814LST | G 1/4 | 8 | 19 | 12 | 43,0 | 28,5 | 47,5 | 17 | 19 | 19 | 250 |
| 159452 | RSV1014LST | G 1/4 | 10 | 19 | 12 | 53,0 | 38,5 | 57,5 | 19 | 22 | 24 | 250 |
| 159453 | RSV1238LST | G 3/8 | 12 | 22 | 12 | 55,0 | 40,5 | 59,5 | 22 | 27 | 30 | 250 |
| 159454 | RSV1512LST | G 1/2 | 15 | 27 | 14 | 57,5 | 42,5 | 63,5 | 27 | 27 | 32 | 250 |
| 159455 | RSV1812LST | G 1/2 | 18 | 27 | 14 | 64,0 | 48,0 | 69,5 | 32 | 36 | 36 | 160 |
| 159456 | RSV2234LST | G 3/4 | 22 | 32 | 16 | 72,0 | 56,0 | 79,5 | 36 | 41 | 46 | 160 |
| 159457 | RSV281LST | G 1 | 28 | 40 | 18 | 80,5 | 64,0 | 89,5 | 41 | 50 | 55 | 100 |



RSV614SST

Rückschlagventil, Durchflussrichtung Schneidring zum Gewinde, Außengewinde zylindrisch, schwere Ausführung

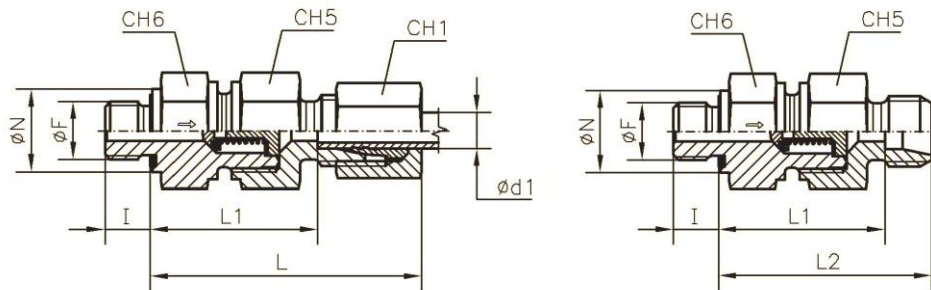
| Artikel Nr. | Typen Nr. | Gewinde $\varnothing F$ | Rohr- Außen- \varnothing mm | $\varnothing N$ | I mm | L mm | L1 mm | L2 mm | CH1 mm | CH5 mm | CH6 mm | PN bar |
|-------------|------------|----------------------------|-------------------------------------|-----------------|---------|---------|----------|----------|-----------|-----------|-----------|-----------|
| 159458 | RSV614SST | G 1/4 | 6 | 19 | 12 | 46,0 | 31,5 | 50,5 | 17 | 19 | 19 | 400 |
| 159459 | RSV814SST | G 1/4 | 8 | 19 | 12 | 46,0 | 31,5 | 50,5 | 19 | 19 | 19 | 400 |
| 159460 | RSV1038SST | G 3/8 | 10 | 22 | 12 | 54,0 | 38,0 | 57,5 | 22 | 22 | 24 | 400 |
| 159461 | RSV1238SST | G 3/8 | 12 | 22 | 12 | 57,0 | 41,0 | 60,5 | 24 | 24 | 27 | 400 |
| 159462 | RSV1412SST | G 1/2 | 14 | 27 | 14 | 61,0 | 43,5 | 65,5 | 27 | 27 | 32 | 400 |
| 159463 | RSV1612SST | G 1/2 | 16 | 27 | 14 | 64,0 | 46,0 | 68,5 | 30 | 32 | 36 | 400 |
| 159464 | RSV2034SST | G 3/4 | 20 | 32 | 16 | 71,5 | 50,0 | 76,5 | 36 | 41 | 46 | 400 |
| 159465 | RSV251SST | G 1 | 25 | 40 | 18 | 78,5 | 54,5 | 84,5 | 46 | 46 | 50 | 250 |



RSV186LST

Rückschlagventil, Durchflussrichtung Gewinde zum Schneidring, Außengewinde zylindrisch, leichte Ausführung

| Artikel Nr. | Typen Nr. | Gewinde $\varnothing F$ | Rohr- Außen- \varnothing mm | $\varnothing N$ | I mm | L mm | L1 mm | L2 mm | CH1 mm | CH5 mm | CH6 mm | PN bar |
|-------------|------------|----------------------------|-------------------------------------|-----------------|---------|---------|----------|----------|-----------|-----------|-----------|-----------|
| 159466 | RSV186LST | G 1/8 | 6 | 14 | 8 | 42,5 | 28,0 | 43,0 | 14 | 17 | 17 | 250 |
| 159467 | RSV148LST | G 1/4 | 8 | 19 | 12 | 44,5 | 30,0 | 49,0 | 17 | 19 | 19 | 250 |
| 159468 | RSV1410LST | G 1/4 | 10 | 19 | 12 | 53,0 | 38,5 | 57,5 | 19 | 24 | 22 | 250 |
| 159469 | RSV3812LST | G 3/8 | 12 | 22 | 12 | 57,0 | 42,5 | 61,5 | 22 | 30 | 27 | 250 |
| 159470 | RSV1215LST | G 1/2 | 15 | 27 | 14 | 60,5 | 45,5 | 66,5 | 27 | 32 | 27 | 250 |
| 159471 | RSV1218LST | G 1/2 | 18 | 27 | 14 | 66,0 | 50,0 | 71,5 | 32 | 36 | 36 | 160 |
| 159472 | RSV3422LST | G 3/4 | 22 | 32 | 16 | 71,0 | 55,0 | 78,5 | 36 | 46 | 41 | 160 |
| 159473 | RSV128LST | G 1 | 28 | 40 | 18 | 79,5 | 63,0 | 88,5 | 41 | 55 | 50 | 100 |



RSV146SST

Rückschlagventil, Durchflussrichtung Gewinde zum Schneidring, Außengewinde zylindrisch, schwere Ausführung

| Artikel Nr. | Typen Nr. | Gewinde $\varnothing F$ | Rohr- Außen- \varnothing mm | $\varnothing N$ | I mm | L mm | L1 mm | L2 mm | CH1 mm | CH5 mm | CH6 mm | PN bar |
|-------------|------------|----------------------------|-------------------------------------|-----------------|---------|---------|----------|----------|-----------|-----------|-----------|-----------|
| 159474 | RSV146SST | G 1/4 | 6 | 19 | 12 | 46,0 | 31,5 | 50,5 | 17 | 19 | 19 | 400 |
| 159475 | RSV148SST | G 1/4 | 8 | 19 | 12 | 46,0 | 31,5 | 50,5 | 19 | 19 | 19 | 400 |
| 159476 | RSV3810SST | G 3/8 | 10 | 22 | 12 | 54,0 | 38,0 | 57,5 | 22 | 24 | 22 | 400 |
| 159477 | RSV3812SST | G 3/8 | 12 | 22 | 12 | 57,0 | 41,0 | 60,5 | 24 | 27 | 24 | 400 |
| 159478 | RSV1214SST | G 1/2 | 14 | 27 | 14 | 62,0 | 44,5 | 66,5 | 27 | 32 | 27 | 400 |
| 159479 | RSV1216SST | G 1/2 | 16 | 27 | 14 | 66,0 | 48,0 | 70,5 | 30 | 36 | 32 | 400 |
| 159480 | RSV3420SST | G 3/4 | 20 | 32 | 16 | 73,5 | 52,0 | 78,5 | 36 | 46 | 41 | 400 |
| 159481 | RSV125SST | G 1 | 25 | 40 | 18 | 78,5 | 54,5 | 84,5 | 46 | 50 | 46 | 250 |