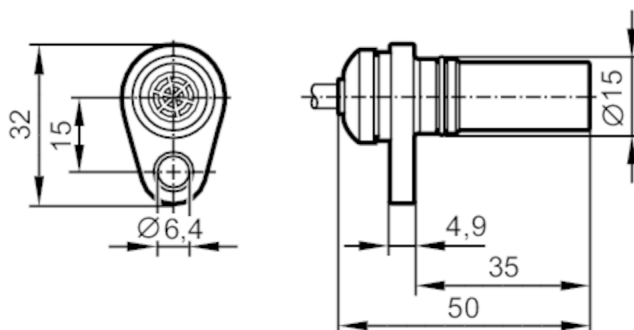


MX5017

Speed sensor

MXD41,7 ANOG/H/2M/ZH



Product characteristics

Electrical design		NPN
Sensing range	[mm]	1.7
Dimensions	[mm]	Ø 15 / L = 50

Electrical data

Operating voltage	[V]	7...30 DC
Current consumption	[mA]	< 30
Protection class		III
Reverse polarity protection		no

Outputs

Electrical design		NPN
Permanent current rating of switching output DC	[mA]	50
Switching frequency DC	[Hz]	1...15000

Detection zone

Sensing range	[mm]	1.7
Operating distance	[mm]	1

Operating conditions

Ambient temperature	[°C]	-32...140
Protection		IP 65; IP 68; IP 69K

Tests / approvals

EMC	EN 61000-4-2	4 kV CD / 8 kV AD
	EN 61000-4-3	10 V/m
	EN 61000-4-4	2 kV
	EN 61000-4-6	10 V
	EN 61000-4-8	30 A/m
Shock resistance	DIN EN 60068-2-27	30 g 11 ms half-sine; 3 shocks each in every direction of the 3 coordinate axes
Salt spray test	EN 60068/2-11	96 h 5 % NaCl bei 25 °C

MX5017



Speed sensor

MXD41,7 ANOG/H/2M/ZH

Mechanical data

Weight	[g]	83
Dimensions	[mm]	Ø 15 / L = 50
Materials		socket: brass; housing: PA; O-ring: FKM
Tightening torque	[Nm]	7
Toothed wheel module	[mm]	1.25
Installation length	[mm]	35

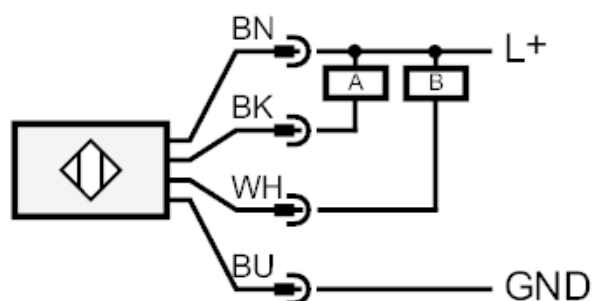
Remarks

Pack quantity	1 pcs.
---------------	--------

Electrical connection

Cable: 2 m, PUR; 4 x 0.34 mm²

Connection

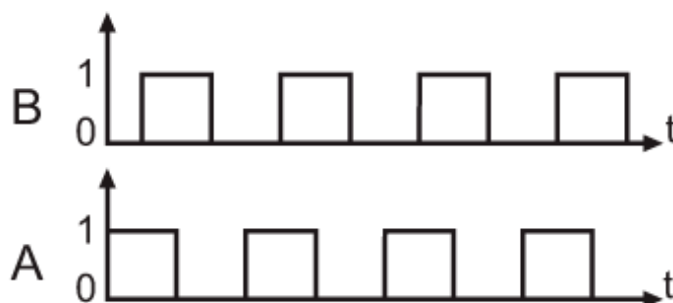


A: Pulse output

B: Pulse output

Diagrams and graphs

switching signals



phase shift 90° +/- 20°

pulse/pause ratio 50 % +/- 10 %

Using toothed wheels with a different modulus has an influence on the sensing range and the phase position.