



SAFETY POSITION SWITCHES WITH SOLENOID INTERLOCKING LOCK. FORCE 2600N,5 APPR. DIR. METAL HOUSING,3X(M20X1.5) SPRING-LOCKED, ESCAPE RELEASE FROM REAR AND AUX. RELEASE ON FRONT MAGNET VOLTAGE 115V AC, MONITOR. OF ACTUATOR 2NC/1NO, MONITOR. OF MAGNET 2NC/1NO

Product designation		position switch with tumbler
Design of the product		with separate actuator and with tumbler
Manufacturer article number		
<ul style="list-style-type: none"> • of the optional actuators 		3SE5000-0AV01 standard actuator, 3SE5000-0AV02 actuator with vertical mounting, 3SE5000-0AV03 actuator with transverse mounting, 3SE5000-0AV04 radius actuator left, 3SE5000-0AV05 universal actuator, 3SE5000-0AV06 radius actuator right, 3SE5000-0AV07 heavy duty actuator

General technical data:		
Product function		
<ul style="list-style-type: none"> • positive opening 		Yes
Insulation voltage		
<ul style="list-style-type: none"> • Rated value 	V	250
Degree of pollution		class 3
Shock resistance		30g / 11 ms
Vibration resistance		0.35 mm / 5g
Surge voltage resistance Rated value	kV	4
Mechanical service life (switching cycles)		
<ul style="list-style-type: none"> • typical 		1 000 000
Electrical endurance (switching cycles) with contactor 3RH11, 3RT1016, 3RT1017, 3RT1024, 3RT1025, 3RT1026 typical		1 000 000
Electrical operating cycles in one hour with contactor 3RH11, 3RT1016, 3RT1017, 3RT1024, 3RT1025, 3RT1026		6 000
Thermal current	A	6

Material of the enclosure of the switch head		metal
Protection class IP		IP65/IP67
Equipment marking		
<ul style="list-style-type: none"> • acc. to DIN EN 61346-2 • acc. to DIN EN 81346-2 		B B
Locking force	N	2 600
<ul style="list-style-type: none"> • acc. to BG-GS-ET 19 	N	2 000
Repeat accuracy	mm	0.05
Explosion protection category for dust		none
Explosion protection category for gas		none
Minimum actuating force in activation direction	N	30
Operating current at AC-15		
<ul style="list-style-type: none"> • at 230 V Rated value 	A	1.5
Operating current		
<ul style="list-style-type: none"> • at DC-13 at 125 V Rated value 	A	0.55
Operating current		
<ul style="list-style-type: none"> • at DC-13 — at 24 V Rated value 	A	3

Enclosure:

Design of the housing		special design
Material of the enclosure		metal
Coating of the enclosure		cathodic immersion coating
Design of the housing acc. to standard		No

Drive Head:

Design of the operating mechanism		5 directions of approach
Design of the switching function		positive opening
Number of actuation directions		5

Connections/ Terminals:

Type of electrical connection		screw-type terminals
Type of connectable conductor cross-section		
<ul style="list-style-type: none"> • solid 		1x (0.5 ... 1.5 mm ²), 2x (0.5 ... 0.75 mm ²)
<ul style="list-style-type: none"> • finely stranded with core end processing 		1x (0.5 ... 1.5 mm ²), 2x (0.5 ... 0.75 mm ²)
<ul style="list-style-type: none"> • finely stranded without core end processing 		1x (0.5 ... 1.5 mm ²), 2x (0.5 ... 0.75 mm ²)
<ul style="list-style-type: none"> • for AWG conductors 		
<ul style="list-style-type: none"> — solid 		1x (20 ... 16), 2x (20 ... 18)
<ul style="list-style-type: none"> — stranded 		1x (20 ... 16), 2x (20 ... 18)

Mechanical data:

Cable entry type		3 x (M20 x 1.5)
Locking mechanism design		spring-actuated lock (closed-circuit principle) with escape release from the back and auxiliary release from the front

Communication/ Protocol:

Design of the interface without

Ambient conditions:

Ambient temperature

- during operation °C -25 ... +60
- during storage °C -40 ... +80

Supply voltage:







Supply voltage of the magnet coil V 115

Installation/ mounting/ dimensions:

mounting position any

Mounting type screw fixing

Certificates/ approvals:

General Product Approval	Functional Safety/Safety of Machinery	Declaration of Conformity	Test Certificates		
 CCC	 CSA	 EAC	 Type Examination Certificate	 EG-Konf.	 Special Test Certificate

other

[Confirmation](#)

Further information

Information- and Downloadcenter (Catalogs, Brochures,...)

<http://www.siemens.com/industrial-controls/catalogs>

Industry Mall (Online ordering system)

<http://www.siemens.com/industrymall>

Cax online generator

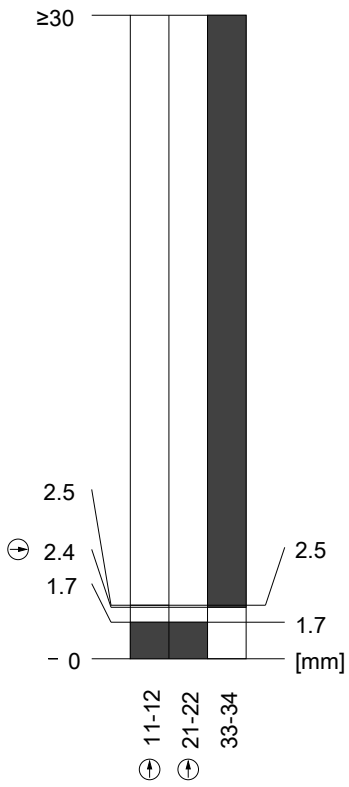
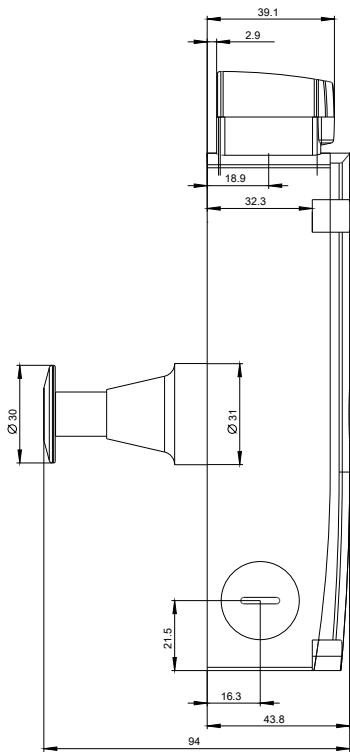
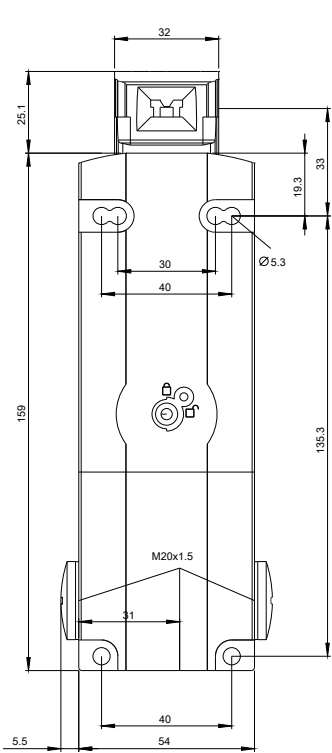
<http://support.automation.siemens.com/WW/CAXorder/default.aspx?lang=en&mlfb=3SE53120SG12>

Service&Support (Manuals, Certificates, Characteristics, FAQs,...)

<http://support.automation.siemens.com/WW/view/en/3SE53120SG12/all>

Image database (product images, 2D dimension drawings, 3D models, device circuit diagrams, EPLAN macros, ...)

http://www.automation.siemens.com/bilddb/cax_de.aspx?mlfb=3SE53120SG12&lang=en



last modified:

09.03.2015