

MCZ SERIES

MCZ PT100/3 CLP 0...100C

Weidmüller Interface GmbH & Co. KG
 Klingenbergstraße 26
 D-32758 Detmold
 Germany
 Fon: +49 5231 14-0
 Fax: +49 5231 14-292083
 www.weidmueller.com

Product image



MCZ: The smallest solution

- The smallest analogue signal converter in terminal block format on the market
- Space-saving conversion of analogue signals in the control cabinet thanks to the slim, 6 mm wide module width
- Simple wiring with plug-in cross-connectors

General ordering data

Type	MCZ PT100/3 CLP 0...100C
Order No.	8425720000
Version	MCZ SERIES, Temperature converter
GTIN (EAN)	4032248012664
Qty.	10 pc(s).

MCZ SERIES

MCZ PT100/3 CLP 0...100C

Weidmüller Interface GmbH & Co. KG
 Klingenbergstraße 26
 D-32758 Detmold
 Germany
 Fon: +49 5231 14-0
 Fax: +49 5231 14-292083
 www.weidmueller.com

Technical data

Dimensions and weights

Length	91 mm	Length (inches)	3.583 inch
Width	6 mm	Width (inches)	0.236 inch
Depth	63.2 mm	Depth (inches)	2.488 inch
Net weight	29 g		

Temperatures

Operating temperature, max.	50 °C	Operating temperature, min.	-25 °C
Storage temperature, max.	85 °C	Storage temperature, min.	-25 °C
Operating temperature	-25 °C...50 °C	Storage temperature	-25 °C...85 °C

Probability of failure

MTTF	1,066 Years
------	-------------

Environmental Product Compliance

REACH SVHC	Lead 7439-92-1
------------	----------------

Rated data UL

Certificate No. (cURus)	E141197
-------------------------	---------

Input

Number of inputs	1	Sensor	PT100/2-/3-wire (in compliance with IEC 751)
Sensor supply	0.8 mA / 9...30 V DC	Temperature input range	0...100 °C

Output

Number of outputs	1	Output current	4...20 mA (current loop) at 9...30V DC
load impedance current	≤ 600 Ω		

General data

Accuracy	Typ.: 0.2 %, máx. 0.5 % v. FSR	Configuration	none
Galvanic isolation	between input/output	Input/Output	PT100/ 4...20 mA (current loop)
Linearity	Yes	Rail	TS 35
Step response time	10 ms	Temperature coefficient	max. ± 250 ppm/K
Voltage supply	Output loop powered, max. 30 V/ min. 9 V + (20 mA x RL)		

Insulation coordination

EMC standards	EN 61000-6	Galvanic isolation	between input/output
Pollution severity	2	Rated voltage	50 V
Surge voltage category	I		

MCZ SERIES MCZ PT100/3 CLP 0...100C

Weidmüller Interface GmbH & Co. KG
 Klingenbergstraße 26
 D-32758 Detmold
 Germany
 Fon: +49 5231 14-0
 Fax: +49 5231 14-292083
 www.weidmueller.com

Technical data

Connection data

Type of connection	Tension-clamp connection	Clamping range, rated connection	1.5 mm ²
Clamping range, min.	0.5 mm ²	Clamping range, max.	1.5 mm ²
Wire connection cross section AWG, min.	AWG 26	Wire connection cross section AWG, max.	AWG 16
Wire cross-section, solid, min.	0.5 mm ²	Wire cross-section, solid, max.	1.5 mm ²
Wire connection cross-section, finely stranded, min.	0.5 mm ²	Wire connection cross section, finely stranded, max.	1.5 mm ²
Wire cross-section, finely stranded, min. (AWG)	AWG 26	Wire cross-section, finely stranded, max. (AWG)	AWG 16
Wire connection cross-section, finely stranded with wire-end ferrules DIN 46228/4, min.	0.5 mm ²	Wire connection cross-section, finely stranded with wire-end ferrules DIN 46228/4, max.	1.5 mm ²
Conductor cross-section, flexible, AEH (DIN 46228-1), min.	0.5 mm ²	Conductor cross-section, flexible, AEH (DIN 46228-1), max.	1.5 mm ²

Classifications

ETIM 6.0	EC002919	ETIM 7.0	EC002919
eClass 9.0	27-21-01-29	eClass 9.1	27-21-01-29
eClass 10.0	27-21-01-29	UNSPSC	30-21-18-01

Approvals

Approvals



ROHS Conform

Downloads

Approval/Certificate/Document of Conformity	Declaration of Conformity
Brochure/Catalogue	CAT 4.1 ELECTR 16/17 EN
Engineering Data	EPLAN, WSCAD, Zuken E3.S
Engineering Data	STEP
User Documentation	Instruction sheet

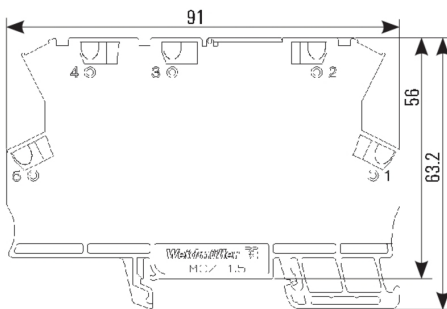
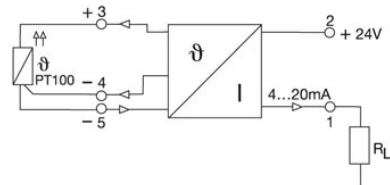

Data sheet

**MCZ SERIES
MCZ PT100/3 CLP 0...100C**

Weidmüller Interface GmbH & Co. KG
 Klingenbergstraße 26
 D-32758 Detmold
 Germany
 Fon: +49 5231 14-0
 Fax: +49 5231 14-292083
 www.weidmueller.com

Drawings

Connection diagram



dimensions