



Figure similar

AS-INTERFACE MODULE SLIMLINE S22.5, DIGITAL, 4I, 2-WIRE, IP20 4 X 1 INPUT, 2-WIRE, PNP CAGE-CLAMP, MODULE WIDTH 22.5 MM

General technical data:

Design of the product		SlimLine S22.5 - I/O modules for operation in the control cabinet, IP20
Design of the slave type		standard slave
Type		4 inputs
I/O configuration		0
ID/ID2 code		0/F
Protocol is supported AS-interface protocol		Yes
AS interface total current input max	mA	50
operating voltage according to AS-Interface specification	V	26.5 ... 31.6
Addressing		front addressing socket
Type of electrical connection of the inputs and outputs		spring-loaded terminals
Equipment marking acc. to DIN 40719 extended according to IEC 204-2 acc. to IEC 750		A
Equipment marking acc. to DIN EN 61346-2		K
note		An external additional supply (AUX POWER) of 20 to 30 V DC is required for the supply of the output circuits. The additional supply must comply with VDE 0106 (PELV), protection class III.
Note 1		detachment tool for spring-loaded terminal connection: See Accessories

Sensor supply:





Type of voltage supply for power supply		using AS-Interface
Input voltage	V	20 ... 30

Property of the sensor supply Short-circuit and overload resistant		Yes
Inputs:		
Number of digital inputs		4
Type of connection		2-wire technology
Input circuit		PNP transistor
Type of voltage of the input voltages		DC
Inputs switching level High min	V	10
Input current at digital input		
• for signal <1> minimum	mA	5
• with signal <0> maximum	mA	1.5
Inputs sensor supply using AS-Interface		short-circuit and overload resistant
Outputs:		
Number of digital outputs		0
Output voltage for DC at 24 V	V	22 ... 24
Status display		
• display of I/Os		yellow LED
• AS-Interface		green LED
• FAULT		red LED
Assignment of data bits		
• D0		IN1
• D1		IN2
• D2		IN3
• D3		IN4
Ambient conditions:		
Ambient temperature		
• during operation	°C	-25 ... +70
• during storage	°C	-40 ... +85
Protection class IP		IP20
Mechanical data:		
Width	mm	22.5
Height	mm	103
Depth	mm	86
Mounting type		35 mm standard rail mounting or wall mounting using push-in lugs
Conductor cross-section		
• solid		2 x (0.25 - 1.5) mm ²
• finely stranded		
— with end sleeve		2 x (0.25 - 1) mm ²
— without end sleeve		2 x (0.25 - 1.5) mm ²
• AWG solid or stranded		AWG 2 x (24 - 16) mm ²

Certificates/ approvals:

AS-Interface certificate	yes (or requested for in case of new units)
Approvals	UL, CSA, shipbuilding (or requested for in case of new units)

General Product Approval	Shipping Approval
 CSA  GOST  UL	 EAC  ABS  BUREAU VERITAS

Shipping Approval	other
 LRS  PRS  RINA  RMRS	Declaration of Conformity Environmental Confirmations

other

[Confirmation](#) [other](#)

Further information

Information- and Downloadcenter (Catalogs, Brochures,...)

<http://www.siemens.com/industrial-controls/catalogs>

Industry Mall (Online ordering system)

<http://www.siemens.com/industrymall>

Cax online generator

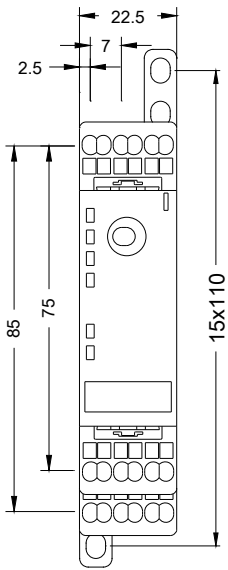
<http://support.automation.siemens.com/WW/CAXorder/default.aspx?lang=en&mlfb=3RK12000CG000AA2>

Service&Support (Manuals, Certificates, Characteristics, FAQs,...)

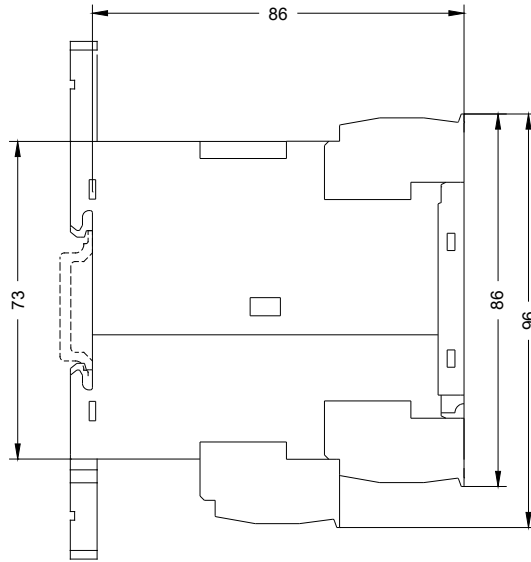
<http://support.automation.siemens.com/WW/view/en/3RK12000CG000AA2/all>

Image database (product images, 2D dimension drawings, 3D models, device circuit diagrams, EPLAN macros, ...)

<http://www.automation.siemens.com/bilddb/index.aspx?attID9=3RK12000CG000AA2&lang=en>



last modified:



09.03.2015