

CIRCUIT BREAKER 400V 6KA, 3+N-POLE, C, 1A



Figure similar

Model		
product brand name		SENTRON
Product designation		Miniature circuit breakers
Design of the product		5SL miniature circuit breakers
General technical data		
Number of poles		4
Number of poles / Note		3P+N
Tripping characteristic class		C
circuit-breaker / Design		5SL6
Mechanical service life (switching cycles) / typical		20 000
Overvoltage category		3
Voltage		
Insulation voltage		
<ul style="list-style-type: none"> with multi-phase operation / with AC / Rated value 	V	440
Supply voltage		
Supply voltage frequency / Rated value	Hz	50
Protection class		
Protection class IP		IP20, with connected conductors
Energy limiting class		3
Switching capacity		
Switching capacity current		
<ul style="list-style-type: none"> acc. to EN 60898 / Rated value 	kA	6

- acc. to IEC 60947-2 / Rated value

kA	6
----	---

Dissipation

Active power loss

- for rated value of the current / with AC / in hot operating state / per pole

W	1.2
---	-----

Electricity

rated current I_n / IEC, DIN/VDE / at 40 Cel	A	0.95166
--	---	---------

Current / with AC / Rated value	A	1
---------------------------------	---	---

Main circuit

Operating voltage

- minimum
- for DC / Rated value / maximum
- with multi-phase operation / with AC / maximum

V	24
---	----

V	60
---	----

V	440
---	-----

Product details

Product feature / Touch protection		Yes
------------------------------------	--	-----

Product property

- halogen-free
- sealable
- silicon-free

Yes

Yes

Yes

Product expansion / can be installed / supplementary devices		Yes
--	--	-----

Product function

Product function / neutral conductor switching		Yes
--	--	-----

Number

Number of test cycles / for environmental testing / acc. to IEC 60068-2-30		6
--	--	---

Connections

Connectable conductor cross-section / stranded

- minimum
- maximum

mm ²	0.75
-----------------	------

mm ²	35
-----------------	----

Connectable conductor cross-section

- solid
 - minimum
 - maximum
- finely stranded / with core end processing
 - minimum
 - maximum

mm ²	0.75
-----------------	------

mm ²	35
-----------------	----

mm ²	0.75
-----------------	------

mm ²	25
-----------------	----

Tightening torque / with screw-type terminals

- minimum
- maximum

N·m	2.5
-----	-----

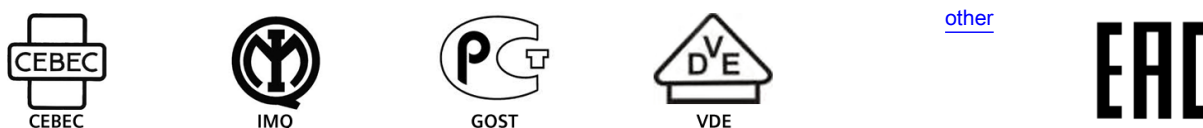
N·m	3
-----	---


Mechanical Design		
Height	mm	90
Width	mm	72
Depth	mm	76
mounting position		any
Installation depth	mm	70
Number of width units		4

Environmental conditions		
Influence of the surrounding temperature		Periodically +55°C, max. 95% humidity
Ambient temperature		
• minimum	°C	-25
• maximum	°C	45
• during storage / minimum	°C	-40
• during storage / maximum	°C	75

Certificates		
Equipment marking		
• acc. to DIN EN 61346-2		F
• acc. to DIN EN 81346-2		F

General Product Approval



General Product Approval	Declaration of Conformity	Test Certificates	other
TSE		other	other



Further information

Information- and Downloadcenter (Catalogs, Brochures,...)

<http://www.siemens.com/lowvoltage/catalogs>

Industry Mall (Online ordering system)

<https://eb.automation.siemens.com/mall/en/WW/Catalog/Product/5SL66017>

Service&Support (Manuals, Certificates, Characteristics, FAQs,...)

<http://support.automation.siemens.com/WW/view/en/5SL66017/all>

Image database (product images, 2D dimension drawings, 3D models, device circuit diagrams, ...)

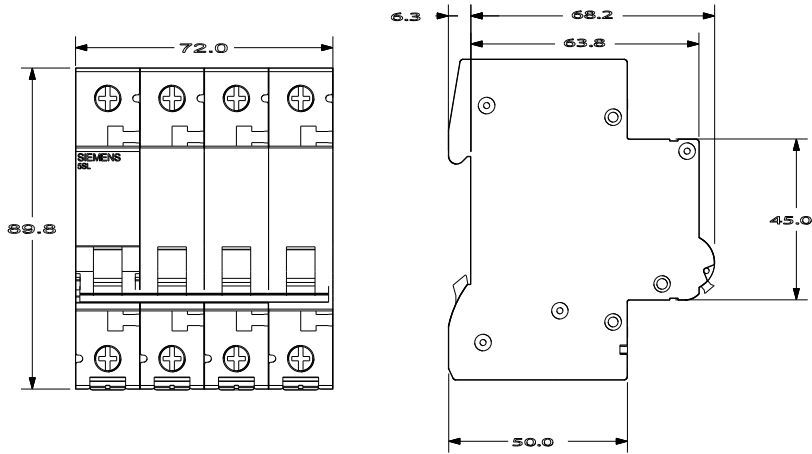
http://www.automation.siemens.com/bilddb/cax_en.aspx?mlfb=5SL66017

CAX-Online-Generator

<http://www.siemens.com/cax>

Tender specifications

<http://ausschreibungstexte.siemens.com/tiplv>



last modified:

11.03.2015