

# DATASHEET

## Thermal Overload Relay



### Main Features

Reference	: RW17
Product code	: 12450898
Compatibility	: See note 1
Current range	: 1,2-1,8 A

### Basic data

Rated voltage Ue	
- IEC	: 690 V
- UL	: 600 V
- IEC	: 690 V
- UL	: 600 V
Rated impulse withstand voltage Uimp	: 6 kV
Number of poles	: 3 poles
Trip class	: 10
Operation frequency	: 25...400Hz
Suitable for use with DC loads	: Yes
Maximum operating frequency	: 15 ops./h
Resistance to impact (IEC 60068-2-27)	: 10/11 g/ms

### Installation

Degree of protection (IEC 60529)	
- Main terminals	: IP10
- Auxiliary terminals	: IP20

### Main contacts

Rated voltage Ue	
- IEC	: 690 V
- UL	: 600 V
Max. Fuse (type 2 coordination)	: 6gL/gG
Average power dissipation per pole	: 3 W

### Auxiliary contacts

Insulation voltage Ui	
- IEC	: 690 V
- UL	: 600 V
Rated operational voltage Ue (acc. to UL)	: 600 V
Rated thermal current Ith ( $\theta = 55^{\circ}\text{C}$ )	: 6 A
Rated current Ie AC-14/AC-15 (IEC 60947-5-1)	
- 24 V	: 4 A
- 60 V	: 3,5 A
- 125 V	: 3 A
- 230 V	: 2 A
- 400 V	: 1,5 A
- 500 V	: 0,5 A
- 690 V	: 0,3 A
Rated current Ie - DC-DC-13/14 (IEC 60947-5-1)	
- 24V	: 1 A
- 60V	: 0,5 A
- 110V	: 0,25 A
- 220V	: 0,1 A
Short circuit protection with fuses (gL/gG)	: 6gL/gG
Rated current Ie - UL, CSA	
- Rated operational current	: C600
- DC Rated operational current	: R300

### Connection

#### Power circuit

Type of screw	: M4x10 Phillips
Terminal capacity:	
Flex (IEC)	: 6 mm <sup>2</sup> ... 10 mm <sup>2</sup>
Conductors with wire/terminal drive (IEC)	: 1,5 mm <sup>2</sup> ... 6 mm <sup>2</sup>
Wire/cable AWG (UL)	: 14 AWG ... 6 AWG
Tightening torque	
- IEC	: 2,3 N.m
- UL	: 20 lb.in

#### Auxiliary contacts

Screw type	: M3,5x10 Phillips
Terminal capacity:	
Flex cable (IEC)	: 1 mm <sup>2</sup> .... 2,5 mm <sup>2</sup>

# DATASHEET

## Thermal Overload Relay



Wire/cable AWG (UL) : 16 AWG ... 12 AWG  
Tightening torque : 1,5 N.m  
- IEC : 13 lb.in  
- UL

### Ambient conditions

Temperature  
- Operating : -20 °C (-4 °F) ... +70 °C (158 °F)  
- Temperature for transport and storage : -50 °C (-58 °F) ... +80 °C (176 °F)  
Temperature compensation (IEC 60947-4-1) : -20 °C (-4 °F) ... +60 °C (140 °F)  
Normal conditions : 2000 m (6562 ft)

Current reduction factor:

Altitude (h)	Operational voltage	Current correction factor
$h \leq 2000$ m	690 V	1 x I <sub>n</sub>
$2000$ m < $h \leq 3000$ m	550 V	0,96 x I <sub>n</sub>
$3000$ m < $h \leq 4000$ m	480 V	0,93 x I <sub>n</sub>
$4000$ m < $h \leq 5000$ m	420 V	0,9 x I <sub>n</sub>

### Dimensions

Height : 72 mm / 2.83 in  
Width : 45 mm / 1.77 in  
Depth : 82 mm / 3.23 in  
Gross weight : 0,165 kg / 0.36 lb

### Standards

- IEC 60947-4-1  
- CSA C.22.2/14  
- UL 60947-4-1 (UL 508)

### Certifications

- Certification: BUREAU VERITAS  
- Certification: CE  
- Certification: IRAM  
- Certification: UL

### Notes

- 1) Mounting: Direct on the mini contactor;
- 2) Image merely illustrative.

1

2

3

4

5

6

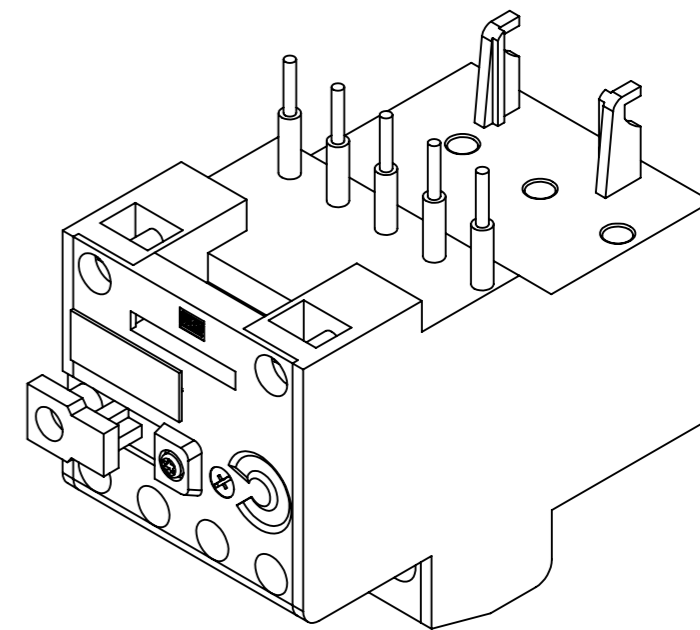
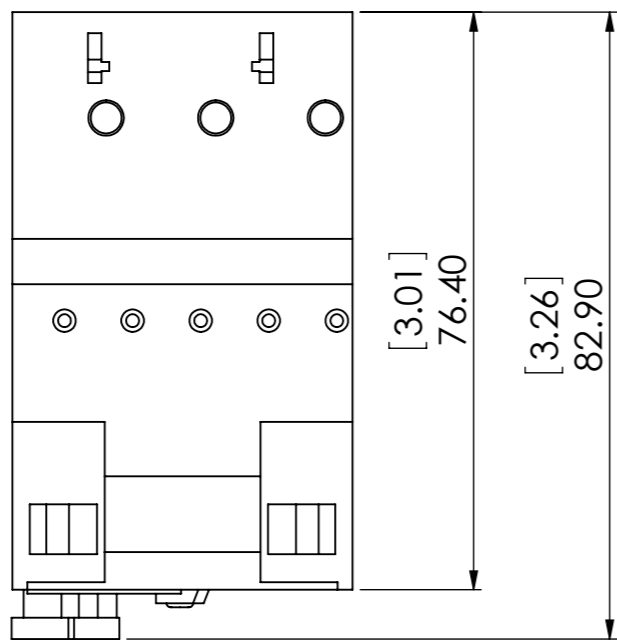
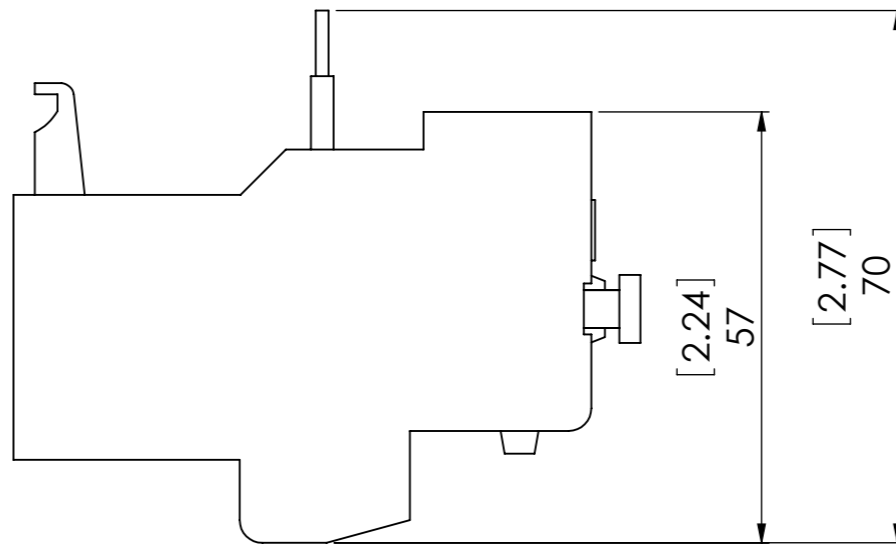
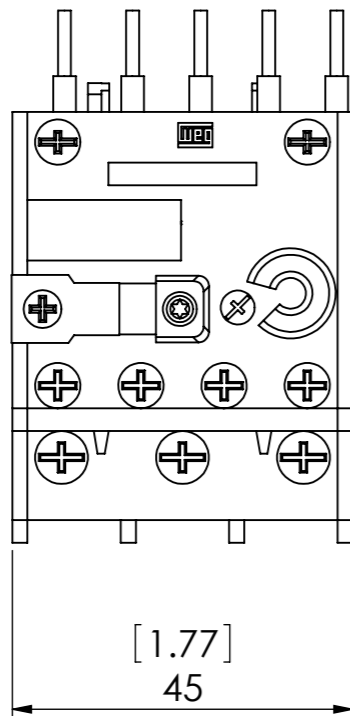
A

B

C

D

E



RW17-1D3

03/04/2013

1:1

mm [inches]



A3