
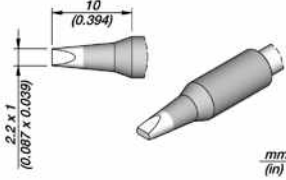
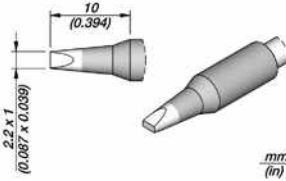
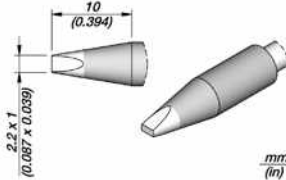
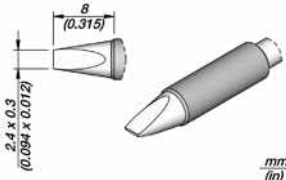
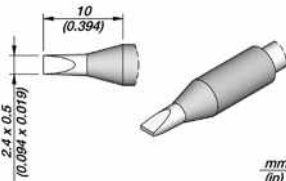
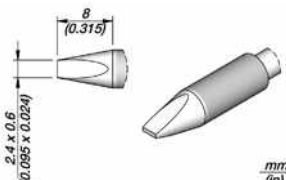
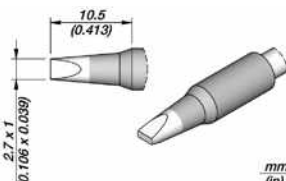
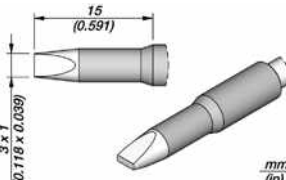


C245 Cartridges for T245 Handles

	Ref.	Description	Image	Suggested components	Compatible with
	C245-907	Cartridge Chisel 2.2 x 1		General use	Stations: CD, CDE, DI, DDE, DME Tools: T245 range
	C245-807	Cartridge Chisel 2.2 x 1 L		General use	Stations: CD, CDE, DI, DDE, DME Tools: T245 range
	C245-407	Cartridge Chisel 2.2 x 1 HT		General use	Stations: CD, CDE, DI, DDE, DME Tools: T245 range
	C245-770	Cartridge Chisel 2.4 x 0.3		General use	Stations: CD, CDE, DI, DDE, DME Tools: T245 range
	C245-759	Cartridge Chisel 2.4 x 0.5 HT		General use	Stations: CD, CDE, DI, DDE, DME Tools: T245 range
	C245-741	Cartridge Chisel 2.4 x 0.6 HT		General use	Stations: CD, CDE, DI, DDE, DME Tools: T245 range
	C245-729	Cartridge Chisel 2.7 x 1		General use	Stations: CD, CDE, DI, DDE, DME Tools: T245 range
	C245-061	Cartridge Chisel 3 x 1		General use	Stations: CD, CDE, DI, DDE, DME Tools: T245 range