


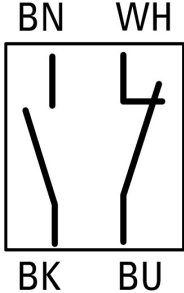




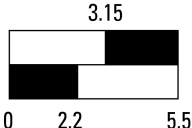


Emergency stop/emerg. switching off button, classic, palm-tree, 45mm, turn-to-release function, 1 N/C, 1 N/O, cable (black) with non-terminated end, 4p, 3.5 m

Part no. C22-PVT45P-K11-P65
Catalog No. 185161



Delivery program

Product range			RMQ compact solution
Basic function			Controlled stop pushbuttons/emergency-stop buttons
Single unit/Complete unit			Complete unit
Design			Palm-tree shape
Diameter	∅	mm	45
Illumination			Non-illuminated
Connection type			Turn-to-release function
Cable Length		m	Cable (black) with non-terminated end, 4 pole 3.5
Description			Tamper-proof according to ISO 13850, EN 418
Colour			
Mushroom head			Red
			
Base			yellow
Degree of Protection			IP66, IP67, IP69 (frontseitig) IP65 (on rear)
Connection to SmartWire-DT			no
Contacts			
N/C = Normally closed			1 NC 
N/O = Normally open			1 N/O
Notes			 = safety function, by positive opening to IEC/EN 60947-5-1
Actuator travel and actuation force as per DIN EN 60947-5-1, K.5.4.1			
		mm	4.65
Maximum travel		mm	5.7
Minimum force for positive opening		N	20
Contact sequence			
Contact travel  = Contact closed  = Contact open			

Contact diagram			 <p>3.15 0 2.2 5.5 Zw = 4.5 mm</p>
Positive opening (ZW)			yes

Technical data


General

Standards			IEC/EN 60947-5-5 VDE 0660
Certifications			CE, UL, CSA
Operating frequency	Operations/h		 300
Actuating force	n		 50
Tightening torque Threaded ring	Nm		2
Climatic proofing			Damp heat, constant, to IEC 60068-2-78 Damp heat, cyclic, to IEC 60068-2-30
Degree of Protection			IP66, IP67, IP69 (frontseitig) IP65 (on rear)
Mounting position			As required
Mechanical shock resistance, shock duration 11 ms	g		> 30

Contacts

Rated impulse withstand voltage	U_{imp}	V AC	4000
Rated insulation voltage	U_i	V	250
Overvoltage category/pollution degree			III/3
Control circuit reliability			
At 17 V DC/7 mA	H_F		N/O contact: statistically determined 1 failure per 17×10^6 operations N/C contact: statistically determined 1 failure per 0.9×10^6 Operations
Max. short-circuit protective device			
Fuse	gG/gL	A	4
Rated conditional short-circuit current	I_q	kA	1

Switching capacity

Rated operational current	I_e	A	
AC-15			
24 V	I_e	A	4
DC-13			
24 V	I_e	A	3
Cable characteristics			
Design			Cable end open
Cable Length		m	3.5
Material characteristic			PUR
Diameter		mm	4.7

Design verification as per IEC/EN 61439

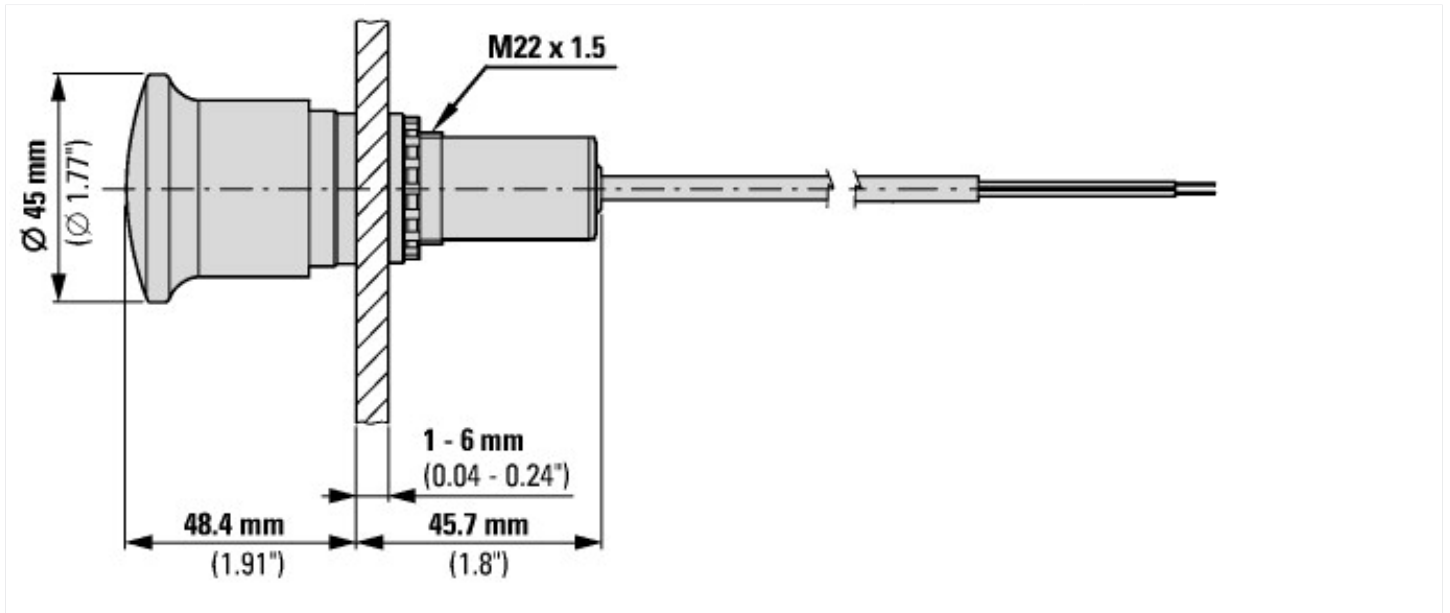
Technical data for design verification			
Operating ambient temperature max.		°C	-25
Operating ambient temperature max.		°C	70

Technical data ETIM 6.0

Low-voltage industrial components (EG000017) / Emergency stop complete (EC002034)			
Electric engineering, automation, process control engineering / Low-voltage switch technology / Command and alarm device / EMERGENCY-STOP pushbutton, complete device (ec1@ss8.1-27-37-12-44 [ACN986008])			
Unlocking method			Turn unlatching mechanism
Number of contacts as normally closed contact			1
Number of contacts as normally open contact			1

Degree of protection (IP)		-
Mounting method		Built-in
With lighting		No
Hole diameter	mm	22
Connection type auxiliary circuit		-
Diameter cap	mm	45

Dimensions



Additional product information (links)

IL047010ZU RMQ compact solution: Emergency-Switching-Off/Emergency-Stop

IL047010ZU RMQ compact solution: Emergency-Switching-Off/Emergency-Stop ftp://ftp.moeller.net/DOCUMENTATION/AWA_INSTRUCTIONS/IL047010ZU2017_01.pdf