



Figure can vary

Part no.: 53800109
RSL410-L
Safety laser scanner



Contents

- Technical data
- Dimensioned drawings
- Operation and display
- Notes
- Accessories

Technical data

| Basic data | |
|---|--|
| Series | RSL 400 |
| Application | Mobile danger zone guarding Mobile side guarding Stationary access guarding Stationary danger zone guarding |
| Functions | |
| Functions | Dynamic contactor monitoring (EDM), selectable Four-field mode Resolution, selectable |
| Characteristic parameters | |
| Type | 3 , IEC/EN 61496 |
| SIL | 2 , IEC 61508 |
| SILCL | 2 , IEC/EN 62061 |
| Performance Level (PL) | d , EN ISO 13849-1 |
| PFH _D | 9E-08 per hour |
| Mission time T _M | 20 years , EN ISO 13849-1 |
| Category | 3 , EN ISO 13849 |
| Protective field data | |
| Scanning angle | 270 ° |
| Minimum adjustable range | 50 mm |
| Number of field pairs, reversible | 1 |
| Number of quads, reversible | 1 |
| Number of protective functions | 1 Piece(s) |
| Number of independent sensor configurations | 1 |
| Diffuse reflection, min. | 1.8 % |
| Operating range | 0 ... 6.25 m |
| Warning field data | |
| Number of field pairs | 1 |
| Operating range | 0 ... 20 m |
| Object size | 150 mm x 150 mm |
| Diffuse reflection, min. | 10 % |
| Optical data | |
| Light source | Laser , Infrared |
| Laser light wavelength | 905 nm |
| Laser class | 1 , IEC/EN 60825-1:2007 |
| Transmitted-signal shape | Pulsed |
| Repetition frequency | 90 kHz |
| Measurement data | |
| Distance resolution | 1 mm |
| Detection range | 0 ... 50 m |
| Diffuse reflection | 20 % |
| Angular resolution | 0.1 ° |

Part no.: 53800109 – RSL410-L – Safety laser scanner

| Electrical data | |
|--|---|
| Protective circuit | Overvoltage protection |
| Performance data | |
| Supply voltage U_B | 24 V , DC , -30 ... 20 % |
| Current consumption (without load), max. | 700 mA , (use power supply unit with 3 A) |
| Power consumption, max. | 17 W , For 24 V, plus output load |
| Outputs | |
| Number of safety-related switching outputs (OSSDs) | 2 Piece(s) |
| Safety-related switching outputs | |
| Type | Safety-related switching output OSSD |
| Switching voltage high, min. | 20.8 V |
| Switching voltage low, max. | 2 V |
| Voltage type | DC |
| Safety-related switching output 1 | |
| Switching element | Transistor , PNP |
| Safety-related switching output 2 | |
| Switching element | Transistor , PNP |
| Service interface | |
| Type | Bluetooth |
| Bluetooth | |
| Function | Configuration/parametering |
| Frequency band | 2,400 ... 2,483.5 MHz |
| Radiated transmitting power | Max. 4.5 dBm (2.82 mW), class 2 |
| Connection | |
| Cable properties | |
| Cable resistance, max. | 15 Ω |
| Mechanical data | |
| Dimension (W x H x L) | 140 mm x 149 mm x 140 mm |
| Housing material | Metal Plastic , Diecast zinc , |
| Lens cover material | Plastic/PC |
| Net weight | 2,000 g |
| Housing color | Yellow, RAL 1021 |
| Type of fastening | Mounting plate Through-hole mounting Via optional mounting device |
| Operation and display | |
| Type of display | Alphanumeric display LED indicator |
| Number of LEDs | 3 Piece(s) |
| Type of configuration | Software Sensor Studio |
| Operational controls | Software Sensor Studio |
| Environmental data | |
| Ambient temperature, operation | 0 ... 50 °C |
| Ambient temperature, storage | -20 ... 60 °C |
| Relative humidity (non-condensing) | 15 ... 95 % |

Certifications

| | |
|---|--|
| Degree of protection | IP 65 |
| Protection class | III , EN 61140 |
| Certifications | c TÜV Süd US c UL US TÜV Süd |
| Test procedure for EMC in accordance with standard | DIN 40839-1/3 EN 61496-1 |
| Test procedure for oscillation in accordance with standard | EN 60068-2-6 |
| Test procedure for continuous shock in accordance with standard | IEC 60068-2-29 |
| US patents | US 10,304,307B US 7,656,917 B US 7,696,468 B US 8,520,221 B |

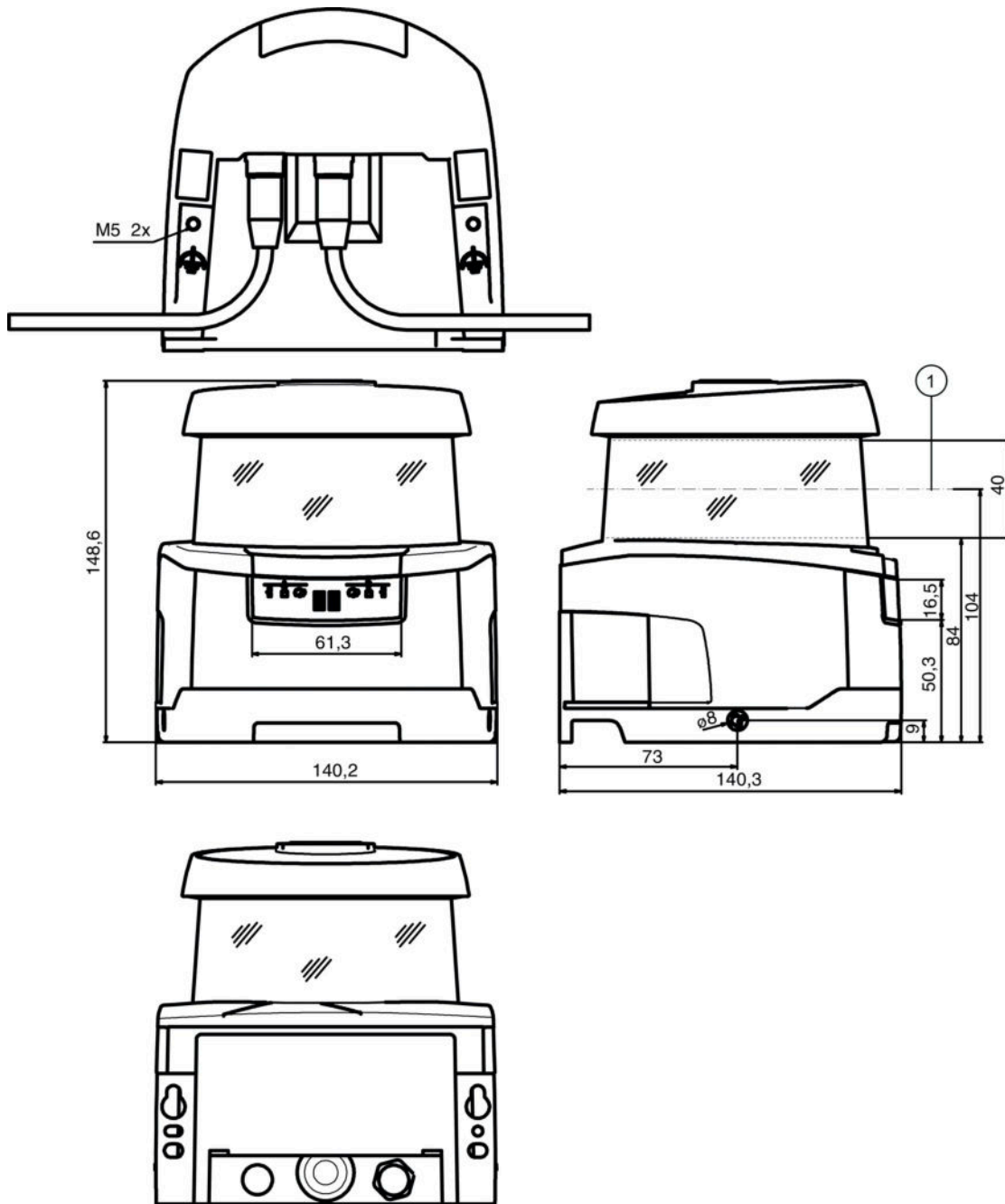
Classification

| | |
|-----------------------|----------|
| Customs tariff number | 85365019 |
| eCl@ss 8.0 | 27272705 |
| eCl@ss 9.0 | 27272705 |
| ETIM 5.0 | EC002550 |
| ETIM 6.0 | EC002550 |

Dimensioned drawings

All dimensions in millimeters

Dimensions safety laser scanner with connection unit

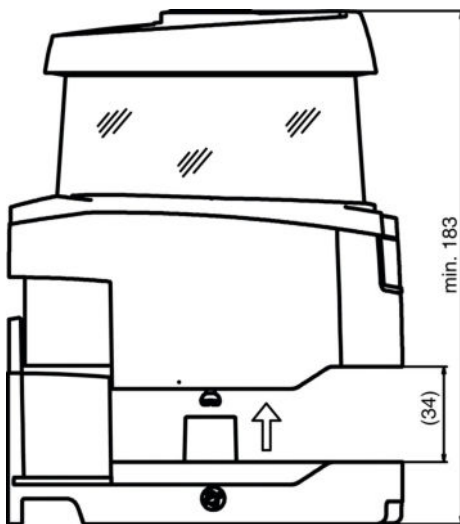


1 Scan level

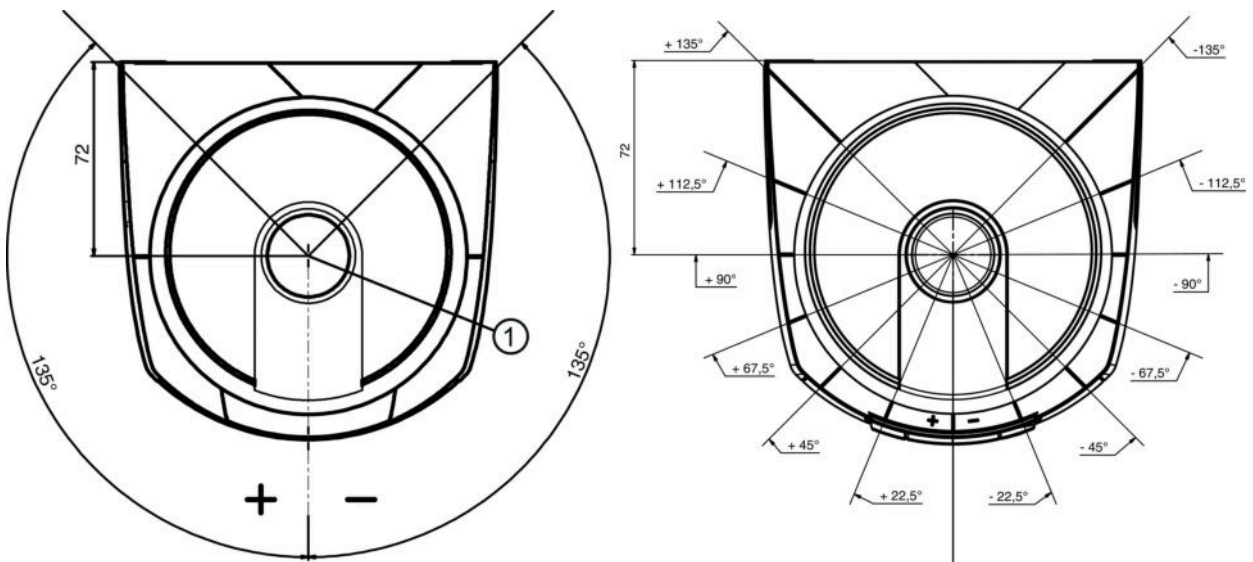
Mounting dimensions safety laser scanner with connection unit



Minimum space requirements for installation and replacement of scanner unit



Dimensions of scanning range



Part no.: 53800109 – RSL410-L – Safety laser scanner

1 Reference point for distance measurement and protective field radius

Operation and display

LEDs

| LED | Display | Meaning |
|-----|--------------------------|---|
| 1 | Off | Device switched off |
| | Red, continuous light | OSSD off |
| | Red, flashing | Error |
| | Green, continuous light | OSSD on |
| 2 | Off | RES deactivated or RES activated and released |
| | Yellow, flashing | Protective field occupied |
| | Yellow, continuous light | RES activated and blocked but ready to be unlocked - protective field free and linked sensor is enabled if applicable |
| 3 | Off | Free warning field |
| | Blue, continuous light | Warning field interrupted |

Notes

Observe intended use!

- The product may only be put into operation by competent persons.
- Only use the product in accordance with its intended use.


WARNING! INVISIBLE LASER RADIATION – LASER CLASS 1

The device satisfies the requirements of IEC 60825-1:2007 (EN 60825-1:2007) safety regulations for a product of **laser class 1** as well as the U.S. 21 CFR 1040.10 regulations with deviations corresponding to "Laser Notice No. 50" from June 24, 2007.

- Observe the applicable statutory and local laser protection regulations.
- The device must not be tampered with and must not be changed in any way.
There are no user-serviceable parts inside the device.
Repairs must only be performed by Leuze electronic GmbH + Co. KG.


Accessories

Connection technology - Connection boxes


| | Part no. | Designation | Article | Description |
|---|----------|-------------|-----------------|---|
|  | 53800117 | CU408-M12 | Connection unit | Number of connections: 2 Piece(s) Connection 1: Connector, M12, A-coded, 8 -pin Connection 2: Connector, M12, D-coded, 5 -pin Dimensions: 140.2 mm x 72.8 mm x 140.3 mm Color: Black Type of fastening: Bayonet system |

Part no.: 53800109 – RSL410-L – Safety laser scanner



Mounting technology - Mounting brackets

| | Part no. | Designation | Article | Description |
|---|----------|-------------|------------------|--|
|  | 53800132 | BTF815M | Mounting bracket | Application: Mounting bracket for floor mounting Dimensions: 186 mm x 120 mm x 288 mm Scan level height: 150 mm Color: Yellow, RAL 1021 Type of fastening, at system: Through-hole mounting Type of fastening, at device: Screw type Material: Metal |

Mounting technology - Other

| | Part no. | Designation | Article | Description |
|---|----------|-------------|-----------------|--|
|  | 53800130 | BTU800M | Mounting system | Dimensions: 54.5 mm x 90 mm x 192 mm Color: Black Type of fastening, at system: Through-hole mounting Type of fastening, at device: Screw type Material: Metal |

Services

| | Part no. | Designation | Article | Description |
|---|----------|-------------|--|--|
|  | S981051 | CS40-I-141 | Safety inspection "Safety laser scanners" | Details: Checking of a safety laser scanner application in accordance with current standards and guidelines. Inclusion of the device and machine data in a database, production of a test log per application. Conditions: It must be possible to stop the machine, support provided by customer's employees and access to the machine for Leuze employees must be ensured. Restrictions: Travel costs and accommodation expenses charged separately and according to expenditure. |
|  | S981047 | CS40-S-141 | Start-up support | Details: For safety devices including stopping time measurement and initial inspection. Conditions: Devices and connection cables are already mounted, price not including travel costs and, if applicable, accommodation expenses. Restrictions: Max. 3 h., no mechanical (mounting) and electrical (wiring) work performed, no changes (attachments, wiring, programming) to third-party components in the nearby environment. |

Note

A list with all available accessories can be found on the Leuze electronic website in the Download tab of the article detailed page.