

STAR-DELTA CON. AS. W. I/O-LINK AC3:90KW/400V 20-33 V
 AC/DC SIZE S3, SCREW TERMINALS ELEC. AND MECH.
 INTERLO. 3NO+3NC, INTEGRATED VARISTOR



Figure similar

Product brand name	SIRIUS
Product designation	Contacteur assembly for star-delta (wye-delta) start
Product type designation	3RA24
Manufacturer's article number	<ul style="list-style-type: none"> • 1 of the supplied contactor 3RT2046-1NB30-0CC0 • 2 of the supplied contactor 3RT2046-1NB30 • 3 of the supplied contactor 3RT2037-1NB30 • of the supplied RS assembly kit 3RA2943-2C • of the supplied function module for communication 3RA2711-1CA00

General technical data	
Size of contactor	S3
Product extension	No
<ul style="list-style-type: none"> • Auxiliary switch 	
Insulation voltage	690 V
<ul style="list-style-type: none"> • with degree of pollution 3 rated value 	
Degree of pollution	3

Surge voltage resistance rated value	6 kV
Protection class IP	
• on the front	IP20
Shock resistance at rectangular impulse	
• at AC	6.7 g / 5 ms, 4.0 g / 10 ms
• at DC	6.7 g / 5 ms, 4.0 g / 10 ms
Shock resistance with sine pulse	
• at AC	10.6 g / 5 ms, 6.3 g / 10 ms
• at DC	10.6 g / 5 ms, 6.3 g / 10 ms
Mechanical service life (switching cycles)	
• of contactor typical	10 000 000
• of the contactor with added auxiliary switch block typical	10 000 000
Equipment marking	
• acc. to DIN EN 81346-2	Q

Ambient conditions

Installation altitude at height above sea level	
• maximum	2 000 m
Ambient temperature	
• during operation	-25 ... +60 °C
• during storage	-55 ... +80 °C

Main circuit

Number of poles for main current circuit	3
Number of NO contacts for main contacts	0
Number of NC contacts for main contacts	0
Operating voltage	
• at AC-3 rated value maximum	690 V
Operating current	
• at AC-1 at 400 V	
— at ambient temperature 40 °C rated value	130 A
— at ambient temperature 60 °C rated value	110 A
Operating frequency	
• at AC-1 maximum	900 1/h
• at AC-2 maximum	350 1/h
• at AC-3 maximum	850 1/h
• at AC-4 maximum	200 1/h

Control circuit/ Control

Type of voltage of the control supply voltage	AC/DC
Control supply voltage 1	
• at DC rated value	24 V
Closing power of magnet coil at DC	76 W

Holding power of magnet coil at DC	1.8 W
---	-------

Auxiliary circuit

Number of NC contacts	
<ul style="list-style-type: none"> • for auxiliary contacts <ul style="list-style-type: none"> — instantaneous contact 	3
Number of NO contacts	
<ul style="list-style-type: none"> • for auxiliary contacts <ul style="list-style-type: none"> — instantaneous contact 	3
Operating current of auxiliary contacts at AC-12 maximum	10 A
Operating current of auxiliary contacts at AC-15	
<ul style="list-style-type: none"> • at 230 V • at 400 V 	6 A 3 A
Operating current of auxiliary contacts at DC-13	
<ul style="list-style-type: none"> • at 24 V • at 60 V • at 110 V • at 220 V 	10 A 2 A 1 A 0.3 A
Contact reliability of auxiliary contacts	< 1 error per 100 million operating cycles

UL/CSA ratings

Contact rating of auxiliary contacts according to UL	A600 / Q600
---	-------------

Short-circuit protection

Design of the fuse link	
<ul style="list-style-type: none"> • for short-circuit protection of the main circuit <ul style="list-style-type: none"> — with type of coordination 1 required — with type of assignment 2 required • for short-circuit protection of the auxiliary switch required 	gG NH 3NA, DIAZED 5SB, NEOZED 5SE: 250 A gG NH 3NA, DIAZED 5SB, NEOZED 5SE: 160 A fuse gG: 10 A

Installation/ mounting/ dimensions

Mounting position	+/-180° rotation possible on vertical mounting surface; can be tilted forward and backward by +/- 22.5° on vertical mounting surface
Mounting type	screw and snap-on mounting onto 35 mm standard mounting rail
Height	180 mm
Width	220 mm
Depth	244 mm
Required spacing	
<ul style="list-style-type: none"> • with side-by-side mounting <ul style="list-style-type: none"> — forwards — Backwards — upwards 	10 mm 0 mm 10 mm

— downwards	10 mm
— at the side	10 mm
• for grounded parts	
— forwards	10 mm
— Backwards	0 mm
— upwards	10 mm
— at the side	10 mm
— downwards	10 mm
• for live parts	
— forwards	10 mm
— Backwards	0 mm
— upwards	10 mm
— downwards	10 mm
— at the side	10 mm

Connections/Terminals

Type of electrical connection	
• for main current circuit	screw-type terminals
• for auxiliary and control current circuit	screw-type terminals
Type of connectable conductor cross-sections	
• for main contacts	
— single or multi-stranded	2x (2.5 ... 16 mm ²), 2x (10 ... 50 mm ²), 1x (10 ... 70 mm ²)
— finely stranded with core end processing	2x (2.5 ... 35 mm ²), 1x (2.5 ... 50 mm ²)
— finely stranded without core end processing	2x (10 ... 35 mm ²), 1x (10 ... 50 mm ²)
• at AWG conductors for main contacts	2x (10 ... 1/0), 1x (10 ... 2/0)
Type of connectable conductor cross-sections	
• for auxiliary contacts	
— single or multi-stranded	2x (0,5 ... 1,5 mm ²), 2x (0,75 ... 2,5 mm ²)
— finely stranded with core end processing	2x (0.5 ... 1.5 mm ²), 2x (0.75 ... 2.5 mm ²)
• at AWG conductors for auxiliary contacts	2x (20 ... 16), 2x (18 ... 14)

Safety related data

B10 value	
• with high demand rate acc. to SN 31920	1 000 000
Proportion of dangerous failures	
• with low demand rate acc. to SN 31920	40 %
• with high demand rate acc. to SN 31920	73 %
Failure rate [FIT]	
• with low demand rate acc. to SN 31920	100 FIT
T1 value for proof test interval or service life acc. to IEC 61508	20 y

Communication/ Protocol

Product function Bus communication	No
Protocol is supported	No
• AS-interface protocol	No
Product function Control circuit interface with IO link	Yes

Certificates/approvals

General Product Approval	Declaration of Conformity	Marine / Shipping
--------------------------	---------------------------	-------------------



GL



LRS



RMRS

Marine / Shipping	other
-------------------	-------

[Confirmation](#)



Further information

Information- and Downloadcenter (Catalogs, Brochures,...)

<http://www.siemens.com/industrial-controls/catalogs>

Industry Mall (Online ordering system)

<https://mall.industry.siemens.com/mall/en/en/Catalog/product?mlfb=3RA2446-8XE32-1NB3>

Cax online generator

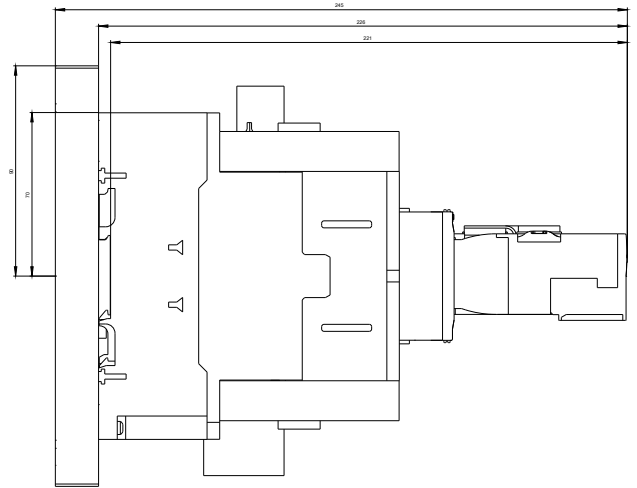
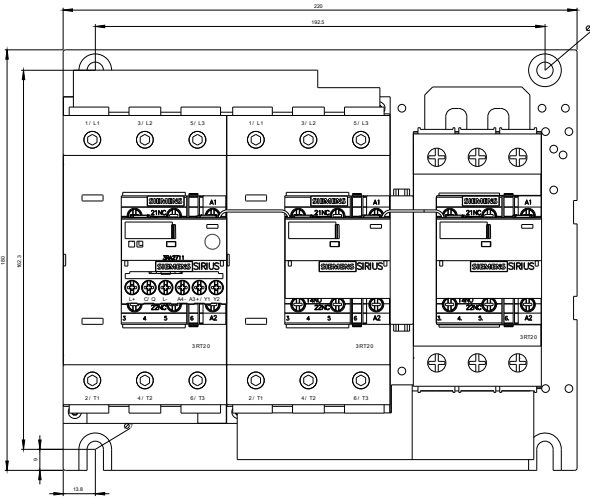
<http://support.automation.siemens.com/WW/CAXorder/default.aspx?lang=en&mlfb=3RA2446-8XE32-1NB3>

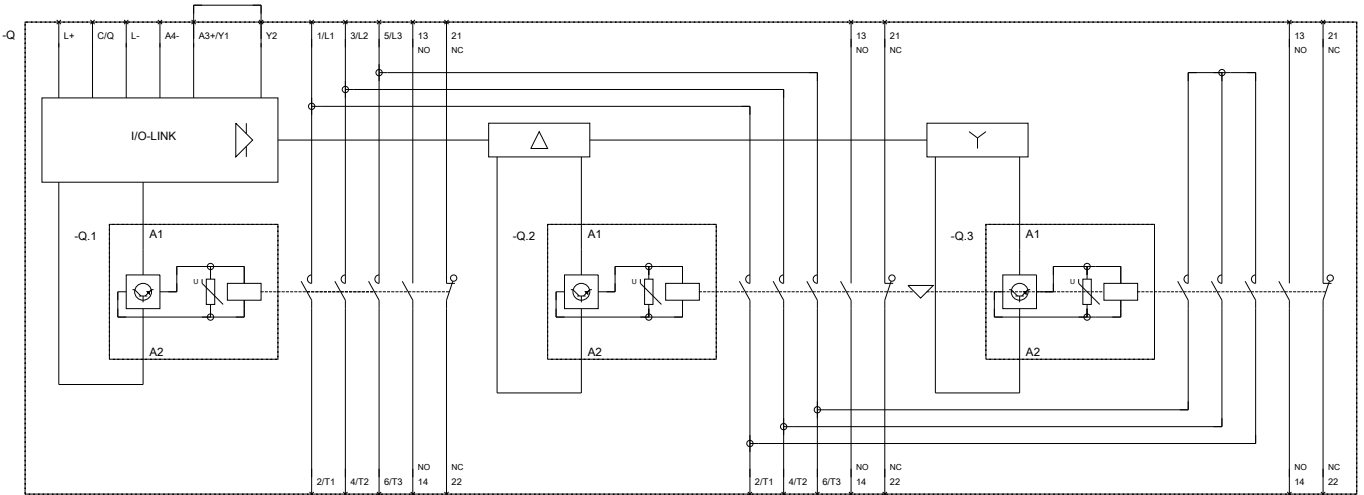
Service&Support (Manuals, Certificates, Characteristics, FAQs,...)

<https://support.industry.siemens.com/cs/ww/en/ps/3RA2446-8XE32-1NB3>

Image database (product images, 2D dimension drawings, 3D models, device circuit diagrams, EPLAN macros, ...)

http://www.automation.siemens.com/bilddb/cax_de.aspx?mlfb=3RA2446-8XE32-1NB3&lang=en





last modified:

10/13/2017