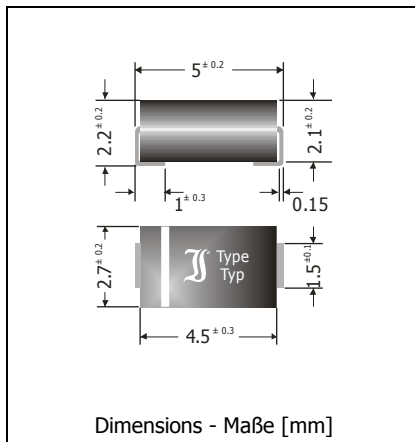



## SK12 ... SK110

### Surface Mount Schottky Rectifier Diodes Schottky-Gleichrichterdioden für die Oberflächenmontage

Version 2013-05-21



Nominal current Nennstrom	1 A
Repetitive peak reverse voltage Periodische Spitzensperrspannung	20...100 V
Plastic case Kunststoffgehäuse	~ SMA ~ DO-214AC
Weight approx. – Gewicht ca.	0.07g
Plastic material has UL classification 94V-0 Gehäusematerial UL94V-0 klassifiziert	
Standard packaging taped and reeled Standard Lieferform gegurtet auf Rolle	

#### Maximum ratings

#### Grenzwerte

Type Typ	Repetitive peak reverse voltage Periodische Spitzensperrspannung $V_{RRM}$ [V]	Surge peak reverse voltage Stoßspitzensperrspannung $V_{RSM}$ [V]	Forward voltage Durchlass-Spannung $V_F$ [V] <sup>1)</sup>
SK12	20	20	< 0.50
SK13	30	30	< 0.50
SK14	40	40	< 0.50
SK15	50	50	< 0.70
SK16	60	60	< 0.70
SK18	80	80	< 0.85
SK110	100	100	< 0.85

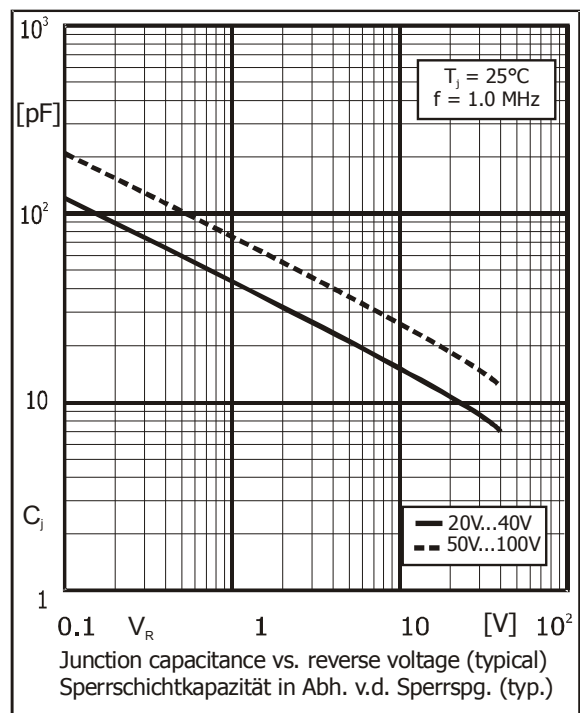
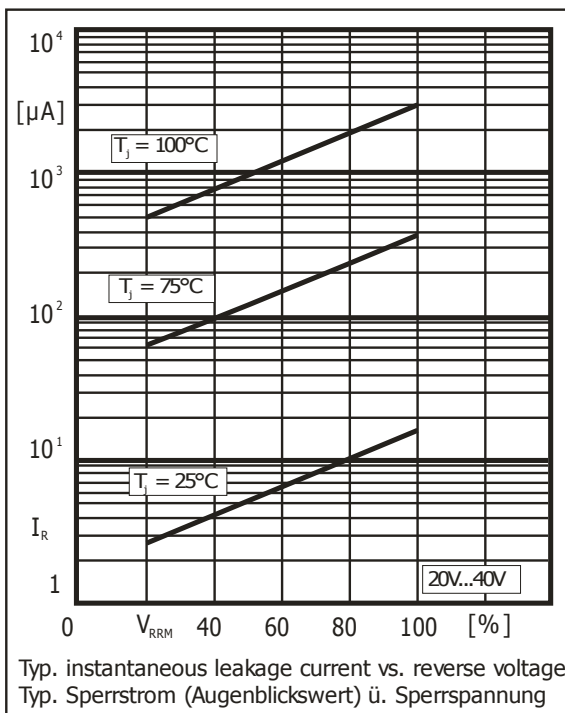
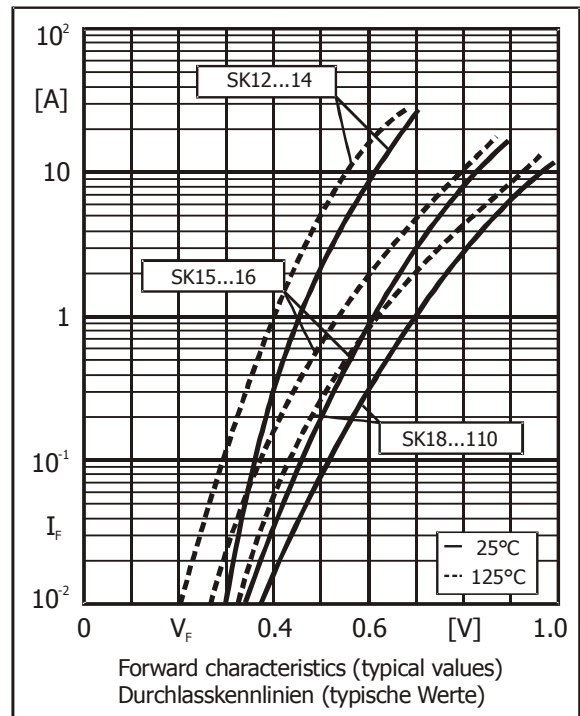
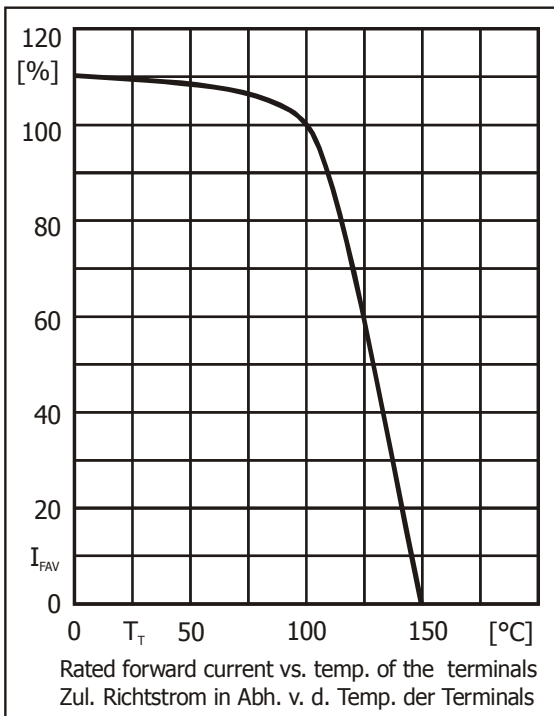
Max. average forward rectified current, R-load Dauergrenzstrom in Einwegschaltung mit R-Last	$T_T = 100^\circ\text{C}$	$I_{FAV}$	1 A
Repetitive peak forward current Periodischer Spitzenstrom	$f > 15$ Hz	$I_{FRM}$	6 A <sup>2)</sup>
Peak forward surge current, 50/60 Hz half sine-wave Stoßstrom für eine 50/60 Hz Sinus-Halbwellen	$T_A = 25^\circ\text{C}$	$I_{FSM}$	30/33 A
Rating for fusing, $t < 10$ ms Grenzlastintegral, $t < 10$ ms	$T_A = 25^\circ\text{C}$	$i^2t$	4.5 A <sup>2</sup> s
Operating junction temperature – Sperrschichttemperatur Storage temperature – Lagerungstemperatur		$T_j$ $T_s$	-50...+150°C -50...+150°C

1  $I_F = 1$  A,  $T_j = 25^\circ\text{C}$ 2 Max. temperature of the terminals  $T_T = 100^\circ\text{C}$  – Max. Temperatur der Anschlüsse  $T_T = 100^\circ\text{C}$

**Characteristics**

**Kennwerte**

Leakage current Sperrstrom	$T_j = 25^\circ\text{C}$ $T_j = 100^\circ\text{C}$	$V_R = V_{RRM}$ $V_R = V_{RRM}$	$I_R$ $I_R$	< 0.5 mA < 5.0 mA
Thermal resistance junction to ambient air Wärmewiderstand Sperrschicht – umgebende Luft				$R_{thA}$ < 70 K/W <sup>1)</sup>
Thermal resistance junction to terminal Wärmewiderstand Sperrschicht – Anschluss				$R_{thT}$ < 30 K/W



1 Mounted on P.C. board with 25 mm<sup>2</sup> copper pads at each terminal  
Montage auf Leiterplatte mit 25 mm<sup>2</sup> Kupferbelag (Löt-pad) an jedem Anschluss