



Final Distribution

Catalogue 2018



Life Is On


SCHNEIDER ELECTRIC Leadership Position in Final Distribution

50+

Years Experience
and attentiveness
to our customers




Leadership position
more than 1/3
market share in **Final
Distribution category**



Market leader
in commercial
segment

Driving changes together through innovation


Devices evolution



Acti9, the 5th
generation of
modular systems

22
New patents

Distribution board evolution



Acti9 IsoBar P, the
2nd generation of IsoBar
distribution boards

Contents

■ Introduction

Overview	Pg 3
Features and Benefits	Pg 6

■ Acti9 Isobar distribution boards

EcoStruxure™	Pg 12
Acti9 Isobar A type distribution boards	Pg 17
Acti9 Isobar B type distribution boards	Pg 27

■ KQ Loadcenter

KQ Loadcenter Overview	Pg 46
KQ Loadcenter Distribution boards	Pg 48

■ Resi9 Consumer units

Resi9 Overview	Pg 62
Resi9 Devices	Pg 71

■ Easy9 Consumer units

Easy9 Overview	Pg 82
Easy9 Devices	Pg 88

■ Technical section

Acti9 Isobar Technical	Pg 96
KQ Loadcenter Technical	Pg 104
Resi9 Technical	Pg 106
Easy9 Technical	Pg 112

■ Dimensions and weights

Acti9 Isobar Dimensions and weights	Pg 126
KQ Loadcenter Dimensions and weights	Pg 131
Resi9 Dimensions and weights	Pg 134
Easy9 Dimensions and weights	Pg 137


■ Index

Index	Pg 135
-------	--------



FINAL DISTRIBUTION

Features and Benefits



Commercial



Residential

Features and Benefits	Isobar P	KQ Loadcenter	Resi 9	Easy 9
Switchable Neutral	✓			
Plug on Neutral RCBO (PoN)	✓			
Isolation of outgoing ways (Isobar interlock)	✓			
5 Year Distribution board warranty registration	✓			
IP2X internal Protection	✓			
Visi - trip window on outgoing devices (Fault indication window)	✓	✓		
Power Tag wireless energy sensor for all going devices	✓			
Outgoing 4 pole device	✓			
250amp rated busbar	✓	✓		
BS/EN 60947-2 (Icu 15kA)	✓			
BS/EN 60898-1 (Icn 10000A)	✓	✓		
Encapsulated bus bar – pan assembly	✓	✓	✓	
Secure finger safe pan assembly	✓	✓	✓	
Guaranteed plug on connections - Quick plug on devices	✓	✓	✓	
One less terminal to torque test		✓	✓	
Plug in devices	✓*	✓	✓	
Clip in busbar cover, requires tool for removal	✓	✓		✓
Finger proof touch terminals on outgoing devices	✓	✓	✓	✓
Class II front face devices	✓	✓	✓	✓
Increased cabling space	✓	✓	✓	✓
Reversible door orientation			✓	✓
Semi flush mounting frame			✓	✓
Customisable lid			✓	✓
Re-positionable signature strip			✓	✓

* PoN - Plug on Neutral RCBO



Commercial



Residential

Features and Benefits	Isobar P	KQ Loadcenter	Resi 9	Easy 9
BS7671 Enclosure			✓	✓
pictogram circuit way labels			✓	✓
larger foot print - reduce remedial decorating costs			✓	✓
Incoming cable clamp accessory			✓	✓
Magnetic cover closure			✓	✓
Clear visible terminal numbering			✓	✓
Lockable bar for on site safety - a board designed for construction in mind.			✓	✓
Clear pictogram installer guide			✓	✓
multiple entry points to accommodate varying installations			✓	✓
Full metal enclosure, no compromise on safety.			✓	✓
Rounded corners reducing impact injuries			✓	✓
Visi trip RCCB			✓	
Circa 30% increased in cabling space			✓	
Insulated pull up shuttered device terminals			✓	
Circa 40% increased in cabling space				✓
Access behind the din rail for incoming cables that enter on the opposite side				✓
Side mounted neutral bars to alleviate excessive cabling at the top of the board				✓
Shuttered device terminals				✓
Secure DIN rail				✓
Rigid metal busbar				✓
Raised busbar for cabling clearance				✓
Cabling ways under book ends				✓
Conventional busbar system				✓



Acti9 Isobar

Contents

■ Introduction

Acti9 Isobar Overview	Pg 11
EcoStruxure™	Pg 12
What's new with Acti9 Isobar P?	Pg 14

■ Acti9 Isobar A type distribution boards

Single Phase Distribution Overview	Pg 17
Acti9 Isobar single phase A type distribution boards	Pg 18
Acti9 Isobar A type incoming devices	Pg 20
Acti9 iC60H Circuit Breakers	Pg 21
Acti9 iC60H PoN RCBO 10,30 and 100mA PoN	Pg 22
Acti9 iC60H RCBO 10, 30, 100mA	Pg 23
Accessories	Pg 25

■ Acti9 Isobar B type distribution boards

Three Phase Distribution Overview	Pg 27
Acti9 Isobar single phase B type distribution boards	Pg 28
Acti9 Incoming devices for B Type Distribution Boards	Pg 31
Acti9 iC60H Circuit Breakers	Pg 34
Acti9 iC60H PoN RCBO 10,30 and 100mA PoN	Pg 36
Acti9 iC60H RCBO 110V (Ph/N) 30mA	Pg 38
Accessories	Pg 39
Connectivity	Pg 40



Acti9 Isobar Distribution boards



The evolution of low voltage electrical distribution continues with the demands for reliability, enhanced safety, cost reduction and connectivity ever increasing.

Through market leading innovations for over a quarter of a century, Isobar distribution boards have enabled this evolution and offered new levels performance.

- 1st outgoing way disconnect feature
- 1st integrated neutral switching function
- 1st integrated incoming metering functions
- Enhanced safety with the introduction of Acti9 devices and functionality



PoN Plug on Neutral

Acti9 Isobar P distribution boards now offer new unparalleled reliability, safety and simplified installation whilst building on our existing market leading Isobar solutions.

The benefits can be found in our new;

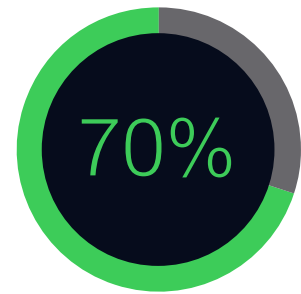
- Wire-less ROBO solution
- Full IP2X internal protection
- Enhanced wiring space
- Full compatibility with our existing Acti9 Isobar devices and accessories
- 5year product warranty registration



EcoStruxure™

Innovation At Every Level

From sensors to services, our Innovation At Every Level approach improves energy and operational efficiency by tapping the true business value of IoT advancements. We've made mobility, sensing, cloud, analytics, and cyber security technologies meaningful to customers, helping them compete in our IoT economy.



of decision-makers see the business value of IoT*

*Schneider Electric IoT 2020 Business Report

Connected Products:

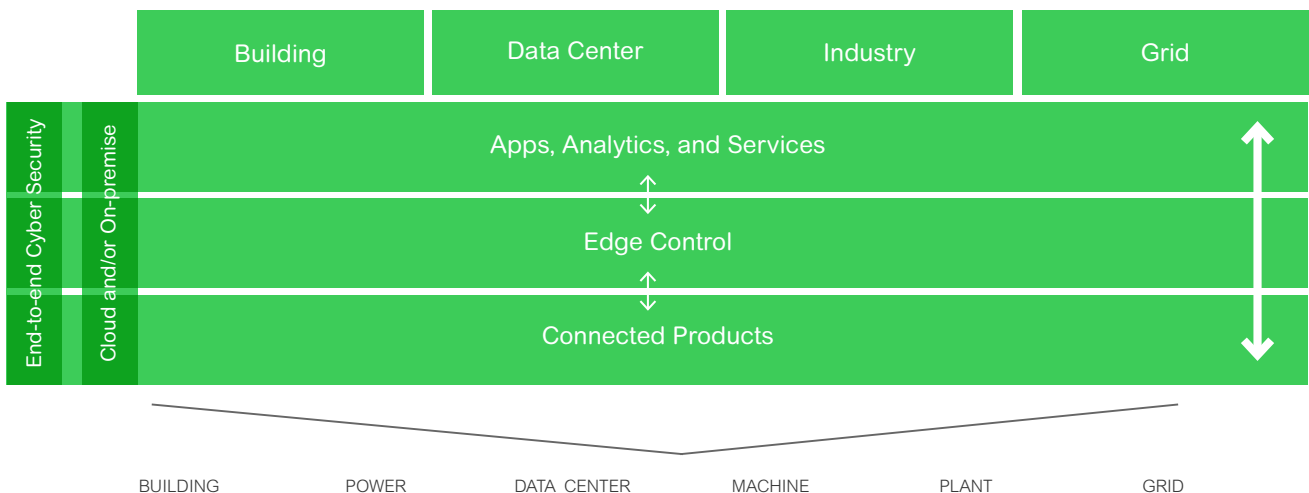
The Internet of Things starts with the best things. Our IoT-enabled best-in-class connected products include breakers, drives, UPSs, relays, sensors, and more. Devices with embedded intelligence drive better decision-making throughout operations.

Edge Control:

Mission-critical scenarios can be unpredictable, so control of devices at the edge of the IoT network is a must. This essential capability provides real-time solutions that enable local control at the edge, protecting safety and uptime.

Applications, Analytics, and Services:

Interoperability is imperative to supporting the diverse hardware and systems in building, data center, industry, and grid end markets. EcoStruxure™ enables a breadth of agnostic applications, analytics, and services for seamless enterprise integration.



Connectivity built in

Acti9 Isobar P harnesses the connectivity of the Acti9 range enabling distribution boards to become smart and connected.



1. Enable asset management through a new wireless RCBO Powertag



2. Enable asset management on all outgoing ways with Powertag



3. Smartlink SiD for wireless data concentration




4. Enable further asset and energy management through PowerTag for Compact NSX



5. Monitor and control your assets with SiB Smartlink




6. See the power and optimise the use of your assets with Facility Expert our simple on-line services platform





What's new with Acti9 IsoBar P?



Earth capability

250A* rated busbars

Enhanced cabling space with no RCBO functional earth and neutral cabling

Isobar off-load interlocked disconnect switch function

Neutral switching capability on all outgoing ways using distributed neutral kits

Visi-trip window
Fault tripping is indicated by a red mechanical indicator on the front face

Powertag wireless energy sensor for all outgoing RCBOs

Outgoing terminal block for feeding up to 100A* loads

Blank poles for filling unused ways

PoN Wire-less RCBO with plug-on neutral and earth function earth capability

Fully insulated construction

Busbar assembly phase indication


Powertag wireless energy sensor for all outgoing MCBs

5 year distribution board warranty registration

Incoming devices including switch disconnectors, residual current devices and terminal blocks

PoN Fully IP2X internal shrouding and IP3X externally

PoN Acti9 Isobar P enables even greater protection whilst simplifying installation with the potential to reduce the cost of installation and having all the functionality to meet the evolving needs of our customer's applications.

A man with short brown hair and a light beard, wearing a dark blue polo shirt, is looking down at a tablet computer he is holding with both hands. He has a slight smile. In the background, there is a server rack with various cables (blue, orange, yellow) plugged into it. The scene is set in what appears to be a data center or server room.

Acti9 Isobar P & Isobar

A type distribution boards

Single Phase Distribution

Definition

Single Phase Distribution board – A single phase assembly containing switching or protective devices (e.g. circuit breakers and residual current operator devices) associated with one or more outgoing circuits fed from one or more incoming circuits, together with terminals for the neutral and circuit protective conductors. It may also include signalling and other control devices.

Key standards

- BSEN 61439 – 3 Low Voltage Switchgear and Controlgear Assemblies
- BSEN 60898 – 1 Electrical accessories - Circuit breakers for overcurrent protection for household and similar installations - Circuit-breakers for a.c. operation
- BSEN 61009 – 1 Residual Current Circuit Breaker with Overcurrent Protection
- BSEN 61008 – 1 Specification for residual current operated circuit-breakers without integral overcurrent protection for household and similar uses (RCCBs). General rules
- BSEN 60947 - 2 Low-Voltage Switchgear and Controlgear. Circuit-breakers

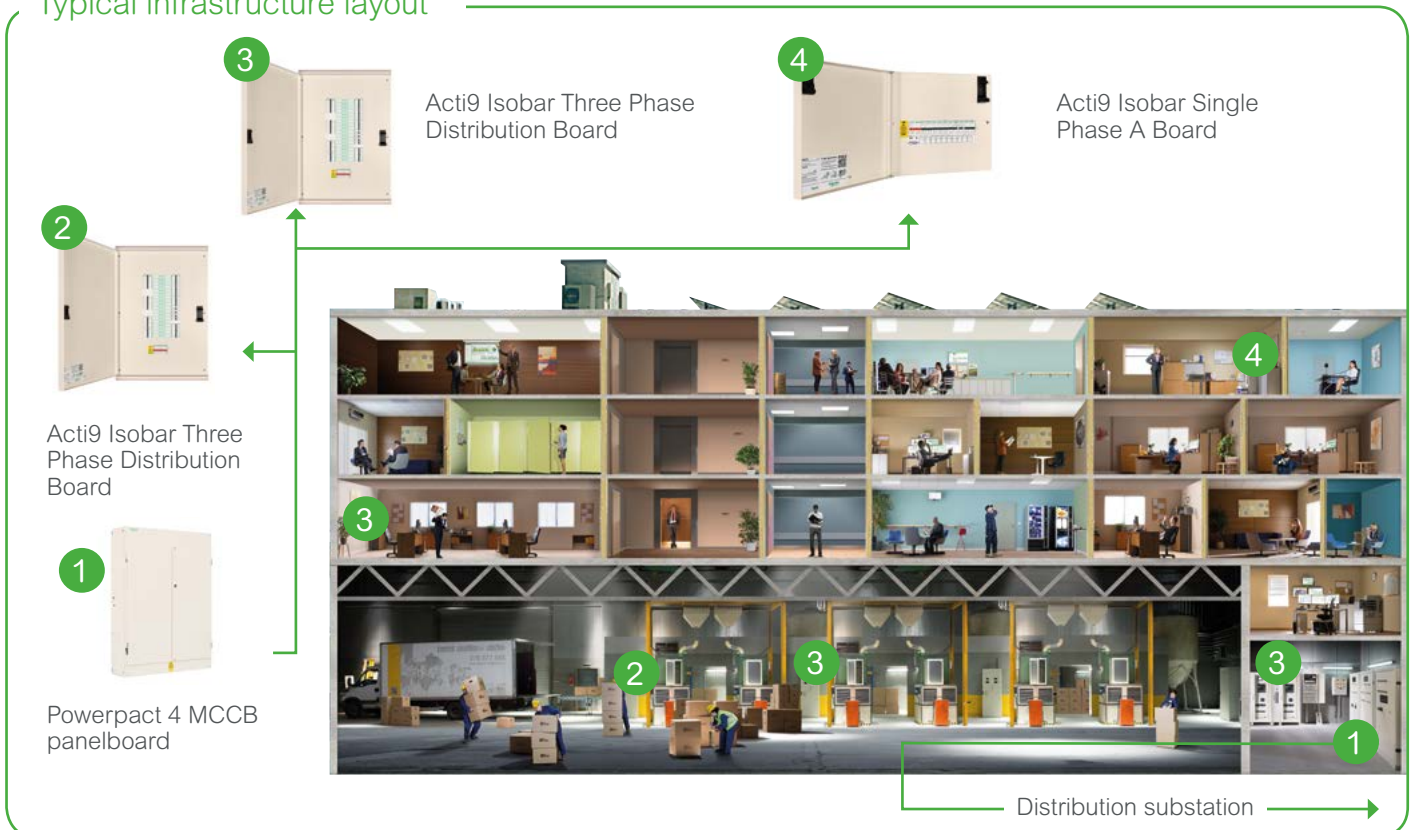
Applications

Final circuit single phase or single phase and neutral low voltage distribution, typical loads serviced;

Lighting, Power, IT, HVAC, Critical Power

Generally supplied by a panel board or three phase distribution board, systems are designed to ensure supply continuity “discrimination” and enhanced performance “cascading”.

Typical infrastructure layout



Distribution Board

Incomer

Outgoing Devices

Accessories

Connectivity

Acti9 Isobar single phase A type distribution boards (125A)*

Standard Acti9 Isobar P 'A' Type Distribution Board

The Acti9 Isobar P Distribution Boards are suitable for standard, commercial and Industrial applications.



SEA9APN10

Part reference	No of Single Pole Ways
SEA9APN2	2
SEA9APN6	6
SEA9APN10	10
SEA9APN14	14
SEA9APN18	18
SEA9APN27	27

PoN

Standard Acti9 Isobar 'A' type Distribution Board

The Acti9 Isobar Distribution Boards are suitable for standard, commercial and Industrial applications.



SEA9AN10

Part reference	No of Single Pole Ways
SEA9AN2	2
SEA9AN6	6
SEA9AN10	10
SEA9AN14	14
SEA9AN18	18
SEA9AN27	27

Multi Service Acti9 Isobar P Distribution Boards

The Acti9 Isobar P Multi Service Board has the added benefit of the inclusion of din rail modular devices if required



SEA9APN1016MS

Part reference	No of Single Pole Ways	No of Usable Single pole Din Rails Ways
SEA9APN108MS	10	4
SEA9APN1432MS	14	16
SEA9APN616MS	6	8
SEA9APN624MS	6	12
SEA9APN148MS	14	4
SEA9APN1016MS	10	8

PoN

Distribution Board

Incomer

Outgoing Devices

Accessories

Connectivity

Multi Service Acti9 Isobar Distribution Boards

The Acti9 Isobar Multi Service Board has the added benefit of the inclusion of din rail modular devices if required



SEA9AN1016MS

Part reference	No of Single Pole Ways	No of Usable Single pole Din Rails Ways
SEA9AN108MS	10	4
SEA9AN1432MS	14	16
SEA9AN616MS	6	8
SEA9AN624MS	6	12
SEA9AN148MS	14	4
SEA9AN1016MS	10	8

Split Metered Acti9 Isobar P Distribution Boards

Acti9 isobar split metered Distribution Board for use when the metering of final circuits may be required Incoming Switch Disconnecter is included



SEA9APN10S10

Part reference	No of Single Pole Ways	No of Single Pole Ways
SEA9APN6S6 (Inc Meter A9MEM2010)	6	6
SEA9APN10S10 (Inc Meter A9MEM2015)	10	10
SEA9APN14S14 (Inc Meter A9MEM2105)	14	14

Split Metered Acti9 Isobar Distribution Boards

Acti9 isobar split metered Distribution Board for use when the metering of final circuits may be required Incoming Switch Disconnecter is included



SEA9AN10S10

Part reference	No of Single Pole Ways	No of Single Pole Ways
SEA9AN6S6 (Inc Meter A9MEM2010)	6	6
SEA9AN10S10 (Inc Meter A9MEM2105)	10	10
SEA9AN14S14 (Inc Meter A9MEM2105)	14	14

PoN

- The split metered Board has a busbar rating of 100amps.
- The total Load for 2 Rows is 50A per row. 1 row is 40A per Split.

Meters used are:

- A9MEM2010 40A Directly connected Meter
- A9MEM2105 63A Directly connected Meter

Splitload Acti9 Isobar Distribution Boards (Not available in Isobar P)

Acti9 Isobar split load Distribution Board for use when there are a mixture of protected and unprotected RCCB ways



SEA9AN96SL

Part reference	No of unprotected Ways	No of RCCB Protected Ways
SEA9AN96SL	9	6
SEA9AN510SL	5	10
SEA9AN56SL	5	6

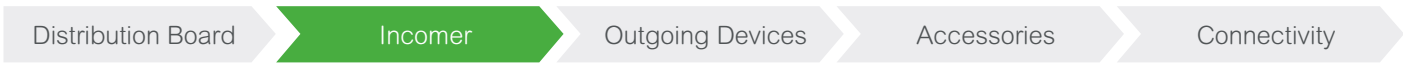
Dual Supply Acti9 Isobar Distribution Boards (Not available in Isobar P)

Acti9 Dual Supply Distribution Board for use when there are two incoming supplies to a single Distribution Board



SEA9AN106DS

Part reference	No of Single Pole Ways	No of Single Pole Ways
SEA9AN106DS	10	6
SEA9AN26DS	2	6
SEA9AN66DS	6	6



Acti9 Isobar and Isobar P single phase incoming devices

Switch Disconnectors



SEA91252

Part reference	Rating	No of Poles
SEA91252	125Amps	2

- 50mm² cable capacity

Residual Current Circuit Breakers (Type AC)



SEA9R11291

Part Reference	Rating in Amps	Rating in Milliamps (mA) sensitivity
SEA9R41263	63	30
SEA9R12263	63	100
SEA9R44263	63	300
SEA9R11280	80	30
SEA9R12280	80	100
SEA9R14280	80	300
SEA9R15280	80	300 TD (Time Delay)
SEA9R11291	100	30
SEA9R12291	100	100
SEA9R14291	100	300
SEA9R15291	100	300 TD (Time Delay)

Terminal Blocks - Suitable for Direct Connection





SEA9TB1252

Part Reference	Ratings in Amps	No of Poles
SEA9TB1252	125Amps	2

Acti9 iC60H Circuit Breaker

Acti9 iC60H circuit breaker

Type	1P			2P		
						
Current Rating (In)	Curve			Curve		
	B	C	D	B	C	D
1 A	A9F53101	A9F54101	A9F55101	A9F53201	A9F54201	A9F55201
2 A	A9F53102	A9F54102	A9F55102	A9F53202	A9F54202	A9F55202
3 A	A9F53103	-	-	-	-	-
4 A	A9F53104	A9F54104	A9F55104	A9F53204	A9F54204	A9F55204
6 A	A9F53106	A9F54106	A9F55106	A9F53206	A9F54206	A9F55206
10 A	A9F53110	A9F54110	A9F55110	A9F53210	A9F54210	A9F55210
16 A	A9F53116	A9F54116	A9F55116	A9F53216	A9F54216	A9F55216
20 A	A9F53120	A9F54120	A9F55120	A9F53220	A9F54220	A9F55220
25 A	A9F53125	A9F54125	A9F55125	A9F53225	A9F54225	A9F55225
32 A	A9F53132	A9F54132	A9F55132	A9F53232	A9F54232	A9F55232
40 A	A9F53140	A9F54140	A9F55140	A9F53240	A9F54240	A9F55240
50 A	A9F53150	A9F54150	A9F55150	A9F53250	A9F54250	A9F55250
63 A	A9F53163	A9F54163	A9F55163	A9F53263	A9F54263	A9F55263
Width in 9-mm modules	2			4		

Alternating current (AC) 50/60 Hz

Breaking capacity (Icu) according to IEC/EN 60947-2

		Voltage (Ue)			
Ph/Ph (2P, 3P, 4P)		12 to 133 V	220 to 240 V	380 to 415 V	440 V
Ph/N (1P)		12 to 60 V	100 to 133 V	220 to 240 V	-
Rating (In)	1 to 4 A	70 kA	70 kA	70 kA	50 kA
	6 to 40 A	42 kA	30 kA	15 kA	10 kA
	50/63 A	42 kA	-	15 kA	10 kA

Breaking capacity (Icn) according to IEC/EN 60898-1

Current Rating (In)	Voltage (Ue)	(Icn)		
1 to 63 A	Ph/Ph 400 V	10000 A		
1 to 63 A	Ph/N 230 V	10000 A		

Direct current (DC)

Breaking capacity (Icu) according to IEC/EN 60947-2

	Voltage (Ue)				
Between +/-	12 to 48 V	72 V	100 to 133 V		220 to 250 V
Number of poles	1P		2P (in series)	3P (in series)	4P (in series)
Rating (In) 1 to 63 A	20 kA	10 kA	10 kA	20 kA	10 kA

Acti9 iC60H PoN RCBO's 10,30 and 100mA

Acti9 iC60H Plug-on Residual current circuit breaker with overload

B Curve



A9D56832

B Curve	Rating in amps	Sensitivity rating in milliamps (mA)
A9D56806	6A	30mA
A9D56810	10A	30mA
A9D56816	16A	30mA
A9D56820	20A	30mA
A9D56825	25A	30mA
A9D56832	32A	30mA
A9D56840	40A	30mA
A9D56845	45A	30mA

PoN

C Curve



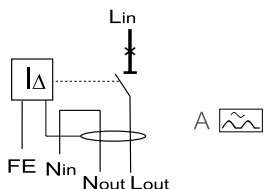
A9D05832

C Curve	Rating in amps	Sensitivity rating in milliamps (mA)
A9D01806	6A	10mA
A9D01810	10A	10mA
A9D01816	16A	10mA
A9D01820	20A	10mA
A9D01825	25A	10mA
A9D01832	32A	10mA
A9D01840	40A	10mA
A9D01845	45A	10mA
<hr/>		
A9D05806	6A	30mA
A9D05810	10A	30mA
A9D05816	16A	30mA
A9D05820	20A	30mA
A9D05825	25A	30mA
A9D05832	32A	30mA
A9D05840	40A	30mA
A9D05845	45A	30mA
<hr/>		
A9D06806	6A	100mA
A9D06810	10A	100mA
A9D06816	16A	100mA
A9D06820	20A	100mA
A9D06825	25A	100mA
A9D06832	32A	100mA
A9D06840	40A	100mA
A9D06845	45A	100mA

PoN

PoN

PoN



Alternating current (AC) 50/60 Hz		
Breaking capacity (Icn) according to IEC/EN 61009-1		
Current Rating (In)	Voltage (Ue)	(Icn)
6 to 45 A	Ph/N 240 V	10000A

Acti9 iC60H RCBO 10,30 and 100mA

Acti9 iC60H Residual current circuit breaker with overload

B Curve



A9D31832

B Curve	Rating in amps	Sensitivity rating in milliamps (mA)
A9D31806	6A	30mA
A9D31810	10A	30mA
A9D31816	16A	30mA
A9D31820	20A	30mA
A9D31825	25A	30mA
A9D31832	32A	30mA
A9D31840	40A	30mA
A9D31845	45A	30mA

C Curve



A9D11832

C Curve	Rating in amps	Sensitivity rating in milliamps (mA)
A9D10806	6A	10mA
A9D10810	10A	10mA
A9D10816	16A	10mA
A9D10820	20A	10mA
A9D10825	25A	10mA
A9D10832	32A	10mA
A9D10840	40A	10mA
A9D10845	45A	10mA
A9D11806	6A	30mA
A9D11810	10A	30mA
A9D11816	16A	30mA
A9D11820	20A	30mA
A9D11825	25A	30mA
A9D11832	32A	30mA
A9D11840	40A	30mA
A9D11845	45A	30mA
A9D12806	6A	100mA
A9D12810	10A	100mA
A9D12816	16A	100mA
A9D12820	20A	100mA
A9D12825	25A	100mA
A9D12832	32A	100mA
A9D12840	40A	100mA
A9D12845	45A	100mA

Distribution Board

Incomer

Outgoing Devices

Accessories

Connectivity

Acti9 iC60H RCBO 110V (Ph/N) 30mA

Acti9 iC60H Residual current circuit breaker with overload

C Curve



A9D11832

C Curve	Rating in amps	Sensitivity rating in milliamps (mA)	Rating in volts
A9D19810	10A	30mA	110V
A9D19816	16A	30mA	110V
A9D19820	20A	30mA	110V
A9D19825	25A	30mA	110V
A9D19832	32A	30mA	110V

Alternating current (AC) 50/60 Hz		
Breaking capacity (Icn) according to IEC/EN 61009-1		
Current Rating (In)	Voltage (Ue)	(Icn)
10 to 32 A	Ph/N 110 V	10000A

Distribution Board

Incomer

Outgoing Devices

Accessories

Connectivity

Acti9 Isobar and Isobar P single phase Accessories


General Accessories



SEA9BL

Part Reference	Description
SEA9BL	Door Lock
SEA9PD	Padlock Kit for Door
SEA9BP	Blank Pole
SEA9BP3	Single 3 Pole filler
SEA9TB1001	100amp 1 pole terminal block
SEA9ANWL	SP&N Labels

Distributed Neutral kits



SEA9NA27

Part reference	Description	No of Ways
SEA9NA6	Distributed neutral kit for 6way SP&N	6
SEA9NA10	Distributed neutral kit for 10way SP&N	10
SEA9NA14	Distributed neutral kit for 14way SP&N	14
SEA9NA18	Distributed neutral kit for 18way SP&N	18
SEA9NA27	Distributed neutral kit for 27way SP&N	27
SEA9NKIT	Phase to Neutral conversion kit (pack of 4)	

- This kit allows the switching of upto 4 circuits per board and isolation of the Neutral and phase poles for 2 pole devices.
- SEA9NKIT allows an additional 4 circuits to be switched (Distributed neutral kit also required)

Flush Mounting Kits

Flush mounted kits are used to allow recessing of Distribution Boards into the Building structure



SEA9AN10FK

Part Reference	Description	No of Ways	Dimensions same as
SEA9AN6FK	Flush Mounting Kit	6	SEA9AN6
SEA9AN10FK	Flush Mounting Kit	10	SEA9AN10
SEA9AN14FK	Flush Mounting Kit	14	SEA9AN14
SEA9AN18FK	Flush Mounting Kit	18	SEA9AN18

Spare Doors and covers



SEA9AN10C


Part Reference	Description
SEA9AN6C	6 Way Door and Cover
SEA9AN10C	10 Way Door and Cover
SEA9AN14C	14 Way Door and Cover
SEA9AN18C	18 Way Door and Cover
SEA9AN27C	27 Way Door and Cover

DIN rail enclosures



SEA9DE40

Part Reference	Description	Number of rows	Dimensions same as
SEA9DE16	8 SP way module enclosure	1	SEA9AN6
SEA9DE24	12 SP way module enclosure	1	SEA9AN10
SEA9DE32	16 SP way module enclosure	1	SEA9AN14
SEA9DE40	20 SP way module enclosure	1	SEA9AN18
SEA9DE64	32 SP way module enclosure	2	SEA9AN27



Acti9 Isobar & Isobar P

B type distribution boards

Three Phase Distribution

Definition

Three Phase Distribution board – A three phase assembly containing switching or protective devices (e.g. circuit breakers and residual current operator devices) associated with one or more outgoing circuits fed from one or more incoming circuits, together with terminals for the neutral and circuit protective conductors. It may also include signalling and other control devices.

Key standards

- BSEN 61439 – 3 Low Voltage Switchgear and Controlgear Assemblies
- BSEN 60898 – 1 Electrical accessories - Circuit breakers for overcurrent protection for household and similar installations - Circuit-breakers for a.c. operation
- BSEN 61009 – 1 Residual Current Circuit Breaker with Overcurrent Protection
- BSEN 61008 – 1 Specification for residual current operated circuit-breakers without integral overcurrent protection for household and similar uses (RCCBs). General rules
- BSEN 60947 - 2 Low-Voltage Switchgear and Controlgear. Circuit-breakers

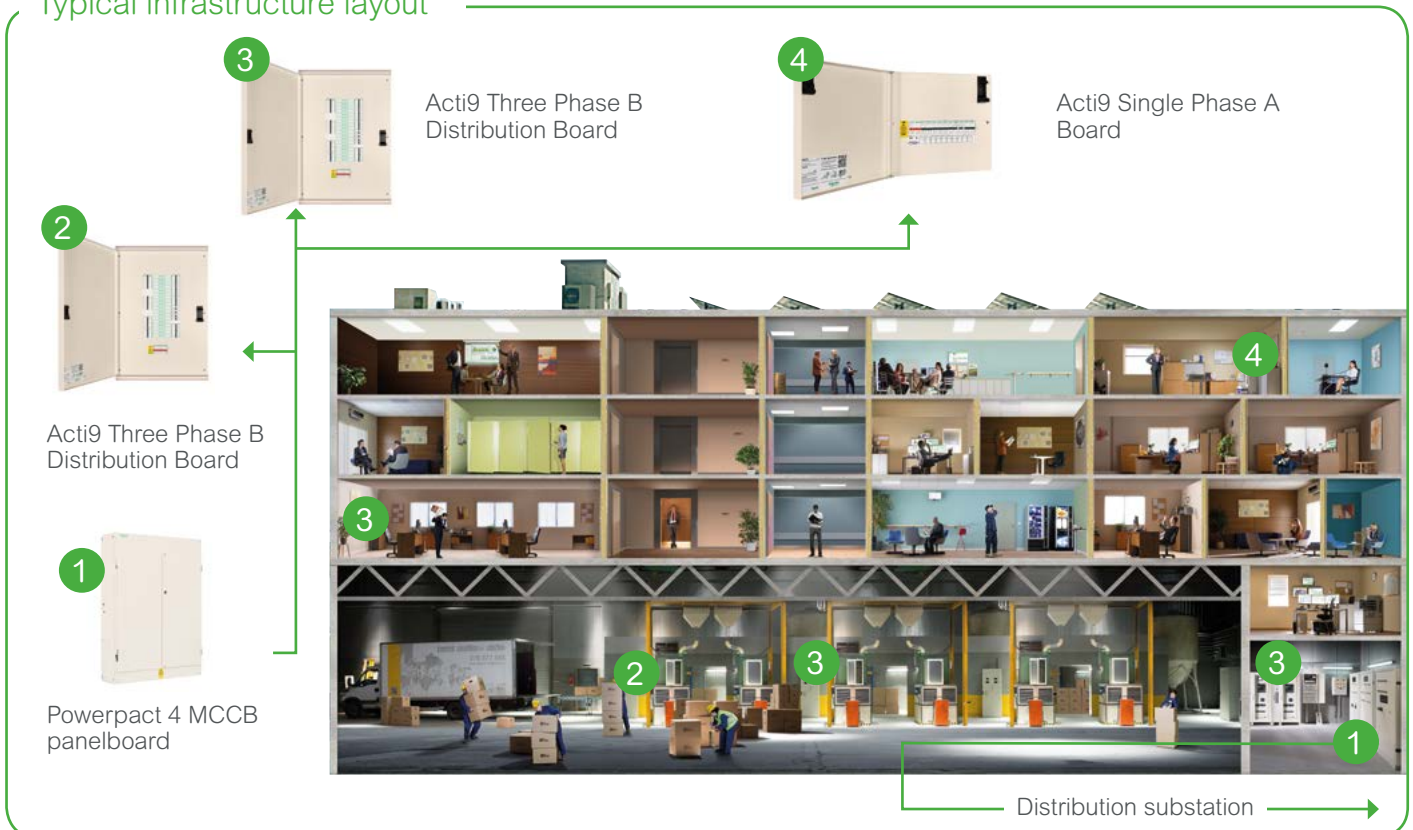
Applications

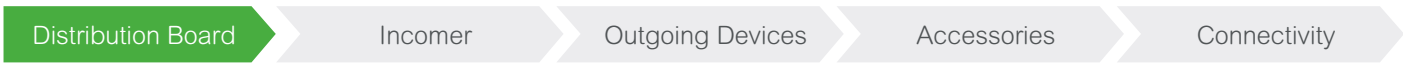
Final circuit single phase or single phase and neutral low voltage distribution, typical loads serviced;

Motors, General Power, HVAC, Critical Power

Generally supplied by a panel board or switchboard, systems are designed to ensure supply continuity "discrimination" and enhanced performance "cascading".

Typical infrastructure layout





Acti9 Isobar three phase B type distribution board*

Standard Acti9 Isobar P 'B' Type Distribution Boards

The Acti9 Isobar P Distribution Boards are suitable for standard, commercial and Industrial applications.

PoN

- To correctly single phase SEA9BP** PoN distribution boards **SEA9P125SPKIT** must be used.



SEA9BPN12

Part reference	No of Triple Pole Ways
SEA9BPN4	4
SEA9BPN6	6
SEA9BPN8	8
SEA9BPN12	12
SEA9BPN16	16
SEA9BPN18	18
SEA9BPN24	24

Standard Acti9 Isobar 'B' type Distribution Boards

The Acti9 Isobar Distribution Boards are suitable for standard, commercial and Industrial applications.



SEA9BN12

Part reference	No of Triple Pole Ways
SEA9BN4	4
SEA9BN6	6
SEA9BN8	8
SEA9BN12	12
SEA9BN16	16
SEA9BN18	18
SEA9BN24	24

Meter Ready Acti9 Isobar P 'B' Type Distribution Boards

(Incoming 125A TP&N switch disconnector included)

The Acti9 Isobar P Meter Ready Distribution Boards are suitable for standard, commercial and Industrial applications and enabled for an incoming meter connection*.

PoN

- *See metering kit options
- To correctly single phase SEA9BP** PoN distribution boards **SEA9P125SPKIT** must be used.



SEA9BPN12M

Part reference	No of Triple Pole Ways
SEA9BPN6M	6
SEA9BPN8M	8
SEA9BPN12M	12
SEA9BPN16M	16
SEA9BPN18M	18
SEA9BPN24M	24

Meter ready Acti9 Isobar 'B' type Distribution Boards

(Incoming 125A TP&N switch disconnector included)

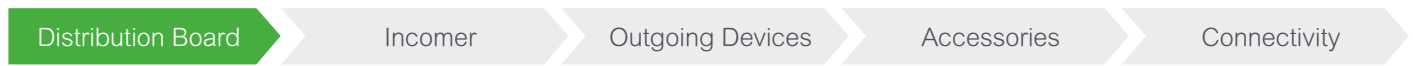
The Acti9 Isobar Meter Ready Distribution Boards are suitable for standard, commercial and Industrial applications and enabled for an incoming meter connection*.



SEA9BN12M

Part reference	No of Triple Pole Ways
SEA9BN6M	6
SEA9BN8M	8
SEA9BN12M	12
SEA9BN16M	16
SEA9BN18M	18
SEA9BN24M	24

- *See metering kit options



Metering Kits

Metering Kits are for the addition of Incoming Metering to an Acti9 Standard Isobar / Isobar P or Meter Ready / Meter ready Isobar P Distribution Board.

The kit includes a Meter / Extension box and the type of connection.



SEA9BNKWH

Part reference	Description	Rating	Connection
Metering Kit for a Standard Board			
SEA9BNKWH	MID 3 Phase kWh kit Modbus communications and Pulsed output (Includes A9MEM3255)	250 amps	Via CT (Included)
SEA9BNKWHP	MID 3 Phase kWh kit Pulsed output (Includes A9MEM3210)	250 amps	Via CT (Included)
SEA9BNMETE	Metering Enclosure for Standard Acti9 Isobar Boards for PM Meters (Meter not included)	250 amps	Via CT (Included)
Metering Kit for a Meter Ready Board			
SEA9BN3155	MID 3 Phase kWh kit Modbus communications (Includes A9MEM3155)	63 amps	Direct
SEA9BN3110	MID 3 phase kWh kit pulsed output (Includes A9MEM3110)	63 amps	Direct
SEA9BN3255	MID 3 phase kWh kit modbus communications (Includes A9MEM3255)	125 amps	Via CT (Included)
SEA9BN3210	MID 3 phase kWh kit pulsed output (Includes A9MEM3210)	125 amps	Via CT (Included)

Split Metered Acti9 Isobar P 'B' Type Distribution Boards (busbar rating 125A) 125A Switch Disconnecter Fitted



The Acti9 Isobar P Split Meter Distribution Boards are suitable for standard, commercial and Industrial applications and include a 125A Switch Disconnecter incomer and MID meters with communications (Meters included are 2 A9MEM3255)



SEA9BPN12514S8

Part reference	No of Triple Pole Ways	Upper pan assembly No of Triple Pole Ways
SEA9BPN1258S8	8	8
SEA9BPN12514S8	14	8
SEA9BPN12516S6	16	6
SEA9BPN12518S4	18	4

• To correctly single phase SEA9BP** PoN distribution boards **SEA9P125SPKIT** must be used.

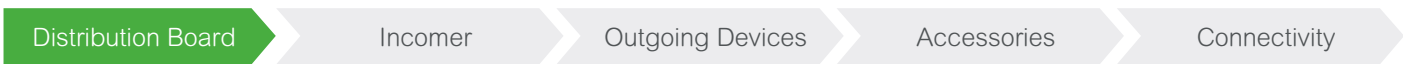
Split Metered Acti9 Isobar 'B' Type Distribution Boards (busbar rating 125A) 125A Switch Disconnecter Fitted

The Acti9 Isobar Split Meter Distribution Boards are suitable for standard, commercial and Industrial applications and include a 125A Switch Disconnecter incomer and MID meters with communications (Meters included are 2 A9MEM3255)



SEA9BN12512S8

Part reference	No of Triple Pole Ways	Upper pan assembly No of Triple Pole Ways
SEA9BN1256S8	8	8
SEA9BN12512S8	14	8
SEA9BN12514S6	16	6
SEA9BN12516S4	18	4



Split Metered Acti9 Isobar P 'B' Type Distribution Boards (busbar rating 250A) incomer supplied separately



The Acti9 Isobar P Split Meter Distribution Boards are suitable for standard, commercial and Industrial applications and include MID meters with communications (incomer supplied separately) See Page 31 for suitable incomers. (Meters included are 2 A9MEM3255)



SEA9BPN25012S8

Part reference	No of Triple Pole Ways	Upper pan assembly No of Triple Pole Ways
SEA9BPN2508S8	8	8
SEA9BPN25014S8	14	8
SEA9BPN25016S6	16	6
SEA9BPN25018S4	18	4

- To correctly single phase SEA9BP** PoN distribution boards **SEA9P125SPKIT** must be used.

Split Metered Acti9 Isobar 'B' Type Distribution Boards (busbar rating 250A) incomer supplied separately

The Acti9 Isobar Split Meter Distribution Boards are suitable for standard, commercial and Industrial applications and include MID meters with communications (incomer supplied separately please see page 31 for suitable incomers) (Meters included are 2 A9MEM3255)



SEA9BN25012S8

Part reference	No of Triple Pole Ways	Upper pan assembly No of Triple Pole Ways
SEA9BN2506S8	8	8
SEA9BN25012S8	14	8
SEA9BN25014S6	16	6
SEA9BN25016S4	18	4

Heavy duty Acti9 Isobar P 'B' Type Distribution Boards (Steel Door) The Acti9 Isobar P Heavy Duty Distribution Board is 125A rated and has IP55 external protection and includes a Steel door (No metering options available)



SEA9BPN12HDGR

Part reference	No of triple Pole Ways
SEA9BPN6HDGR	6
SEA9BPN8HDGR	8
SEA9BPN12HDGR	12
SEA9BPN16HDGR	16

- To correctly single phase SEA9BP** PoN distribution boards **SEA9P125SPKIT** must be used.

Heavy duty Acti9 Isobar 'B' Type Distribution Boards (Transparent Door)

The Acti9 Isobar Heavy Duty Distribution Board is 125A rated and has IP55 external protection and includes a transparent door (No metering options available)



Part reference	No of triple Pole Ways
SEA9BPN6HDGK	6
SEA9BPN8HDGK	8
SEA9BPN12HDGK	12
SEA9BPN16HDGK	16

- To correctly single phase SEA9BP** PoN distribution boards **SEA9P125SPKIT** must be used.

Distribution Board

Incomer

Outgoing Devices

Accessories

Connectivity

Incoming Devices for Acti9 Isobar and Isobar P B Type Distribution Boards

Switch Disconnectors 125A

The Acti9 Isobar 125A incoming switch disconnectors can be incorporated directly within the distribution board



SEA91253N

Part reference	Rating	No of Poles
SEA91253N	125A	3P+N
SEA91254	125A	4P

- 50mm² cable capacity

Switch Disconnectors 160A to 250A

The Acti9 Isobar and Isobar P 160A to 250A incoming switch disconnectors require an extension box (which is supplied with the incomer) and are not compatible with Heavy Duty distribution boards



SEA9PNI2504

Part Reference	Rating	No of Poles
SEA9PNI1604	160A	4P
SEA9PNI2003	200A	3P+N
SEA9PNI2004	200A	4P
SEA9PNI2254	225A	4P
SEA9PNI2503	250A	3P+N
SEA9PNI2504	250A	4P

- Compatible with both Isobar and Isobar P ranges.

Moulded Circuit Breakers 100A to 250A

The Acti9 Isobar and Isobar P 100A to 250A incoming circuit breakers require an extension box (which is supplied with the incomer) and are not compatible with Heavy Duty distribution boards



SEA9NCB2504SM

Part Reference	Rating	No of Poles
SEA9NCB1004	100A	3P+N
SEA9NCB1604	160A	4P
SEA9NCB2004	200A	3P+N
SEA9NCB2504	250A	4P

Residual Current Circuit Breakers up to 100A

The Acti9 Isobar and Isobar P incoming RCDs can be incorporated directly within the distribution board



SEA9R44463

Part Reference	Rating	Rating in Milliamps (mA) sensitivity	No of Poles
A9R41463	63A	30	4
A9R12463	63A	100	4
A9R44463	63A	300	4
A9R15463	63A	300 TD (Time Delay)	4
A9R11480	80A	30	4
A9R14491	100A	300	4
A9R15491	100A	300 TD (Time Delay)	4

Distribution Board

Incomer

Outgoing Devices

Accessories

Connectivity

Residual Current Circuit Breakers up to 160A

The Acti9 Isobar and Isobar P 160A incoming RCDs require an extension box and are not compatible with Heavy Duty distribution boards

Part Reference	Rating in Amps	Rating in Milliamps (mA) sensitivity	No of Poles
SEA9PNI160RCCB	160	Adjustable - 30mA, 300mA, 1A, 3A, and 10A	4

Terminal Blocks - Suitable for Direct Connection (250A requires an extension box)

The Acti9 Isobar and Isobar P 250A incoming terminal blocks require an extension box and are not compatible with Heavy Duty distribution boards



SEA9PTB1254

Part reference	Rating	No of Poles
SEA9PTB1254	125A	4
SEA9PNTB2504	250A	4

Dual Source Incomer - (270mm extension box included)

The Acti9 Isobar Dual Source Incomer is not compatible with Heavy Duty distribution boards

Part reference	Rating	No of Poles
SEA9NDSI	125A	4

Contactor Incomer - (270mm extension box included)

The Acti9 Isobar Contactor Incomer is not compatible with Heavy Duty distribution boards

Part reference	Rating	No of Poles
SEA9BN100CCI	100A	4

Dual Metered Extension Enclosure including switch disconnectors and MID meters

The Acti9 Isobar and Isobar P Dual Metered Extension Enclosure for use with standard distribution boards and is not compatible with Heavy Duty distribution boards (Meters included 2 A9MEM3255)



SEA9BNDM250SD

Part reference	Rating	No of Poles
SEA9BNDM160SD	160A	4
SEA9BNDM200SD	200A	4
SEA9BNDM250SD	250A	4

Distribution Board

Incomer

Outgoing Devices

Accessories

Connectivity

Dual Metered Extension Enclosure including circuit breakers and MID meters

The Acti9 Isobar Dual Metered Extension Enclosure for use with standard distribution boards and is not compatible with Heavy Duty distribution boards (Meters included 2 A9MEM3255)



SEA9BNDM250SD

Part reference	Rating	No of Poles
SEA9BNDM160M	160A	4
SEA9BNDM200M	200A	4
SEA9BNDM250M	250A	4

Incomers for 250amp Split Metered Boards

SEA9NCB2504SM
(Incomer device only)

Part Reference	Description	Rating	No of Poles
SEA9NCB1604SM	160A 4p MCCB for 250amp Split metered board	160A	4
SEA9NCB2004SM	200A 4p MCCB for 250amp Split metered board	200A	4
SEA9NCB2504SM	250A 4p MCCB for 250amp Split metered board	250A	4
SEA9NI1604SM	160A 4p Switch for 250amp Split metered board	160A	4
SEA9NI2004SM	200A 4p Switch for 250amp Split metered board	200A	4
SEA9NI2504SM	250A 4p Switch for 250amp Split metered board	250A	4

Acti9 iC60H Circuit Breaker

Acti9 iC60H circuit breaker

Type	1P			2P		
Current rating (In)	Curve			Curve		
	B	C	D	B	C	D
1 A	A9F53101	A9F54101	A9F55101	A9F53201	A9F54201	A9F55201
2 A	A9F53102	A9F54102	A9F55102	A9F53202	A9F54202	A9F55202
3 A	A9F53103	-	-	-	-	-
4 A	A9F53104	A9F54104	A9F55104	A9F53204	A9F54204	A9F55204
6 A	A9F53106	A9F54106	A9F55106	A9F53206	A9F54206	A9F55206
10 A	A9F53110	A9F54110	A9F55110	A9F53210	A9F54210	A9F55210
16 A	A9F53116	A9F54116	A9F55116	A9F53216	A9F54216	A9F55216
20 A	A9F53120	A9F54120	A9F55120	A9F53220	A9F54220	A9F55220
25 A	A9F53125	A9F54125	A9F55125	A9F53225	A9F54225	A9F55225
32 A	A9F53132	A9F54132	A9F55132	A9F53232	A9F54232	A9F55232
40 A	A9F53140	A9F54140	A9F55140	A9F53240	A9F54240	A9F55240
50 A	A9F53150	A9F54150	A9F55150	A9F53250	A9F54250	A9F55250
63 A	A9F53163	A9F54163	A9F55163	A9F53263	A9F54263	A9F55263
Width in 9-mm modules	2			4		

Type	3P			4P		
Current rating (In)	Curve			Curve		
	B	C	D	B	C	D
1 A	A9F53301	A9F54301	A9F55301	A9F53401	A9F54401	A9F55401
2 A	A9F53302	A9F54302	A9F55302	A9F53402	A9F54402	A9F55402
3 A	-	-	-	-	-	-
4 A	A9F53304	A9F54304	A9F55304	A9F53404	A9F54404	A9F55404
6 A	A9F53306	A9F54306	A9F55306	A9F53406	A9F54406	A9F55406
10 A	A9F53310	A9F54310	A9F55310	A9F53410	A9F54410	A9F55410
16 A	A9F53316	A9F54316	A9F55316	A9F53416	A9F54416	A9F55416
20 A	A9F53320	A9F54320	A9F55320	A9F53420	A9F54420	A9F55420
25 A	A9F53325	A9F54325	A9F55325	A9F53425	A9F54425	A9F55425
32 A	A9F53332	A9F54332	A9F55332	A9F53432	A9F54432	A9F55432
40 A	A9F53340	A9F54340	A9F55340	A9F53440	A9F54440	A9F55440
50 A	A9F53350	A9F54350	A9F55350	A9F53450	A9F54450	A9F55450
63 A	A9F53363	A9F54363	A9F55363	A9F53463	A9F54463	A9F55463
Width in 9-mm modules	6			8		



Alternating current (AC) 50/60 Hz					
Breaking capacity (Icu) according to IEC/EN 60947-2					
		Voltage (Ue)			
Ph/Ph (2P, 3P, 4P)		12 to 133 V	220 to 240 V	380 to 415 V	440 V
Ph/N (1P)		12 to 60 V	100 to 133 V	220 to 240 V	-
Rating (In)	1 to 4 A	70 kA	70 kA	70 kA	50 kA
	6 to 40 A	42 kA	30 kA	15 kA	10 kA
	50/63 A	42 kA	-	15 kA	10 kA
Breaking capacity (Icn) according to IEC/EN 60898-1					
Current Rating (In)		Voltage (Ue)	(Icn)		
1 to 63 A		Ph/Ph 400 V	10000 A		
1 to 63 A		Ph/N 230 V	10000 A		
Direct current (DC)					
Breaking capacity (Icu) according to IEC/EN 60947-2					
	Voltage (Ue)				
Between +/-	12 to 48 V	72 V	100 to 133 V		220 to 250 V
Number of poles	1P		2P (in series)	3P (in series)	4P (in series)
Rating (In) 1 to 63 A	20 kA	10 kA	10 kA	20 kA	10 kA

Acti9 iC60H PoN RCBO's 10,30 and 100mA

B Curve



A9D56832

B Curve	Rating in amps	Sensitivity rating in milliamps (mA)
A9D56806	6A	30mA
A9D56810	10A	30mA
A9D56816	16A	30mA
A9D56820	20A	30mA
A9D56825	25A	30mA
A9D56832	32A	30mA
A9D56840	40A	30mA
A9D56845	45A	30mA

PoN

C Curve



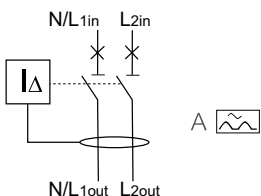
A9D05832

C Curve	Rating in amps	Sensitivity rating in milliamps (mA)
A9D01806	6A	10mA
A9D01810	10A	10mA
A9D01816	16A	10mA
A9D01820	20A	10mA
A9D01825	25A	10mA
A9D01832	32A	10mA
A9D01840	40A	10mA
A9D01845	45A	10mA
<hr/>		
A9D05806	6A	30mA
A9D05810	10A	30mA
A9D05816	16A	30mA
A9D05820	20A	30mA
A9D05825	25A	30mA
A9D05832	32A	30mA
A9D05840	40A	30mA
A9D05845	45A	30mA
<hr/>		
A9D06806	6A	100mA
A9D06810	10A	100mA
A9D06816	16A	100mA
A9D06820	20A	100mA
A9D06825	25A	100mA
A9D06832	32A	100mA
A9D06840	40A	100mA
A9D06845	45A	100mA

PoN

PoN

PoN



Alternating current (AC) 50/60 Hz		
Breaking capacity (Icn) according to IEC/EN 61009-1		
Current Rating (In)	Voltage (Ue)	(Icn)
6 to 45 A	Ph/N 240 V	10000A
10 to 32 A	Ph/N 110 V	10000A

Acti9 iC60H RCBO 10,30 and 100mA

Acti9 iC60H Residual current circuit breaker with overload

B Curve



A9D31832

B Curve	Rating in amps	Sensitivity rating in milliamps (mA)
A9D31806	6A	30mA
A9D31810	10A	30mA
A9D31816	16A	30mA
A9D31820	20A	30mA
A9D31825	25A	30mA
A9D31832	32A	30mA
A9D31840	40A	30mA
A9D31845	45A	30mA

C Curve



A9D11832

C Curve	Rating in amps	Sensitivity rating in milliamps (mA)
A9D10806	6A	10mA
A9D10810	10A	10mA
A9D10816	16A	10mA
A9D10820	20A	10mA
A9D10825	25A	10mA
A9D10832	32A	10mA
A9D10840	40A	10mA
A9D10845	45A	10mA
<hr/>		
A9D11806	6A	30mA
A9D11810	10A	30mA
A9D11816	16A	30mA
A9D11820	20A	30mA
A9D11825	25A	30mA
A9D11832	32A	30mA
A9D11840	40A	30mA
A9D11845	45A	30mA
<hr/>		
A9D12806	6A	100mA
A9D12810	10A	100mA
A9D12816	16A	100mA
A9D12820	20A	100mA
A9D12825	25A	100mA
A9D12832	32A	100mA
A9D12840	40A	100mA
A9D12845	45A	100mA

Distribution Board

Incomer

Outgoing Devices

Accessories

Connectivity

Acti9 iC60H RCBO 110V (Ph/N) 30mA

Acti9 iC60H Residual current circuit breaker with overload

C Curve



A9D11832

C Curve	Rating in amps	Sensitivity rating in milliamps (mA)	Rating in volts
A9D19810	10A	30mA	110V
A9D19816	16A	30mA	110V
A9D19820	20A	30mA	110V
A9D19825	25A	30mA	110V
A9D19832	32A	30mA	110V

Alternating current (AC) 50/60 Hz		
Breaking capacity (Icn) according to IEC/EN 61009-1		
Current Rating (In)	Voltage (Ue)	(Icn)
10 to 32 A	Ph/N 110 V	10000A

Distribution Board

Incomer

Outgoing Devices

Accessories

Connectivity

Acti9 Isobar and Isobar P three phase Accessories

General Accessories




SEA9BL

Part Reference	Description
SEA9P125SPKIT	125A Single phasing kit 4 pole
SEA9250SPEV	250A Single phasing kit 4 pole
SEA9BL	Door Lock
SEA9PD	Padlock Kit for Door
SEA9LA	Pack of 3 padlock attachment MCB
SELACK	15mm padlock common key
SELADK	15mm padlock different key
SEA9BP	Blank Pole
SEA9BP3	Single 3 Pole filler
SEA9TB1001	100amp 1 pole terminal block
SEA9BNWL	TP&N Labels
SEA9NEK1	Extra earth terminal bar 14 hole
SEA9NEK2	Extra earth terminal bar 20 hole
SEA9NEK3	Extra earth terminal bar 26 hole
SEA9BN63SPL	Split Load kit 63amp
SEA9BNSJKN	Side joining kit
SEA9BNTJKB	Top/Bottom joining kit for Enclosure / Extension / Enclosure
SEA9BNTJKA	Top / Bottom kit replacing Gland Plate
SEA9BNTJKN	Joining Kit B Board Top / Bottom
SEA9BNBCE25	Clean Earth B Board 25 Holes
SEA9BNC	Neutral Shroud (Spare)
SEA9ISOKEY	Pack of 5 Isobar Disconnecter switch Keys
SEA9BGPEXN	Gland Plate for Acti9 Isobar 4 Extension
SEA9FCF	Pack of 24 Fixing Screws

- SEA9125SPEV is not compatible SEA9BP** PoN distribution boards. To correctly single phase SEA9BP** PoN distribution boards **SEA9P125SPKIT** must be used.

Distributed Neutral kits



SEA9NB4

Part reference	Description	No of Ways
SEA9NB4	Distributed neutral kit for 4way TP&N	4
SEA9NB6	Distributed neutral kit for 6way TP&N	6
SEA9NB8	Distributed neutral kit for 8way TP&N	8
SEA9NB12	Distributed neutral kit for 12way TP&N	12
SEA9NB16	Distributed neutral kit for 18way TP&N	18
SEA9NB24	Distributed neutral kit for 24way TP&N	24
SEA9NKIT	Phase to Neutral conversion kit (pack of 4)	

- This kit allows the switching of upto 4 circuits per board and isolation of the Neutral and phase poles for 2 pole and 4 pole devices.

- SEA9NKIT allows an additional 4 circuits to be switched (Distributed neutral kit also required)

Distribution Board

Incomer

Outgoing Devices

Accessories

Connectivity

Top or Bottom extension enclosures (Height 270 mm)

For use with Acti9 Isobar and Isobar P B Type Distribution Boards, used for additional wiring space or to house Din Rail mounted Equipment



SEA9BNEX034N

Part Reference	Description
SEA9BNEXN	Plain front cover for additional wiring space
SEA9BNEX034N	Mounting of DIN devices, overall door and cutout for 17x18mm poles
SEA9BNEXA14N	Single phase add on Distribution Board 14 ways

Side extension enclosures



SEA9BN4SXS

Part reference	Description	No of Rows	Total 18mm SP Ways	Same Dimensions as:
SEA9BN4SXS	Slotted Front Cover & Overall Door	2	34	SEA9BN4
SEA9BN8SXS	Slotted Front Cover & Overall Door	2	34	SEA9BN8
SEA9BN12SXS	Slotted Front Cover & Overall Door	3	51	SEA9BN12
SEA9BN16SXS	Slotted Front Cover & Overall Door	4	68	SEA9BN16
SEA9BN24SXS	Slotted Front Cover & Overall Door	5	85	SEA9BN24
SEA9BN4SXP	Plain Front Cover & Overall Door	2	34	SEA9BN4
SEA9BN8SXP	Plain Front Cover & Overall Door	2	34	SEA9BN8
SEA9BN12SXP	Plain Front Cover & Overall Door	3	51	SEA9BN12
SEA9BN16SXP	Plain Front Cover & Overall Door	4	68	SEA9BN16
SEA9BN24SXP	Plain Front Cover & Overall Door	5	85	SEA9BN24

Distribution Board

Incomer

Outgoing Devices

Accessories

Connectivity

Acti 9 Isobar and Isobar P Connected Products

Connect your Acti9 Isobar and Isobar P distribution board using wireless connectivity to see the power and optimise the use of your assets with Facility Expert our simple on-line services platform

Acti9 iC60H RCBO Powertag wireless sensors

Rated at 63A it assembles on to Acti9 iC60 RCBOs optimising asset management through real time monitoring and alarming of V, I, P, PF and loss of voltage



A9MEM1563

Part Reference	Type	Type of mounting
A9MEM1563	1PN	Bottom of RCBO

Acti9 iC60H Powertag wireless sensors

Rated at 63A it assembles on to Acti9 iC60 mcb's optimising asset management through real time monitoring and alarming of V, I, PF, kWh and loss of voltage



A9MEM1520

Part Reference	Type	Type of mounting
A9MEM1520	Acti9 Powertag 1PN	Top or bottom of mcb
A9MEM1521	Acti9 Powertag 1P+N	Top of mcb
A9MEM1522	Acti9 Powertag 1P+N	Bottom of mcb
A9MEM1540	Acti9 Powertag 3P Max 63A	Top or bottom of mcb
A9MEM1541	Acti9 Powertag 3P+N	Top of mcb
A9MEM1542	Acti9 Powertag 3P+N	Bottom of mcb

Acti9 Isobar Ready to Install Powertag extension kit

Compatible with all three phase distribution boards it contains an SiD Din Smartlink wireless concentrator, power and neutral reference terminals and Ethernet connection. It has wireless connectivity for up to 20 Powertag wireless energy sensors



A9PTGEXTNP

Part Reference	Description
A9PTGEXTNP	Wireless connectivity for up to 20 Powertag

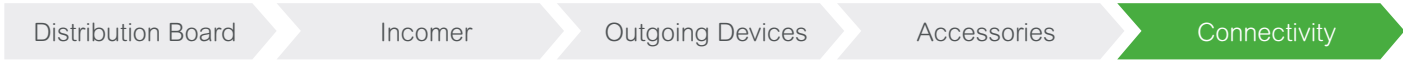
Acti9 Isobar Ready to install Powertag retrofit side extension kit

Capable of retrofit adaptation to all Acti9 Isobar three phase distribution boards it contains an SiD Din Smartlink wireless concentrator, power and neutral reference terminals and Ethernet connection. It has wireless connectivity for up to 20 Powertag wireless energy sensors



A9PTGRK

Part Reference	Description
A9PTGRK	Wireless connectivity for up to 20 Powertag



Acti 9 Isobar and Isobar P Connected Products

Acti9 Isobar Ready to install Smartlink SiB extension kit

Optimise the operation of your installation, the Smartlink SiB provides Modbus or Ethernet/wireless connectivity to enable monitoring and control of multiple functions including metering, remote control, switching, and indication.

Compatible with all Acti9 Isobar and Isobar P three phase distribution boards it contains an SiB Bar Smartlink and power supply



SEA9XMSB11

Part Reference	Description
SEA9XMSB11	SiB Modbus
SEA9XMEA08	SiB Ethernet/Wireless

Acti9 Isobar three phase distribution board Powertag for incomers

Rated at 250A the Compact NSX Powertag wireless energy sensor assembles on to bottom of a 4P MCCB (100A to 250A) or switch disconnecter (160A to 250A) optimising asset management through monitoring and alarming of V, I, P, PF and loss of voltage

Part Reference	Description
LV434021	4 Pole NSX MCCB Powertag


Acti9 Isobar distribution board SiD Din Smartlink

Compatible with all distribution boards, the SiD Din Smartlink wireless concentrator has wireless connectivity for up to 20 Powertag wireless energy sensors



A9XMWA20

Part Reference	Description
A9XMWA20	SiD Wireless concentrator





KQ Loadcenter Contents

■ Introduction

KQ Loadcenter Overview	Pg 46
KQ Loadcenter Distribution Board Features	Pg 48

■ KQ Loadcenter

KQ Loadcenter - single phase A type distribution boards - 125A	Pg 47
KQ Loadcenter - three phase B type distribution boards - 250A	Pg 49
KQ Loadcenter - three phase B type distribution boards	Pg 53
KQ Loadcenter - KQ miniature circuit breakers (MCB's)	Pg 55
KQ Loadcenter - residual current circuit breakers (RCBO's)	Pg 57
KQ Loadcenter - residual current circuit breakers (RCCB's)	Pg 58
KQ Loadcenter - extension enclosures	Pg 59

KQ Loadcenter overview

Plug-on Circuit Protection from Schneider Electric

- Plug-On breaker connections are designed so that under short circuit conditions, the magnetic forces developed push the jaws together, gripping the busbar more firmly
- No wiring connections need to be made to the busbars as the connectors form an integral part of the circuit breakers
- All MCB's plug onto the busbar stack (up to 63A)



KQ Loadcenter

Distribution boards

- **Plug-On devices help reduce installation time**
- **Simple to add** or retrospectively change outgoing devices
- **Boards are supplied complete and ready to install.** Simply mount to the wall and fit the required MCBs. The board is then ready for cabling
- Plug-on devices ensure **consistent connections**
- **Quality** - busbar systems are certified and the unique mounting system ensures devices cannot be incorrectly fitted
- **Proven experience** - For more than 30 years KQ distribution has been used extensively across industry and commerce

KQ Loadcenter Distribution boards

Circuit protection

Features:

- Plug on Technology
- Enhanced Incoming Section
- Shrouded Neutral terminal bar
- Modular enclosure sizes
- IP2XB encapsulated busbar
- Control devices
- Removable gland plates
- Split earth & neutral bars
- 25mm cables accepted
- Integral cable way
- Increased enclosure size

Benefits:

- 50% fewer connections, reliable connection
- Time saving on installation
- Additional safety feature
- Joint together top/bottom or side/side
- Safety Feature – Throughout offer
- Can be fitted in any spare outgoing ways
- Ease of installation (plain / knockouts)
- Easier installation and cable zoning
- Earth & neutral termination points
- Easier wiring on control devices
- More wiring space



iKQ features

- **Fully retrofittable**
Will fit older KQ boards without modification
- **Class 2 front face**
Double insulated front cover – IP40
- **VisiTrip**
Visible indication of tripped position
- **VisiSafe**
Withstand of 6kV impulse
Green indication strip – contacts separated by required distance
- **Breaking capacity**
Domestic or similar / BS EN 60898 / 10kA
- **Shuttered terminals**
IP 20 finger safe terminals with insulated shutters on all KQ devices



KQ Loadcenter - single phase A type distribution boards - 125A

- Manufactured and tested to BS EN 61439-3
- Maximum busbar rating 125A
- Voltage rating 230/240V AC
- External IP3X protection to BS EN 60529
- Internal IP2XB protection to BS EN 60529 provided by permanent, non removable, factory fitted barriers
- Shielded neutral bars
- Cable knockouts on all sides for speed of installation
- Earth bar capacity 25mm²
- Neutral bar capacity 25mm²
- Wide range of bolt-on incomers, Plug-On outgoingers
- All A boards accept DIN control products e.g. contactors, time clocks, in any unused outgoing way without adaptation

Standard type (excluding incomers)



SE125A12

Reference number	Number of SP ways	Dimensions (mm)		
		Height	Width	Depth
SE125A6	6	270	266	127
SE125A8	8	270	321	127
SE125A12	12	270	376	127
SE125A16	16	270	456	127
SE125A24	24	500	376	127

Split meter board (including incomers)



SEA14S14

Reference number	Number of ways		Dimensions (mm)		
	Lighting	Power	Height	Width	Depth
SEA10S10 *	10	10	484	470	139
SEA14S14 *	14	14	530	417	139

The split metering board is supplied with 2 meters (A9MEM2105), an overall switch disconnecter (A9S66292) and individual 50amp 2P miniature circuit breakers (A9F54250) for lighting and power. Meters are direct connected with pulse output.

*Max Load per row 50A.

Type A KQ Loadcenter + DIN incoming devices



SE125SW2



SED63032

Reference number	Device type	Current rating	Number of poles	Standard approval	Cable capacity mm ²
SE125L2	Terminal block	125A	2	–	50
SE125SW2	Switch disconnecter	125A	2	BS EN 60947-3	50
SED63032	RCCB	63A, 30mA	2	BS EN 61008	35
SED63102	RCCB	63A, 100mA	2	BS EN 61008	35
SED63302	RCCB	63A, 300mA	2	BS EN 61008	35
SED100032	RCCB	100A, 30mA	2	BS EN 61008	50
SED100102	RCCB	100A, 100mA	2	BS EN 61008	50

125A A board accessories



SEAE16



SE1100L



SEPLMCB



SEPLRCBO



SEPL

Reference number	Device type
SEK	Barrel lock and 2 keys new square door catch
SEDNBP	Blanking plate (5 poles)
SEPLMCB	MCB padlock attachment (pk 3)
SEPLRCBO	RCBO padlock attachment (pk 10)
SEPL	Padlock
SEAE16	16 SP way DIN module enclosure (W489 x H300 x D117mm) includes Earth bar.
SE1100L	100A lug unit single pole
SESDC	Replacement door catch
SEBP25	Blank plate 25 x 5

KQ Loadcenter - three phase B type distribution boards - 250A

- Manufactured and tested to BS EN 61439-3
- Maximum busbar rating 250A
- Voltage Rating 400/415V AC
- External IP3X protection to BS EN 60529
- IP2XB finger safe with door and cover removed to BS EN 60529, provided by permanent, non removable, factory fitted barriers
- Fully shielded neutral bars
- Earth and neutral bar cable capacity 25mm² M8 earth bar stud
- All incoming connections are the same length i.e. 4 pole configuration
- Range of integral incomers for all applications including lugs, switches, RCCB's and MCCB's
- Outgoing MCB's available up to 63A B, C or D curves
- 18mm wide RCBO available, minimising use of outgoing ways
- Plug-On outgoing for speed of installation and guaranteed connection
- All B boards accept DIN control products (timers, contactors) in any unused outgoing way without adaptation
- Control wiring cable way integrated to moulding

Standard type (excluding incomers)



SE18B250

Reference number	Number of TP ways	Dimensions (mm)		
		Height	Width	Depth
SE12B250	4	484	470	139
SE18B250	6	484	470	139
SE24B250	8	538	470	139
SE36B250	12	700	470	139
SE48B250	16	808	470	139
SE54B250	18	862	470	139
SE72B250	24	1024	470	139

Split load (excluding incomers)



SE18B250
+
SEJK
+
SE18B250

Reference number	Number of TP ways		Reference number	Number of TP ways
SE12B250	4	} + }	SE12B250	4
SE18B250	6		SE18B250	6
SE24B250	8		SE24B250	8
SE36B250	12		SE36B250	12
SE48B250	16		SE48B250	16
SE54B250	18		SE54B250	18
SE72B250	24		SE72B250	24

Split load joining kit for mechanical connection SEJK.

63A tapoff to feed protected board (including joining kit) SE63SLK.

Extra service units 125A (combination of a standard board and DIN rail enclosure)



SE12B2D

Reference number	Number of TP busbar ways		Reference number	Number of rows	Number of modules	Dimensions (mm)		
						Height	Width	Depth
SE12B250	4	}	SE17BES	1	17	270	470	139
SE18B250	6		SE12B2D	2	34	484	470	139
SE24B250	8		SE18B2D	2	34	538	470	139
SE36B250	12		SE36B3D	3	51	700	470	139
SE48B250	16		SE54B4D	4	68	808	470	139
SE54B250	18							
SE72B250	24							

Extra service units are designed for application using numerous control products and RCCB's.

These units provide a professional finish while economising on ease and speed of installation.

Split metering board 125A



SEB36S24125

Reference number	Number of TP ways		Rating A	Dimensions (mm)		
	Section 1	Section 2		Height	Width	Depth
SEB36S24125	14	8	125	1290	470	139
SEB42S18125	16	6	125	1290	470	139
SEB48S12125	18	4	125	1290	470	139

250A boards require an Incoming device to be supplied separately;
(Please see page 53, Heading: Incomers for 250A split metered boards.)

Factory fitted incoming 3P+N switch disconnecter.

Split metering board 250A



SEB36S24250

Reference number	Number of TP ways		Rating A	Dimensions (mm)		
	Section 1	Section 2		Height	Width	Depth
SEB36S24250	14	8	250	1290	470	139
SEB42S18250	16	6	250	1290	470	139
SEB48S12250	18	4	250	1290	470	139

250A boards require a switch disconnecter to be added

2 x iEM3255 MID approved meters with pulsed and Modbus outputs.

125A type B LoadCentre KQ incoming devices



SE125SW4

Reference number	Device type	Current rating	Number of poles	Standard approval	Cable capacity mm ²
SE125L4	Terminal block	125A	4	-	50
SE125SW4	Switch disconnecter	125A	4	BS EN 60947-3	50
SE125SW3L	Switch disconnecter	125A	3+N lug	BS EN 60947-3	50
SED80034	RCCB	80A, 30mA	4	BS EN 61008	35
SED100304	RCCB	100A, 300mA	4	BS EN 61008	50
SED100304S	RCCB	100A, 300mA TD	4	BS EN 61008	50
SECSW100	Contactora + switch	100A	4	BS EN 60439	50

250A type B KQ Loadcenter incoming devices



SE250SW3L

Reference number	Device type	Current rating	Number of poles	Standard approval	Cable capacity mm ²
SE250L4P	Terminal block	250A	4	–	185
SE160SW3L	Switch disconnecter	160A	3+N	BS EN 60947-3	95
SE200SW3L	Switch disconnecter	200A	3+N	BS EN 60947-3	185
SE250SW3L	Switch disconnecter	250A	3+N	BS EN 60947-3	185
SE160SW4	Switch disconnecter	160A	4	BS EN 60947-3	95
SE200SW4	Switch disconnecter	200A	4	BS EN 60947-3	185
SE250SW4	Switch disconnecter	250A	4	BS EN 60947-3	185
SE100MCCB3L	MCCB	100A	3+N	BS EN 60947-2	95
SE160MCCB3L	MCCB	160A	3+N	BS EN 60947-2	95
SE200MCCB3L	MCCB	200A	3+N	BS EN 60947-2	185
SE250MCCB3L	MCCB	250A	3+N	BS EN 60947-2	185
SE160RCD	RCCB 160A	Adjustable 30mA - 10A	4	BS EN 61008	95

Note Supplied with 400mm extension box

KQ Loadcenter - three phase B type distribution boards



SE250MET

Reference number	Description
SE250MET	MID 3 Phase kWh kit Modbus communications and Pulsed output (Includes A9MEM3255)

Incomers for 250A split metered boards



SE160SW4SM

Reference number	Device type	Current rating	Number of poles	Standard approval	Cable capacity mm ²
SE160SW4SM	Switch disconnecter	160A	4	BS EN 60947-3	95
SE200SW4SM	Switch disconnecter	200A	4	BS EN 60947-3	185
SE250SW4SM	Switch disconnecter	250A	4	BS EN 60947-3	185
SE160MCCB3LSM	MCCB	160A	4	BS EN 60947-2	95
SE200MCCB3LSM	MCCB	200A	4	BS EN 60947-2	185
SE250MCCB3LSM	MCCB	250A	4	BS EN 60947-2	185

B board accessories



SEPLMCB



SEPLRCBO



SEBES



SE1100L



SEPL

Reference number	Device type
SESJK	Side joining kit
SEJK	Top/bottom joining kit
SE63SLK	63A Top off or split load
SEK	Barrel lock and 2 keys for catch
SEK33	Spare keys for above key no. 92333
W29370	MCCB locking attachment
SE125SPP	125A single phasing kit for use with RCD and switch incomers
SE250SPP	250A single phasing kit
SEDNBP3	Blanking plate (3 poles)
SEPLMCB	MCB padlock attachment (pk 3)
SEPLRCBO	RCBO padlock attachment (pk 10)
SEPL	Padlock
WALLET	Circuit directory and wallet (pack of 10)
SEPD	Padlocking door kit
SEBES	Plain extension box (Height 270mm)
SE1100L	100A lug unit single pole
SEGP	Spare gland plate with knockouts (12 x 20mm and 1 x 40mm)
SEGP	Spare gland plate - Plain
SECE12T	Clean earth 12 terminals
SECE24T	Clean earth 24 terminals
SE72BL	Spare way label 72 ways
SEEXGP	Spare gland plate for extension box
SESDC	Spare door catch
SEBNC	Neutral terminal cover
SEBFCF	Spare cover fixing (24)
SEBEK1	Extra earth bar 14 hole
SEBEK2	Extra earth bar 20 hole
SEBEK3	Extra earth bar 26 hole

KQ Loadcenter - iKQ miniature circuit breakers (MCB's)

- Manufactured and tested to BS EN 60898
- 10kA breaking capacity
- Let through energy classification of 3 (lowest let through energy giving best cable protection classification)
- Positive contact indication (guaranteed on/off indication)
- Trip free mechanism operates even when the toggle is locked on
- Lockable in the ON or OFF position
- Speed of connection of Plug-On devices - guaranteed connection Plug-On devices
- For use in LoadCentre KQ A and B boards

Type B (magnetic setting 3-5 in)

For resistive and light reactive loads, e.g. heating, incandescent lighting etc



SE10B132

Reference numbers			Current rating (Icn*)	Cable capacity mm ²
1 pole	2 pole	3 pole		
SE10B103	–	–	3A	25
SE10B106	–	–	6A	25
SE10B110	–	–	10A	25
SE10B116	–	–	16A	25
SE10B120	–	–	20A	25
SE10B125	–	–	25A	25
SE10B132	–	–	32A	35
SE10B140	–	–	40A	35
SE10B150	–	–	50A	35
SE10B163	–	–	63A	35

Type C (magnetic setting 5-10 in)

For moderately light reactive loads, e.g. fluorescent lighting



SE10C232

Reference numbers			Current rating (Icn*)	Cable capacity mm ²
1 pole	2 pole	3 pole		
SE10C106	SE10C206	SE10C306	6A	25
SE10C110	SE10C210	SE10C310	10A	25
SE10C116	SE10C216	SE10C316	16A	25
SE10C120	SE10C220	SE10C320	20A	25
SE10C125	SE10C225	SE10C325	25A	25
SE10C132	SE10C232	SE10C332	32A	35
SE10C140	SE10C240	SE10C340	40A	35
SE10C150	SE10C250	SE10C350	50A	35
SE10C163	SE10C263	SE10C363	63A	35

Type D (magnetic setting 10-14 in)

For highly reactive loads, e.g. motors, pumps and transformers



SE10D332

Reference numbers			Current rating (Icn*)	Cable capacity mm ²
1 pole	2 pole	3 pole		
SE10D106	SE10D206	SE10D306	6A	25
SE10D110	SE10D210	SE10D310	10A	25
SE10D116	SE10D216	SE10D316	16A	25
SE10D120	SE10D220	SE10D320	20A	25
SE10D125	SE10D225	SE10D325	25A	25
SE10D132	SE10D232	SE10D332	32A	35
SE10D140	SE10D240	SE10D340	40A	35
SE10D150	SE10D250	SE10D350	50A	35
SE10D163	SE10D263	SE10D363	63A	35

DIN rail mounted 80/100A MCB

Suitable for use in extension enclosures or extra service units



KQ10C3100

Reference number	Description	Terminal capacity	Modular size
KQ10C3100	MCB 3P 100A Type C	50	4.5
KQ10C380	MCB 3P 80A Type C	50	4.5

Must be used with SE17BES enclosure and 3 x SE1100L.

iKQ - residual current circuit breakers (RCBO's)

- Manufactured and tested to BS EN 61009
- 10kA breaking capacity
- Let through energy classification of 3 (lowest let through energy giving best cable protection classification)
- Positive contact indication on toggle (guaranteed on/off indication)
- Trip free MCB mechanism
- Lockable in the ON or OFF position
- Automatic trip on loss of neutral
- Automatic protection against reverse polarity
- Type B and C characteristics
- Operating voltage 150 - 230Vac
- 6 - 45A; 10, 30 and 100mA sensitivities
- A class sensitivity
- For use in KQ LoadCentre A and B boards
- One single pole way occupied in a distribution board ideal for retrofitting earth fault protection
- Cable capacity 16mm²
- Speed of connection of Plug-On devices
- Assured system integrity, no other devices fit KQ boards

Applications

RCBO's are available with various earth leakage sensitivities to suit numerous applications including 10mA devices for protection of sensitive machine/equipment, 30mA devices which are generally used for personnel protection and 100mA for meeting high earth loop impedance levels.

RCBO's should be carefully selected for the relevant application.

Residual current circuit breakers



SEE132C03

Reference number	Current rating	Tripping curve	Sensitivity	Cable capacity mm ²
SEE106B03	6A	B	30mA	16
SEE110B03	10A	B	30mA	16
SEE116B03	16A	B	30mA	16
SEE120B03	20A	B	30mA	16
SEE125B03	25A	B	30mA	16
SEE132B03	32A	B	30mA	16
SEE140B03	40A	B	30mA	16
SEE145B03	45A	B	30mA	16
SEE106C01	6A	C	10mA	16
SEE110C01	10A	C	10mA	16
SEE116C01	16A	C	10mA	16
SEE120C01	20A	C	10mA	16
SEE125C01	25A	C	10mA	16
SEE132C01	32A	C	10mA	16
SEE140C01	40A	C	10mA	16
SEE145C01	45A	C	10mA	16
SEE106C03	6A	C	30mA	16
SEE110C03	10A	C	30mA	16
SEE116C03	16A	C	30mA	16
SEE120C03	20A	C	30mA	16
SEE125C03	25A	C	30mA	16
SEE132C03	32A	C	30mA	16
SEE140C03	40A	C	30mA	16
SEE145C03	45A	C	30mA	16
SEE106C10	6A	C	100mA	16
SEE110C10	10A	C	100mA	16
SEE116C10	16A	C	100mA	16
SEE120C10	20A	C	100mA	16
SEE125C10	25A	C	100mA	16
SEE132C10	32A	C	100mA	16
SEE140C10	40A	C	100mA	16
SEE145C10	45A	C	100mA	16

iKQ - residual current circuit breakers (RCCB's)

All residual current circuit breakers are suitable for use as main incomers in KQ Loadcenter distribution boards.

- Comply with BS EN 61008. Specification for residual current operated circuit breakers
- Rated voltage 240/415V AC 50/60 Hz
- Test button enables RCCB to be tested periodically

- 30mA device suitable for use as additional protection on final sub circuits
e.g. equipment outside equipotential zone or items requiring 2/4 pole protection
i.e. switched neutral applications

Residual current circuit breakers



SED25302



SED40034

Reference number	Description	Cable capacity mm ²	Dimensions (mm)			Weight (Kg)
			Height	Width	Depth	
SED25032	25A RCCB 30mA trip 2 pole	35	81	36	75	0.227
SED25302	25A RCCB 300mA trip 2 pole	35	81	36	75	0.227
SED40032	40A RCCB 30mA trip 2 pole	35	81	36	75	0.227
SED40102	40A RCCB 100mA trip 2 pole	35	81	36	75	0.227
SED40302	40A RCCB 300mA trip 2 pole	35	81	36	75	0.227
SED63032	63A RCCB 30mA trip 2 pole	35	81	36	75	0.227
SED63102	63A RCCB 100mA trip 2 pole	35	81	36	75	0.227
SED63302	63A RCCB 300mA trip 2 pole	35	81	36	75	0.227
SED80032	80A RCCB 30mA trip 2 pole	50	81	36	75	0.227
SED100032	100A RCCB 30mA trip 2 pole	50	81	36	75	0.227
SED100102	100A RCCB 100mA trip 2 pole	50	81	36	75	0.227
SED25034	25A RCCB 30mA trip 4 pole	35	81	72	75	0.428
SED25104	25A RCCB 100mA trip 4 pole	35	81	72	75	0.428
SED25304	25A RCCB 300mA trip 4 pole	35	81	72	75	0.428
SED40034	40A RCCB 30mA trip 4 pole	35	81	72	75	0.428
SED40104	40A RCCB 100mA trip 4 pole	35	81	72	75	0.428
SED40304	40A RCCB 300mA trip 4 pole	35	81	72	75	0.428
SED63034	63A RCCB 30mA trip 4 pole	35	81	72	75	0.428
SED63104	63A RCCB 100mA trip 4 pole	35	81	72	75	0.428
SED63304	63A RCCB 300mA trip 4 pole	35	81	72	75	0.428
SED80034	80A RCCB 30mA trip 4 pole	35	81	72	75	0.500
SED100304	100A RCCB 300mA trip 4 pole	50	81	72	75	0.500
SED100304S	100A RCCB 300mA trip 4 pole + TD	50	81	72	75	0.500

Individual RCCB insulated enclosure



RSD4IP54

Reference number	Description	Dimensions (mm)			Weight (Kg)
		Height	Width	Depth	
RSD4IP54	4 x 18mm module IP54 protection	200	110	112	0.35

RSD insulated enclosures are also suitable for any DIN rail mounted product including time clocks, timers, contactors, switches and relays.

KQ Loadcenter - extension enclosures

LoadCentre KQ enclosures are available for applications where matching extension boxes are required to house system extensions or stand alone control systems.

There are two configurations, plain enclosures with door, enclosures with DIN rail, door and front cover assembly.

Steel enclosures with plain cover and door



Reference number	Dimensions (mm)		
	Height	Width	Depth
SE12BCD	484	470	139
SE18BCD	538	470	139
SE36BCD	700	470	139
SE54BCD	808	470	139

Steel enclosures with DIN rails and a front cover assembly and door



Reference number	Number of rows	Total number of SP modules	Dimensions (mm)		
			Height	Width	Depth
SE12B2D	2	34	484	470	139
SE18B2D	2	34	538	470	139
SE36B3D	3	51	700	470	139
SE54B4D	4	68	808	470	139

Steel enclosure with 1 row of DIN rails and a front cover assembly and door



Reference number	Number of rows	Total number of SP modules	Dimensions (mm)		
			Height	Width	Depth
SE17BES	1	17	270	470	139

Steel enclosure



Reference number	Number of rows	Total number of SP modules	Dimensions (mm)		
			Height	Width	Depth
SEBES	-	-	270	470	124



Resi9

Contents

■ Introduction

Resi9 Overview	Pg 62
Discover the advantages of Resi9	Pg 64
9 Reasons to choose Resi9	Pg 66
The complete solution	Pg 68

■ Resi9

Devices	Pg 71
Control devices and accessories	Pg 73
Switch-disconnector	Pg 74
RCCB residual current circuit breaker	Pg 75
RCBO Residual current device	Pg 76
Circuit breaker	Pg 77
Terminal block	Pg 78

Resi9 overview

Resi9 offers a plug-on pan assembly, designed for speed of installation.

Guaranteed connections: fewer terminals to torque test

Encapsulated busbar: limits contact with busbar even with blanks removed


Removeable pan assembly: simplifying the mounting process

Finger safe assembly: finger proof touch terminals ensuring your safety

Unrivalled devices: class II rated front face devices with insulated pull up shuttered terminals to limit incorrect cable insertion

RCCB's with visi-trip indicators to confirm fault scenarios

Compatible with command and control products: allowing additional devices on a common platform





Discover the advantages of Resi9



Premium enclosure design

The fully compliant BS7671 Amendment 3 metal enclosure and magnetic door closure provide a consistent design across both the Easy9 and Resi9 ranges.

Customisable front face

The enclosure offers interchangeable magnetic front covers that can be tailored to suit interiors and are available to purchase online.



Incoming cable clamp

Both ranges include an incoming cable clamp kit option.

Reversible enclosure door

Central fixing points enable the door to open from top or bottom, providing flexibility and increased installation options.






Clear labelling kit

Both ranges include improved labelling kits with clear pictograms and supporting text, ensuring every install is finished neatly and easily identifiable for the end user.

Increased cabling space

Cabling space has been significantly improved for the ever increasing demands and circuit ways on a consumer unit.



Improved terminals

Terminal bars now include a 1mm conductor clearance, allowing visibility of the cable through the terminal bar and ensuring correct insertion and termination.

Improved cable entries

Four large rear knockouts and additional top and bottom knockouts with left and right entries for incoming cables provide maximum flexibility for all your cabling needs.



Semi-Flush mounted flexibility

Easy9 and Resi9 can be semi-flush mounted, reducing obstruction into living and communal spaces.

9 Reasons to choose Resi9

#1

Plug on assembly

Peace of mind

Designed for speed of installation.

#2

Encapsulated busbar

Contained reliability

Encapsulated busbars for safety and a solid, easy installation.

#3

Finger safe assembly

Your safety first

For increased safety and peace of mind.

#4

Device benefits

Unrivalled devices

Class II rating with insulated shuttered terminals and RCCB's with trip indicators.

#5

Guaranteed connections

Quick & simple

Fewer terminals to torque test.

#6

Customisable front door

Modern aesthetics

Seamlessly blend or stand out in any environment with your chosen design.

#7

BS7671 compliant

Full metal enclosure

Prevents any flex or distortion when mounting the unit to any surface.

#8

Increased cabling space

Easier to install

Improved design offers cabling space where it is most needed.

#9

Semi-Flush mountable with a reversible door

Adaptable & flexible

Can be Semi-Flush mounted, with the door opening to suit your needs.



Option 1

Incoming switch disconnecter and outgoing RCBO's




Option 2

Split load consumer unit using RCBO's



Option 3

Incoming switch disconnecter supplying two RCD protected sections



Option 4

Incoming switch disconnecter with RCBO ways and two RCD protected sections

Resi9

The complete solution

Insulated, safety pull up shuttered terminals

Finger touch proof terminals (FTPT)

Class II front face

Guaranteed plug-on connections

Clear and visible product information whatever the toggle position



Unique plug on system

Quick and easy to install

Type A RCBO devices

50% less connections to torque test


BS7671 compliant enclosures

Guaranteed compliance to standards



Resi9

The **complete** residential circuit protection offer





Resi9

Description

- Metal surface /recessed mounting enclosures
- Multiple cable entry points
- Rear knock out slots
- Secure fixed plug on assembly
- Fully encapsulated busbar assembly
- Earth terminal block and neutral blocks fitted as standard
- Earthed cover
- Enclosure colour: White RAL 9003
- Reversible door
- Can be mounted horizontally or vertically
- Removable pan assembly
- Neutral bar shields
- Lock accessory
- BSEN 61439-3
- IP3X

Consumer units

Reference	Description	Usable Ways
R9HM2	2 way metal consumer unit	2
R9HM4	4 way metal consumer unit	4
R9HM6	6 way metal consumer unit	6
R9HM8	8 way metal consumer unit	8
R9HM12	12 way metal consumer unit	12
R9HM16	16 way metal consumer unit	16

Split load consumer unit

Reference	Description	Usable Ways
R9HMS4R6	4+6 metal split load CU	10
R9HMS5R5	5+5 metal split load CU	10
R9HMS6R4	6+4 metal split load CU	10
R9HMS7R7	7+7 metal split load CU	14

Split RCD consumer units including incoming devices

Reference	Description	Usable Ways
R9HMSR6R6	6+6 metal consumer unit - 2 x 63A RCCB	12
R9HMS2R5R5	2+5+5 metal consumer unit - 1 x100a Sw + 2 x 63A RCCB	12
R9HMDS2R5R5	2+5+5 metal consumer unit - 1 x 100A Sw + 2 x 100A RCCB	12

Time Delay Consumer Unit

Reference	Description	Usable Ways
R9HMDR2R5R5S	2+5+5 metal consumer unit - 1x 100A TD RCCB + 2 x 100A RCCB	12

Semi-Flush mount frame compatible with Resi9

Reference	Description	Suitable for
EZ9ELFKIT12	Semi-Flush mount frame 12way	12way
EZ9EFLKIT16	Semi-Flush mount frame 16way	16way, 6+6way, 2+5+5way

Devices



R9S87291

Incomers

Reference	Description
R9S87291	Switch 2P 100A
R9R81263	RCCB 2P 63A 30mA AC-type
R9R81291	RCCB 2P 100A 30mA AC-type
R9R85291	RCCB 2P 100A 300mA TD AC-type
SE1100L	Terminal block SP 100A

Type B MCB's - 1P 6KA 230v



R9F87103

Reference	Description
R9F87103	Single pole 3A type B MCB
R9F87106	Single pole 6A type B MCB
R9F87110	Single pole 10A type B MCB
R9F87116	Single pole 16A type B MCB
R9F87120	Single pole 20A type B MCB
R9F87125	Single pole 25A type B MCB
R9F87132	Single pole 32A type B MCB
R9F87140	Single pole 40A type B MCB
R9F87150	Single pole 50A type B MCB
R9F87163	Single pole 63A type B MCB

RCBO's - 1P 30mA 6KA class type A 230v



R9D87806

Reference	Description
R9D87806	Single pole RCBO 6A 30mA
R9D87810	Single pole RCBO 10A 30mA
R9D87816	Single pole RCBO 16A 30mA
R9D87820	Single pole RCBO 20A 30mA
R9D87832	Single pole RCBO 32A 30mA
R9D87840	Single pole RCBO 40A 30mA
R9D87850	Single pole RCBO 50A 30mA

Control devices and accessories



SEPLMCB



SEPLRCBO



SEPL

Accessories

Reference	Description
A9C20732	ICT 25A 2NO 230/240VAC 50HZ contactor
A9C20834	ICT 25A 4NO 220/240VAC 50HZ contactor
A9C20842	ICT 40A 2NO 220/240VAC 50HZ contactor
A9C20843	ICT 40A 3NO 220/240VAC 50HZ contactor
A9C20844	ICT 40A 4NO 220/240VAC 50HZ contactor
A9C20863	ICT 63A 3NO 220/240VAC 50HZ contactor
A9C30811	ITL16A 1NO 230/240VAC 110VDC 50-60
A9C30812	ITL16A 2NO 230/240VAC 50-60HZ 110V
A9E15535	Changeover relay IRLI 10A 2P UC 230V-240
A9A15321	ISO Bell 8/12V
A9A15214	Bell transformer 4VA 230VCA 8VCA
A9A15323	Buzzer 8/12 VCA 70DBA 50..60HZ
CCT15368	IC2000 light sensitive switch
15336	24HR analogue time switch with reserve
CCT15720	1 Channel IHP program time switch
CCT15722	2 Channel IHP program time switch
15363	MIN time switch 1-7mins (delayed off)
A9A27062	5X Spacer 9MM - 1/2 module blank
SEPLMCB	MCB Padlock attachment (pk3) MCB
SEPLRCBO	RCBO Padlock attachment (pk10) RCBO
SEPL	Padlock (can be used with MCB or RCBO attachment)
SEDNBP3	3 module blanking plate module
EZ9ELKBAR	EZ9 R9 universal locking bar
EZ9LKCLIP	EZ9 R9 locking clip
R9HCLMP	R9 incoming cable clamp kit
EZ9ESP	Label pack

Control devices

May be installed at any outgoing point on the RCD protected or unprotected side

Single phase meters

Reference	Description	Modules
A9MEM2100	63A direct connect single-phase kwh meter	2
A9MEM2105	63A direct connect single-phase kwh meter with pulse output	2
A9MEM2110	63A direct connect MID approved single-phase meter with pulse output and dual tariffs	2
A9MEM2150	63A direct connect single-phase meter with Modbus	2
A9MEM2135	63A direct connect MID approved single-phase meter with M-bus and dual tariffs	2
A9MEM2155	63A direct connect MID approved single-phase meter with Modbus and dual tariffs	2



A9MEM2135

Switch-disconnector

ON/OFF Switch-disconnector

To ensure control and disconnection of loaded electrical circuits

It must be protected:

- Against short circuits occurring downstream
- Against overloads; its rating must be at least equal to the rating of the upstream circuit breaker.



Type	Width	Operating voltage	Rating	Cat. no.
	9 mm module	(V AC)	(A)	
2P	4	400	100	R9S87291

Features:

- Degree of pollution: 2.
- Degree of protection (BS EN 60529): IP20B.

Connection:

- Copper cable:
 - » rigid: Max. 50 mm².
- Flexible: Max. 35 mm².
 - » tightening torque: 3.5 N.m.

Compliance with standards

BS EN 60947-3-1

RCCB residual current circuit breaker



Residual current circuit breakers

High sensitivity (30 mA)

Protection against electric shocks by direct contact. Use at the incoming end of several feeders:

- Recommended for all power sockets.
- Compulsory for all equipment in bathrooms, outdoors, etc.

Medium sensitivity (300mA) TD

Protection against:

- Fire following an insulation fault.
- Electric shocks by indirect contact.
- In the event of tripping of a high-sensitivity residual current protection device downstream, maintains power for the other circuits.
- Use in residential units at the incoming end of the main switchboard.



Type AC	Width	Operating voltage	Sensitivity	Rating	Cat. no.
	9 mm module	(V AC)	(mA)	(A)	
2P	4	230	30	63	R9R81263
			30	100	R9R81291
			300TD	100	R9R85291

Features:

- Degree of pollution: 2.
- Degree of protection (BS EN 60529): IP20B.
- Passive, will not trip in the event of a voltage loss.

Connection:

- Copper cable:
 - » rigid: Max. 35 mm².
- Flexible: Max. 25 mm².
 - » tightening torque: 3.5 N.m.

Compliance with standards

BS EN 61008-1

RCBO Residual current device



Residual current devices

Protection against:

- Cable overloads.
- Short circuits.
- Electric shocks by direct contact.

Use in place of a circuit breaker, for circuits requiring protection against direct contacts:

- Recommended for all power sockets.
- Compulsory for all equipment in bathrooms, outdoors, etc.



Type A	Width	Operating voltage	Sensitivity	Rating	Cat. no.
	9 mm module	(V AC)	(mA)	(A)	B curve
1P+N	2	230	30	6	R9D87806
				10	R9D87810
				16	R9D87816
				20	R9D87820
				32	R9D87832
				40	R9D87840
				50	R9D87850

Features:

- Class Type A
- Breaking capacity: 6000 A.
- Degree of pollution: 2.
- Degree of protection (BS EN 60529): IP20B.
- Passive, will not trip in the event of a voltage loss.

Connection:

- Copper cable:
 - » rigid: Max. 25 mm².
- Flexible: Max. 16 mm².
 - » tightening torque: 2 N.m.

Compliance with standards

BS EN 60898-1

Circuit breaker



Circuit breakers

Protection against:

- Cable overloads.
- Short circuits.



Type	Width	Operating voltage	Rating	Cat. no.
	9 mm module	(V AC)	(A)	B curve
	2	230	3	R9F87103
			6	R9F87106
			10	R9F87110
			16	R9F87116
			20	R9F87120
			25	R9F87125
			32	R9F87132
			40	R9F87140
			50	R9F87150
			63	R9F87163

Features:

- Breaking capacity: 6000 A.
- Degree of pollution: 2.
- Degree of protection (BS EN 60529): IP20B.

Connection:

- Copper cable:
 - » rigid: ≤ 25 A: Max. 25 mm², ≥ 32 A: Max. 35 mm²
 - » flexible: ≤ 25 A: Max. 16 mm², ≥ 32 A: Max. 25 mm².
- Tightening torque:
 - » ≤ 25 A: 2 N.m.
 - » ≥ 32 A: 3.5 N.m.

Compliance with standards

BS EN 60898-1

Terminal block

Features:

- Distribution and sub-distribution of the electric power supply.



Terminal block	Width	Cat. no.
1P		
100A	18 mm	SE1100L

Features:

- Degree of protection (BS EN 60529): IP20B.

Compliance with standards

BS EN 60998-1





Easy9

Contents

■ Introduction

Easy9 Overview	Pg 83
9 Reasons to choose Easy9	Pg 85
Affordable circuit protection you can depend on	Pg 86

■ Easy9

Devices	Pg 88
Semi-Flush mount frame	Pg 89
Product selector	Pg 90
Select consumer units with switch/RCD's fitted	Pg 91
Devices	Pg 92



Easy9 overview

Catered to your needs

Easy9 offers a conventional busbar system.

Enclosure: can be modified to suit split and configuration on site

Flexible split load configuration option: ensures mainstream applications can be catered for with a single consumer unit

Rigid metal DIN rail: solid to avoid flexing and raised for cabling flexibility

Secure busbar guard: requires tool for removal, ensuring more safety for you

New MCB style blanking module: additional end user safety feature, requiring enclosure cover to be removed first





Easy9

9 Reasons to choose Easy9

#1

Contemporary design

Crisp white modern design

Stylish finish for any residential environment.

#2

Customisable covers

Bespoke design

Blend in or stand out, change how the front panel looks to suit it's environment.

#3

Easy to read label kits

Visual aids

Instantly understand control points throughout the home.

#4

BS7671 compliant

Full metal enclosure

Prevents any flex or distortion when mounting the unit to any surface.

#5

Fast & easy to install

Easier to install

Improved design to offer cabling space where it is needed most.

#6

Numbered terminals

Ensures correct insertion and termination

Consistent and clear numbering with conductor clearance.

#7

Rigid DIN rail

Safe and strong

The DIN rail provides a solid feel whilst the busbar guard provides peace of mind.

#8

Recessed design

Minimise impact

Flexible enclosure, for a less intrusive look within your living space.

#9

Reversible enclosure door

Simply no downsides

Need the door to open up or down? Central fixing points make this a simple change. Lending itself to modern interiors.

Easy9

Affordable circuit protection you can depend on


Schneider Electric warranty

Comprehensive range

Full compliance with international IEC standards
3rd party certification

Installer-friendly wiring with only 1 screwdriver





Class II front face

Full range coherence


Clear and visible production information whatever the toggle position

Full trip indication on the front panel by position of handle On-Off engraved

Neutral terminal identification engraved

Easy9

Description



- Metal surface/recessed enclosures
- Multiple cable entry points
- Multiple rear knock out slots
- Secure raised DIN rail
- Earth and neutral blocks fitted as standard
- Secure raised busbar shield
- Earthed front cover
- Reversible door
- Can be mounted horizontally or vertically
- Enclosure colour: white RAL9003
- Neutral bar shields
- Lock accessory
- BSEN 61439-3
- IP3X

Consumer units

Reference	Description	Usable Ways
EZ9E2MCU	2 way metal consumer unit	2
EZ9E4MCU	4 way metal consumer unit	4
EZ9E6MCU	6 way metal consumer unit	6
EZ9E8MCU	8 way metal consumer unit	8
EZ9E12MCU	12 way metal consumer unit	12
EZ9E16MCU	16 way metal consumer unit	16
EZ9E20MCU	20 way metal consumer unit	20

Surge protection consumer units

Reference	Description	Usable Ways
EZ9ESLR7R6DMCU	7+6 metal consumer unit inc 100A SW, SPD, 80A RCCB X2	13
EZ9ESL3R5R5DMCU	3+5+5 metal consumer unit inc 100A SW, SPD, 80A RCCB X2	13

Dual RCD consumer units

Reference	Description	Usable Ways
EZ9ER4R4MCU	4+4 metal consumer unit inc 100A SW, 63A RCCB X 2	8
EZ9ER6R6MCU	6+6 metal consumer unit inc 100A SW, 63A RCCB X 2	12
EZ9ER6R6DMCU	6+6 metal consumer unit inc 100A SW, 80A RCCB X 2	12
EZ9ER8R8DMCU	8+8 metal consumer unit inc 100A SW, 80A RCCB X 2	16

Multiple split consumer units - High integrity

Reference	Description	Usable Ways
EZ9ES2R5R5DMCU	2+5+5 metal consumer unit inc 100A SW, 80A RCCB X 2	12
EZ9ES2R7R7DMCU	2+7+7 metal consumer unit inc 100A SW, 80A RCCB X 2	16

Flexible split consumer units

Reference	Description	Usable Ways
EZ9EFS12MCU	12 way flexible split metal consumer unit inc 100A SW, 80A RCCB X 2	12
EZ9EFS16MCU	16 way flexible split metal consumer unit inc 100A SW, 80A RCCB X 2	16

Populated consumer units

Reference	Description	Usable Ways
EZ9ER4R4MRE	4+4 KITBOX C/W 6 MCB - inc 100A SW, 63A RCCBx2 & 2x6A, 1x16A, 2x32A, 1x40A MCB's	8
EZ9ER6R6MRE	6+6 KITBOX C/W 8 MCB - inc 100A SW, 63A RCCBx2 & 3x6A, 1x16A, 3x32A, 1x40A MCB's	12
EZ9ES2R5R5DMRE	2+5+5 KITBOX C/W 8 MCB - inc 100A SW, 80A RCCBx2 & 3x6A, 1x16A, 3x32A, 1x40A MCB's	12



PV Consumer Unit

Reference	Description	Usable Ways
EZ9EPVR6R6DMCU	6+6 dual supply PV metal consumer unit with meter	12

Garage & Shower consumer units

Reference	Description	Usable Ways
EZ9EGARAGE63	Garage unit C/W 63A RCCB and 6 & 16A MCBs	2
EZ9ESHOWER63	Shower unit C/W 63amp RCCB and 50A MCB	2

Semi-Flush mount frame

Functions

- Reduce obstruction
- Aesthetic frame
- Neat profile finish

Semi-Flush mount frame

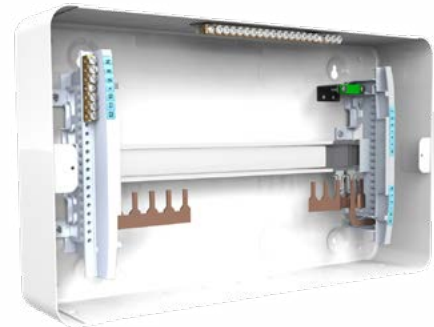
Reference	Description	Suitable for
EZ9EFLKIT12	Semi-Flush mount frame 12way	12way, 4+4way
EZ9EFLKIT16	Semi-Flush mount frame 16way	16way, 6+6way, 2+5+5way
EZ9EFLKIT20	Semi-Flush mount frame 20way	20way, 8+8way, 2+7+7way



Product selector

Consumer units

Reference	Description	Usable Ways
EZ9E2MCU	2 WAY CU	2
EZ9E4MCU	4 WAY CU	4
EZ9E6MCU	6 WAY CU	6
EZ9E8MCU	8 WAY CU	8
EZ9E12MCU	12 WAY CU	12
EZ9E16MCU	16 WAY CU	16
EZ9E20MCU	20 WAY CU	20





Incomers

Reference	Device	Rating	Description
EZ9S16263	Switch	63A	Switch disconnecter 2P 63A
EZ9S16291	Switch	100A	Switch disconnecter 2P 100A
EZ9R33263	RCCB	63A, 30mA	Residual current circuit breaker 2P 63A 30mA AC-type 230V
EZ9R33280	RCCB	80A, 30mA	Residual current circuit breaker 2P 80A 30mA AC-type 230V
EZ9R33291	RCCB	100A, 30mA	Residual current circuit breaker 2P 100A 30mA AC-type 230V



Split load

Reference	Device	Rating	Description
EZ963R30KIT2	Split load RCCB kit	63A, 30mA	63A 30mA Split load kit, inc cables
EZ980R30KIT2	Split load RCCB kit	80A, 30mA	80A 30mA Split load kit, inc cables



Select consumer units with switch/RCD's fitted

Surge Protection Consumer Unit:

Reference	Description	Usable ways	Unprotected ways	RCD1 ways	RCD2 ways
EZ9ESLR7R6DMCU *	7+6 C/W SW, SPD, 80A RCCB X2	13		7	6
EZ9ESL3R5R5DMCU *	3+5+5 C/W SW, SPD, 80A RCCB X2	13	3	5	5
* Not to be used on a TT earthing system					

Dual RCD consumer units

Reference	Description	Usable ways	Unprotected ways	RCD1 ways	RCD2 ways
EZ9ER4R4MCU	4+4 C/W SW, 63A RCCB X 2	8		4	4
EZ9ER6R6MCU	6+6 C/W SW, 63A RCCB X 2	12		6	6
EZ9ER6R6DMCU	6+6 C/W SW, 80A RCCB X 2	12		6	6
EZ9ER8R8DMCU	8+8 C/W SW, 80A RCCB X 2	16		8	8

Multiple split consumer units

Reference	Description	Usable ways	Unprotected ways	RCD1 ways	RCD2 ways
EZ9ES2R5R5DMCU	2+5+5 C/W SW, 80A RCCB X 2	12	2	5	5
EZ9ES2R7R7DMCU	2+7+7 C/W SW, 80A RCCB X 2	16	2	7	7

Flexible split consumer units

Reference	Description	Usable ways	Max Un/P ways	Max RCD1 ways	Max RCD2 ways
EZ9EFS12MCU	Flexible 12 WAY CU 2+5+5 C/W SW, 80A RCCB X 2	12	4	7	7
EZ9EFS16MCU	Flexible 16 WAY CU 2+7+7 C/W SW, 80A RCCB X 2	16	4	9	9

Populated Consumer Unit

Reference	Description	Usable ways	Unprotected ways	RCD1 ways	RCD2 ways
EZ9ER4R4MRE	4+4 KITBOX C/W 6 MCB - (2x6A, 1x16A, 2x32A, 1x40A)	8		4	4
EZ9ER6R6MRE	6+6 KITBOX C/W 8 MCB - (3x6A, 1x16A, 3x32A, 1x40A)	12		6	6
EZ9ES2R5R5DMRE	2+5+5 KITBOX C/W 8 MCB - (3x6A, 1x16A, 3x32A, 1x40A)	12	2	5	5

Garage & shower consumer unit

Semi-Flush mount frame

Reference	Description	Suitable for	Suitable for:
EZ9EFLKIT12	EZ9 SEMI-FLUSH MOUNT 12	12way, 4+4way	EZ9E12MCU, EZ9ER4R4MCU, EZ9ER4R4MRE
EZ9EFLKIT16	EZ9 SEMI-FLUSH MOUNT 16	16way, 6+6way, 2+5+5way	EZ9E16MCU, EZ9ER6R6MCU, EZ9ER6R6DMCU, EZ9ER6R6DMRE, EZ9ES2R5R5DMCU, EZ9ES2R5R5DMRE, EZ9EFS12MCU
EZ9EFLKIT20	EZ9 SEMI-FLUSH MOUNT 20	20way, 8+8way, 2+7+7way	EZ9E20MCU, EZ9ER8R8DMCU, EZ9ES2R7R7DMCU, EZ9EFS16MCU, EZ9ESLR7R6DMCU, EZ9ESL3R5R5DMCU, EZ9EPVR6R6DMCU

+ Select outgoing devices and accessories



Devices



EZ9S16263



EZ9F16132



EZ9D16832



EZ9L33620

Incomers

Reference	Description	Current Rating (A)
EZ9S16263	Switch Disconnecter 2P 63A 400V	63
EZ9S16291	Switch Disconnecter 2P 100A 400V	100
EZ9R33263	RCCB 2P 63A 30mA AC-type 230V	63
EZ9R33280	RCCB 2P 80A 30mA AC-type 230V	80
EZ9R33291	RCCB 2P 100A 30mA AC-type 230V	100

Type B MCB's - 1P 6KA 230v

Reference	Description	Current Rating (A)
EZ9F16103	Single pole 3A type B MCB	3
EZ9F16106	Single pole 6A type B MCB	6
EZ9F16110	Single pole 10A type B MCB	10
EZ9F16116	Single pole 16A type B MCB	16
EZ9F16120	Single pole 20A type B MCB	20
EZ9F16125	Single pole 25A type B MCB	25
EZ9F16132	Single pole 32A type B MCB	32
EZ9F16140	Single pole 40A type B MCB	40
EZ9F16150	Single pole 50A type B MCB	50

Type C MCB's - 1P 6KA 230v

Reference	Description	Current Rating (A)
EZ9F66106	Single pole 6A type C MCB	6
EZ9F66110	Single pole 10A type C MCB	10
EZ9F66116	Single pole 16A type C MCB	16
EZ9F66120	Single pole 20A type C MCB	20
EZ9F66132	Single pole 32A type C MCB	32
EZ9F66140	Single pole 40A type C MCB	40
EZ9F66150	Single pole 50A type C MCB	50

RCBO's - 1P 6kA 30mA class type A 230v

Reference	Description	Current Rating (A)
EZ9D16806	Single pole 6A RCBO	6
EZ9D16810	Single pole 10A RCBO	10
EZ9D16816	Single pole 16A RCBO	16
EZ9D16820	Single pole 20A RCBO	20
EZ9D16825	Single pole 25A RCBO	25
EZ9D16832	Single pole 32A RCBO	32
EZ9D16840	Single pole 40A RCBO	40
EZ9D16850	Single pole 50A RCBO	50

Surge Protection

Reference	Description	Type
EZ9L33620 * **	Surge Arrest T2 1P-N 20kA	Type 2
EZ9L33620KIT **	Surge Arrest KIT T2 1P-N 20kA, inc 20A MCB and cable links	Type 2

*Requires a 20amp MCB EZ9F16120

** Not to be used on a TT earthing system



Accessories

Reference	Description
EZ963R30KIT2 *	63A 30mA Split load kit supplied with cables
EZ980R30KIT2 *	80A 30mA Split load kit supplied with cables
EZ916BKIT	Spare 16 way busbar
EZ9ECLMP	Incoming Cable clamp
SEDNBP3	Blank module 3pole
EZ9EBP	Din rail mounted blank pole
EZ9ESP	Label pack
EZ9LKCLIP	EZ9 / R9 Door lock clip
EZ9ELKBAR	EZ9 / R9 universal locking bar
SELA	MCB lock clip

* Can only be used on 8way/12way/16way consumer unit.

Technical information



Technical Contents

■ Technical Section

Acti9 Isobar Technical	Pg 96
iKQ Technical	Pg 104
Resi9 Technical	Pg 106
Easy9 Technical	Pg 112

Acti9 Isobar Technical

Acti9 Isobar and Isobar P A type distribution boards

BS EN 61439-3 | IEC 61439-3

- Acti9 Isobar is a complete range of single phase distribution boards for commercial and industrial applications
- Standard distribution boards up to 27 ways
- Multi service distribution boards up to 21 ways
- Dual supply distribution boards up to 16 ways (Isobar only)
- Split load distribution boards up to 15 ways (Isobar only)
- Split metered distribution boards up to 28 ways
- Any outgoing way can be converted to switch the Neutral
- Fully type tested conditional short circuit rating of 16kA to BS EN 61439-3
- High performance MCB 10kA BS EN 60898 15kA BS EN 60947-2 in B, C or D curve single and double pole
- 125A busbar rating*
- Isobar disconnection to BS EN 60947-3 ensuring unused outgoing ways are isolated
- Option of switching outgoing neutral on all boards using

- distributed neutral kit
 - Terminal block for feeding up to 100A
 - Range of incomers: switch disconnectors, residual current devices, terminal blocks
 - Single pole wire-less RCBO (Isobar P only)
 - Single pole wired RCBO
 - Full IP2X internal shrouding Isobar P only
 - Full range of device accessories and auxiliaries
 - Knockouts for cable gland and conduit mixed to suit the installation needs without loss of space
 - Split metering options
 - Connectivity with MCB and RCBO single phase wireless energy sensors
- * For typical assembly configuration ratings (I_{nA}) with incomers fitted consult us



Main Characteristics Alternating current (AC) 50Hz		
withstand	110V	230/240V
Conditional	10kA	10kA

Technical data Standard, Multi service, Split load, Dual incomer, Split metered Acti9 Isobar

insulation voltage (Ui)	500V		500V	
Pollution degree	3		3	
Rated impulse withstand voltage (Uimp)	6kV		6kV	
Current rating (A*)	direct connection	125A	Terminal block	125A
	Switch disconnector	125A	Power switch	125A
	RCCB			
	sensitivites (mA)	30, 100, 300, 300TD, 100A		
Degree of protection (IEC 60529)	External IP3X			
	Internal IP2X			
Endurance (O-C) Isobar switch disconnector	3000			
Overvoltage category	IV			
Operating temperature*	-35 to +70°C			
Storage teperature	-40 to +80°C			
* For typical assembly configuration ratings (I_{nA}) with incomers fitted consult us				
Connections				
Rating	Tightening torque	Copper lugs	Cables bare	Device
125 amp	3.5Nm	■	50mm ²	DIN switch disconnector
125 amp	3.5Nm	■	50mm ²	Terminal block
100 amp	3.5Nm	■	35mm ²	RCCB

Acti9 Isobar and Isobar P B type distribution boards

BS EN 61439-3 | IEC 61439-3

- Acti9 Isobar is a complete range of three phase distribution boards for commercial and industrial applications
- Standard distribution boards up to 24 ways
- Meter ready distribution boards up to 24 ways
- Split metered distribution boards up to 22 ways
- Any outgoing way can be converted to switch the Neutral
- Fully type tested conditional short circuit rating of 25kA to BS EN 61439-3
- High performance MCB 10kA BS EN 60898 15kA BS EN 60947-2 in B, C or D curve 1, 2, 3, 4 pole
- 250A busbar rating*
- Isobar disconnection to BS EN 60947-3 ensuring unused outgoing ways are isolated
- Option of switching outgoing neutral on all boards using distributed neutral kit
- Terminal block for feeding up to 100A
- Range of incomers: switch disconnectors, residual current devices, terminal blocks, MCCB
- Single pole wire-less RCBO (Isobar P only)
- Single pole wired RCBO
- Full IP2X internal shrouding Isobar P only
- Full range of device accessories and auxiliaries
- Knockouts for cable gland and conduit mixed to suit the installation needs without loss of space
- Removable insulated pan assembly
- Fully shrouded neutral
- Split neutral bars
- Removable gland plates
- Optional metering, dual supply and contactor on incoming
- Metered extension enclosures
- Connectivity with MCB, RCBO and MCCB Powertag wireless energy sensors

* For typical assembly configuration ratings (I_{nA}) with incomers fitted consult us



Alternating current (AC) 50Hz			
withstand	230/240V	400V	415V
Conditional	25kA	25kA	25kA
Unconditional	25kA/50ms	25kA/50ms	25kA/50ms
	17kA/200ms	17kA/200ms	17kA/200ms
Direct current (DC)			
	24V	48V	
Unconditional	25kA/50ms	25kA/50ms	

Technical data Standard, Meter ready, Split metered

Main characteristics		230/240V	400V	415V
Withstand	Conditional	25kA	25kA	25kA
	Unconditional	25kA/50ms	25kA/50ms	25kA/50ms
		17kA/200ms	17kA/200ms	17kA/200ms
Insulation voltage (Ui)		500VAC	500VAC	500VAC
Pollution degree		3	3	3
Rated impulse withstand voltage (Uimp)		6kV	6kV	6kV
Current rating (A*)	direct connection	125/250	6kV	6kV
	Switch disconnecter	125	DIN mounted Power switch	
		160-200-250	Interpact	
	MCCB	100-160-200-225-250		
Degree of protection		External IP3X		
(IEC 60529)		Internal IP2X		
Endurance (O-C) Isobar switch disconnecter		3000		
Overvoltage category		IV		
Operating temperature*		-35 to +70°C		
Storage teperature		-40 to +80°C		
* For typical assembly configuration ratings (I_{nA}) with incomers fitted consult us				

Main characteristics Heavy Duty

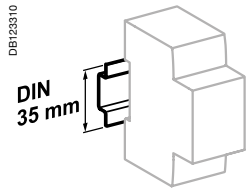
According to BE EN 61439-3		230/240V	400V	415V
Withstand	Conditional	25kA	25kA	25kA
	Unconditional	25kA/50ms	25kA/50ms	25kA/50ms
		17kA/200ms	17kA/200ms	17kA/200ms
Insulation voltage (Ui)		500VAC		
Pollution degree		3	3	3
Rated impulse withstand voltage (Uimp)		6kV		
Current rating (A*)		125A		
Degree of protection		External IP55		
(IEC 60529)		Internal IP20		
Endurance (O-C) Isobar switch disconnecter		3000		
Overvoltage category		IV		
Operating temperature*		-35 to +70°C		
Storage teperature		-40 to +80°C		
* For typical assembly configuration ratings (I_{nA}) with incomers fitted consult us				
Anti condensation measures should be taken if installed in an external location				

Acti9 iC60H circuit breakers (curve B, C, D)

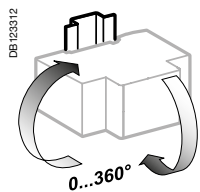


- Increased product service life thanks to:
- overvoltage resistance by high level of industrial performances conception (pollution degree, rated impulse withstand voltage and insulation voltage),
- high performance limitation (see limitation curves),
- fast closing independent of the speed of actuation of the toggle.
- Remote indication, open/closed/tripped, by optional auxiliary contacts.
- Top or bottom electrical feeding.

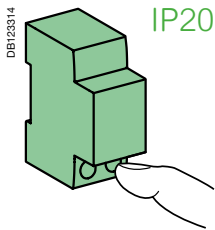
Acti9 iC60H circuit breakers (B, C, D)



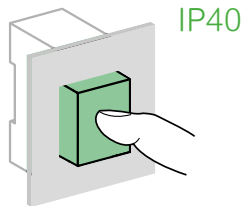
Clip on DIN rail 35 mm.



Indifferent position of installation.



IP20

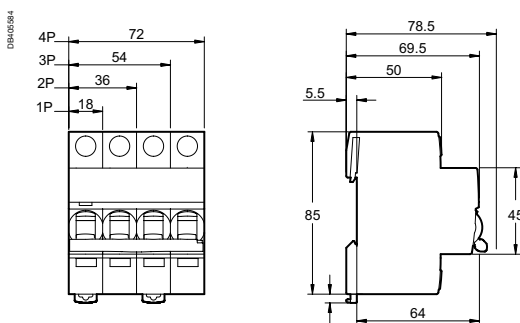


IP40

Technical data

Main characteristics		
According to IEC/EN 60947-2		
Insulation voltage (Ui)		500 V AC
Pollution degree		3
Rated impulse withstand voltage (Uimp)		6 kV
Thermal tripping	Reference temperature	50°C
Magnetic tripping	B curve	4 In ± 20 %
	C curve	8 In ± 20 %
	D curve	12 In ± 20 %
Utilization category		A
According to IEC/EN 60898-1		
Limitation class		3
Rated making and breaking capacity of an individual pole (Icn1)		Icn1 = Icn
Additional characteristics		
Breaking capacity under 1 pole with IT 380-415 V isolated neutral system (case of double fault)	40 A	4 kA
	50/63 A	3 kA
Degree of protection (IEC 60529)	Device only	IP20
	Device in modular enclosure	IP40 Insulation class II
Endurance (O-C)	Electrical	10,000 cycles
	Mechanical	20,000 cycles
Overvoltage category (IEC 60364)		IV
Operating temperature		-35°C to +70°C
Storage temperature		-40°C to +85°C
Tropicalization (IEC 60068-1)		Treatment 2 (relative humidity 95 % to 55°C)

Dimensions (mm)



Weight (g)

Circuit-breaker	
Type	iC60H
1P	125
2P	250
3P	375
4P	500

Acti9 iC60H PoN RCBO 10, 30 and 100 mA

IEC 61009-1, IEC 61009-2-2, BS EN 61009-1

- The single-phase iC60H RCBO's self-contained residual current device carries out complete protection of final circuits:
- protection against short-circuits and cable overloads
- protection of persons against electric shock by direct contact (10, 30 mA sensitivities),
- protection of persons against electric shock by indirect contact (100 mA sensitivity),
- protection of equipment against fires set by leakage currents (100 mA sensitivity).
- The neutral is not interrupted when the device is tripped. Hence iC60H RCBO can be used on most circuits, except for the ones operating under TT or IT earthing systems.



Insulated terminals IP20

Visi-Trip Window
Fault tripping is indicated by a red mechanical indicator on the front face



Positive contact indication
The presence of the green strip indicates physical opening of the contacts and allows operations to be performed on the downstream circuit with complete protection

Test push-button

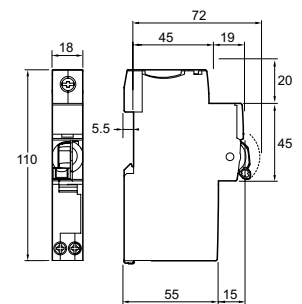
Alternating current (AC) 50/60 Hz	
Breaking capacity (Icn) according to IEC 61009-1	
	Voltage (Ue)
Ph/N	240 V
Rating (In)	6 to 45 A
	10000 A

Technical data

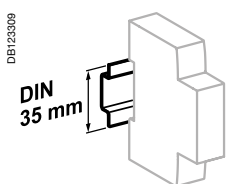
Main characteristics	iC60H PoN RCBO
Insulation voltage (Ui)	400 V AC
Rated impulse withstand voltage (Uimp)	4 kV
Rated residual operating current (IΔn)	10, 30, 100 mA
Thermal tripping Reference temperature	50°C
Limitation class	3
Surge current withstand (8/20 μs) without tripping	250 A
Rated nominal breaking capacity (Icn)	10,000 A
Phase/earth rated residual breaking and making capacity (IΔm)	7,500 A

Additional characteristics	
Plug-on functional earth and neutral connection	
Degree of protection	Device only IP20
	Device in modular enclosure IP40
Endurance (O-C)	Electrical 5,000 cycles
	Mechanical 20,000 cycles
Operating temperature	-15°C to +60°C
Storage temperature	-40°C to +85°C
Tropicalization	Treatment 2 (relative humidity: 95 % at 55°C)

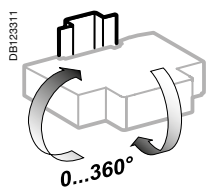
Dimensions (mm)



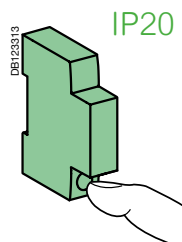
iC60H RCBO



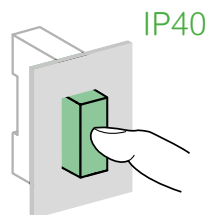
Clip on DIN rail 35 mm.



Indifferent position of installation.



IP20



IP40

Weight (g)

iC60 RCBO	
iC60H PoN RCBO	156

Acti9 iC60H RCBO 10, 30 and 100 mA

IEC 61009-1, IEC 61009-2-2, BS EN 61009-1

- The single-phase iC60H RCBO's self-contained residual current device carries out complete protection of final circuits:
- protection against short-circuits and cable overloads
- protection of persons against electric shock by direct contact (10, 30 mA sensitivities),
- protection of persons against electric shock by indirect contact (100 mA sensitivity),
- protection of equipment against fires set by leakage currents (100 mA sensitivity).
- The neutral is not interrupted when the device is tripped. Hence iC60H RCBO can be used on most circuits, except for the ones operating under TT or IT earthing systems when the neutral needs to be isolated.
- Increased product service life thanks to fast closing independent of the speed of actuation of the toggle.
- Remote indication, open/closed/tripped, by optional auxiliary contacts.

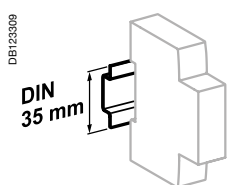
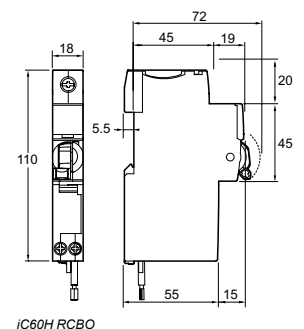


Alternating current (AC) 50/60 Hz		
Breaking capacity (Icn) according to IEC 61009-1		
Ph/N	Voltage (Ue)	
	110 V	240 V
Rating (In)	6 to 45 A	10000 A
	10000 A	10000 A

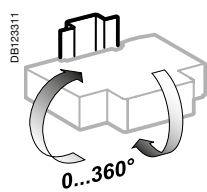
Technical data

Main characteristics		iC60H RCBO
Insulation voltage (Ui)		400 V AC
Rated impulse withstand voltage (Uimp)		4 kV
Rated residual operating current (IΔn)		10, 30, 100 mA
Thermal tripping	Reference temperature	50°C
Limitation class		3
Surge current withstand (8/20 μs) without tripping		250 A
Rated nominal breaking capacity (Icn)		10,000 A
Phase/earth rated residual breaking and making capacity (IΔm)		7,500 A
Additional characteristics		
Degree of protection	Device only	IP20
	Device in modular enclosure	IP40
Endurance (O-C)	Electrical	5,000 cycles
	Mechanical	20,000 cycles
Operating temperature		-15°C to +60°C
Storage temperature		-40°C to +85°C
Tropicalization		Treatment 2 (relative humidity: 95 % at 55°C)

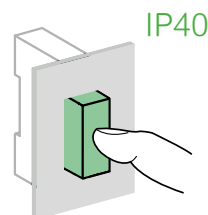
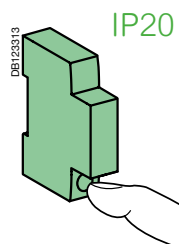
Dimensions (mm)



Clip on DIN rail 35 mm.



Indifferent position of installation.



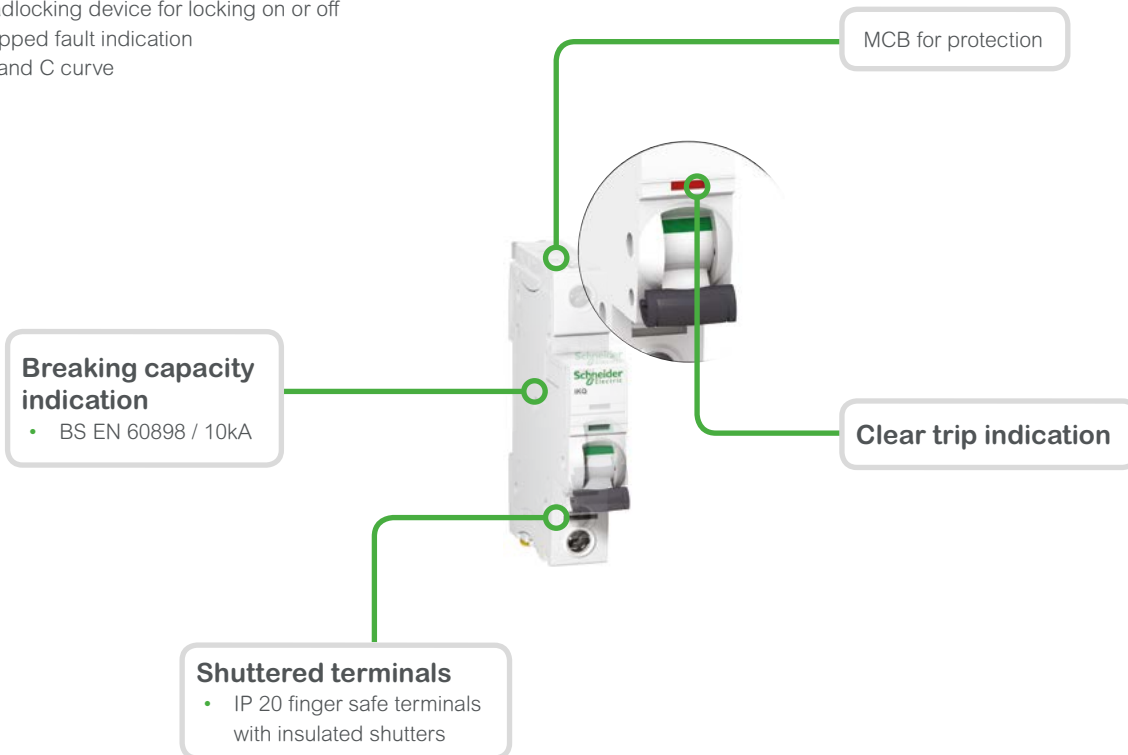
Weight (g)

iC60 RCBO	
iC60H RCBO	205

iKQ
Technical

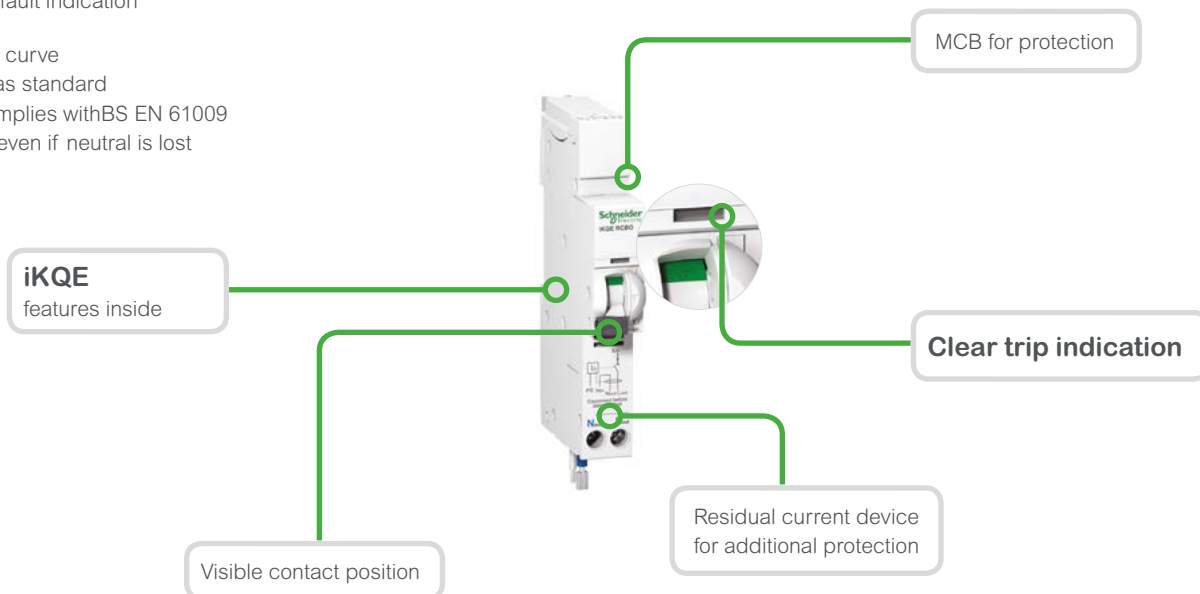
iKQ MCB

- Class 2 front face
- padlocking device for locking on or off
- Tripped fault indication
- B and C curve



iKQ RCBO

- Class 2 front face
- padlocking device for locking on or off
- Tripped fault indication
- B and C curve
- Type A as standard
- Fully complies with BS EN 61009
- Will trip even if neutral is lost



Resi9 Technical

Switch-disconnector



Switch-disconnector

To ensure control and disconnection of loaded electrical circuits

It must be protected:

- Against short circuits occurring downstream
- Against overloads; its rating must be at least equal to the rating of the upstream circuit breaker.



Type	Width	Operating voltage	Rating	Cat. no.
	9 mm module	(V AC)	(A)	
2P	4	400	100	R9S87291

Features:

- Degree of pollution: 2.
- Degree of protection (BS EN 60529): IP20B.

Connection:

- Copper cable:
 - » rigid: Max. 50 mm².
- Flexible: Max. 35 mm².
 - » tightening torque: 3.5 N.m.

Compliance with standards

BS EN 60947-3-1

RCCB residual current circuit breaker



Residual current circuit breakers

High sensitivity (30 mA)

Protection against electric shocks by direct contact. Use at the incoming end of several feeders:

- Recommended for all power sockets.
- Compulsory for all equipment in bathrooms, outdoors, etc.

Medium sensitivity (300mA) TD

Protection against:

- Fire following an insulation fault.
- Electric shocks by indirect contact.
- In the event of tripping of a high-sensitivity residual current protection device downstream, maintains power for the other circuits.
- Use in residential units at the incoming end of the main switchboard.



Type AC	Width	Operating voltage	Sensitivity	Rating	Cat. no.
	9 mm module	(V AC)	(mA)	(A)	
2P	4	230	30	63	R9R81263
			30	100	R9R81291
			300TD	100	R9R85291

Features:

- Degree of pollution: 2.
- Degree of protection (BS EN 60529): IP20B.
- Passive, will not trip in the event of a voltage loss.

Connection:

- Copper cable:
 - » rigid: Max. 35 mm².
- Flexible: Max. 25 mm².
 - » tightening torque: 3.5 N.m.

Compliance with standards

BS EN 61008-1

RCBO Residual current device



Residual current devices

Protection against:

- Cable overloads.
- Short circuits.
- Electric shocks by direct contact.

Use in place of a circuit breaker, for circuits requiring protection against direct contacts:

- Recommended for all power sockets.
- Compulsory for all equipment in bathrooms, outdoors, etc.



Type A	Width	Operating voltage	Sensitivity	Rating	Cat. no.
	9 mm module	(V AC)	(mA)	(A)	B curve
1P+N	2	230	30	6	R9D87806
				10	R9D87810
				16	R9D87816
				20	R9D87820
				32	R9D87832
				40	R9D87840
				50	R9D87850

Features:

- Class Type A
- Breaking capacity: 6000 A.
- Degree of pollution: 2.
- Degree of protection (BS EN 60529): IP20B.
- Passive, will not trip in the event of a voltage loss.

Connection:

- Copper cable:
 - » rigid: Max. 25 mm².
- Flexible: Max. 16 mm².
 - » tightening torque: 2 N.m.

Compliance standards with BS EN 61009-1

Circuit breaker



Circuit breakers

Protection against:

- Cable overloads.
- Short circuits.



Type	Width	Operating voltage	Rating	Cat. no.
	9 mm module	(V AC)	(A)	B curve
	2	230	3	R9F87103
			6	R9F87106
			10	R9F87110
			16	R9F87116
			20	R9F87120
			25	R9F87125
			32	R9F87132
			40	R9F87140
			50	R9F87150
		63	R9F87163	

Features:

- Breaking capacity: 6000 A.
- Degree of pollution: 2.
- Degree of protection (BS EN 60529): IP20B.

Connection:

- Copper cable:
 - » rigid: ≤ 25 A: Max. 25 mm², ≥ 32 A: Max. 35 mm².
 - » flexible: ≤ 25 A: Max. 16 mm², ≥ 32 A: Max. 25 mm².
- Tightening torque:
 - » ≤ 25 A: 2 N.m.
 - » ≥ 32 A: 3.5 N.m.

Compliance with standards

BS EN 60898-1

Terminal block

Features:

- Distribution and sub-distribution of the electric power supply.



Terminal block	Width	Cat. no.
1P		
100A	18 mm	SE1100L

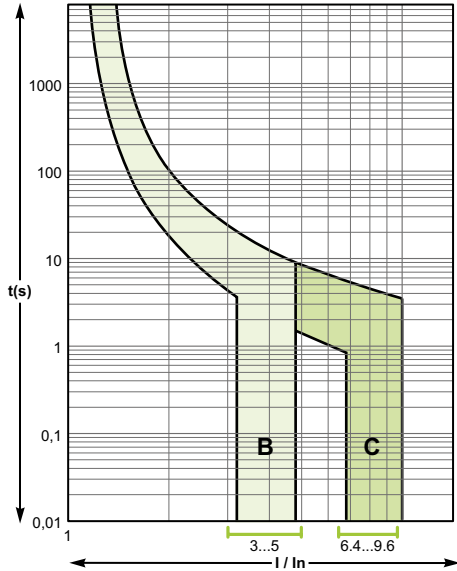
Features:

- Degree of protection (BS EN 60529): IP20B.












Compliance with standards	BS EN 60998-1
---------------------------	---------------

Easy9 Technical

Time current tripping curves Miniature circuit breakers



MCB selection chart for household appliances

Appliance		Capacity	MCB rating (A)	Tripping curves
Air conditioner		1 ton	16	"C"
		1.5 ton	20	
		2 ton	20	
		3 ton	25	
Refrigerator		165 litres	2	"C"
		285 litres	2	
Water heater		1 kW	6	"B"
		3 kW	16	
Electric kettle		1.5 kW	10	"B"
Food processor (50 % load)		200 W	1	"C"
Vacuum cleaner		50 W	0.5	
Toaster		1.2 kW	6	"B"
Cooking range		750 W	4	
		2 kW	10	
Room heater		4.5 kW	25	
		1 kW	6	"B"
Washing machine		2 kW	10	
		300 W	2	
Electric iron		1.3 kW	10	"C"
		750 W	6	
		1.25 kW	6	"B"


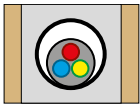
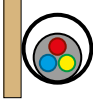
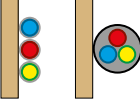
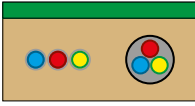
Miniature circuit breakers

Selection of circuit breakers according to the cables to be protected (BS 7671)

- PVC-insulated, copper, flexible or rigid cable.
- Ambient temperature:
 - 30°C in the open air (methods A, B, C, E)
 - 20°C if buried (method D),
- For other situations, refer to BS 7671 standard (or UK wiring regulations).

Function

- Protection from short-circuits.
- Protection of cable from overload.

MCB current rating		Single-phase circuit							
Cable cross section (in mm ²)		1.5	2.5	4	6	10	16	25	35
Type of installation		Maximum rating of the circuit breaker used there (in Ampere)							
A: in conduit or directly in thermally insulated wall, moulding, architrave, window frame									
Single core		10	16	25	32	40	50	80	80
Multicore		10	16	25	32	40	50	70	80
B: in conduit in a wall, in conduit trunking or cable duct on a wall, in building cavity									
Single core		16	20	32	40	50	70	100	125
Multicore		16	20	25	32	50	50	80	80
C: direct on a wall, suspended from ceilings, on unperforated cable tray, in masonry wall									
Single core or multicore		16	25	32	40	63	80	100	125
D: in conduit in the ground									
Multicore or single core		20	25	32	40	50	70	80	80
D: directly in the ground									
Multicore or single core		20	25	32	40	63	80	100	125
E: in free-air, on cable ladder, on perforated cable tray									
Multicore		20	25	40	40	70	80	100	125

Residual current devices

Function

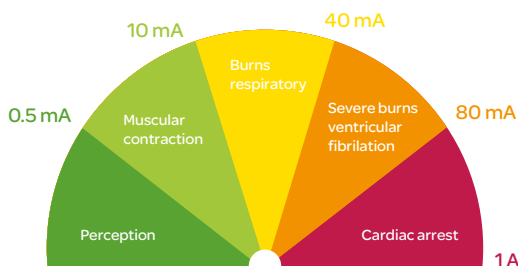
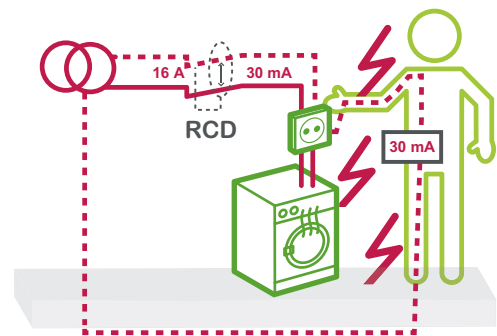
- Protection of persons against electric shock by direct contact (30 mA).
- Protection of installations against the risk of fire (300 mA).
- Protection of persons against electric shock by indirect contact (100 mA to 300 mA).



Operating principle

Protection from electric shocks by direct contact:

- Protection of persons against electric shock by direct contact (30 mA).
- Protection of installations against the risk of fire (300 mA).
- Protection of persons against electric shock by indirect contact (100 mA to 300 mA).



Research worldwide shows that the intensity of current flowing through the body determines the extent and severity of an electric shock.

By measuring the intensity difference between live and neutral conductors, RCDs actually detect the current flowing through the human body. If this current reaches the 30 mA limit, the RCD trips within a few milliseconds, so preventing injury or worse.

- Injuries become serious when currents exceed 40 to 50 mA during one second.
- Theoretically, a 150 mA current flows through the body when a person touches a 230 V energised conductor under dry conditions.

Check RCDs regularly

Test




Testing the RCD every 3 months enables detection of any event that may have impaired its operation



Residual current devices

Selection

Residual current sensitivity

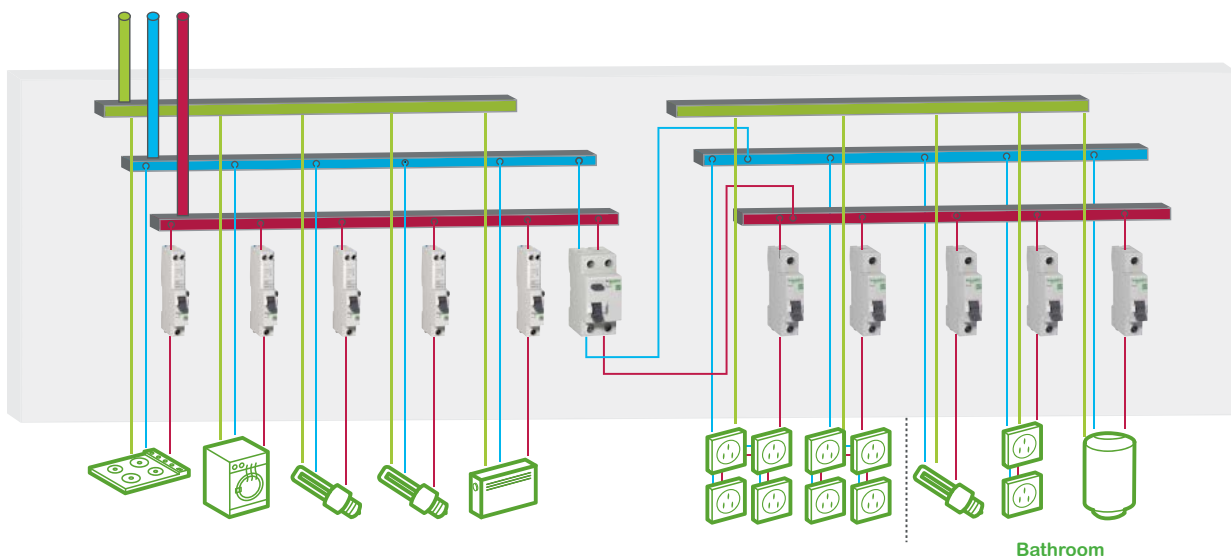
Protection from	Residential	Non-residential	Sensitivity
Electric shocks by direct contact			
	Mandatory protection for all socket outlets Mandatory protection for all electrical equipment in bathroom Recommended for lighting circuits	Mandatory protection for all socket outlets Mandatory protection for all equipment located close to water points	30 mA 10 mA for all applications where required by the standard (e.g.: jacuzzi, swimming pools, etc.)
Fire ignited by leakage current			
	Recommended in old buildings (presence of dust or moisture)	Mandatory in all locations under risk of fire or explosion Recommended in all premises under presence of dust, moisture, chemical agents.	300 mA
Electric shock by indirect contact			
	All circuits in case of "TT" earthing system	All circuits in case of "TT" earthing system	100 mA or 300 mA

Current rating: shall not be in excess of upstream MCB current rating

Requirements from wiring regulation (411.3.3)

Protection by means of a residual current protective device (RCD), shall be provided for:

- Socket outlets with a rated current not exceeding 20 A, mobile equipment with a current rating not exceeding 32 A for use outdoors.
- In rooms containing a bath or a shower.
- Cables in walls/ partitions
- EV charging circuits
- Swimming pools



Switch-disconnectors



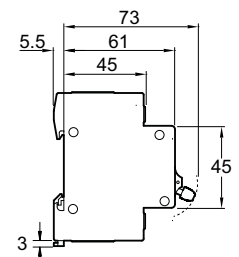
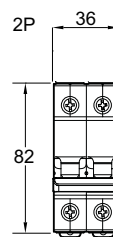
Positive contact indication
 Suitable for isolation according to BSEN 60947-3 standard
 Manual control on front face by O-I lever

Characteristics

Main characteristics			
Operating category		AC-22 A	
Permissible rated short-time withstand current (Icw)		12 Ie, 1 second	
Conditional rated short-circuit current (Inc)		5000 A	
Rated short-circuit closing current (Icm)		15 Ie	
Additional characteristics			
Degree of protection (IEC 60529)	Device only	IP20	
Endurance (O-C)	Mechanical	40 -100 A	8500 cycles
	Electrical	40-100 A	1500 cycles
Operating temperature		-5°C to +55°C	
Storage temperature		-5°C to +70°C	
Tropicalisation (IEC 60068-1)		Treatment 2 (relative humidity 95 % to 55°C)	

Dimensions (mm)

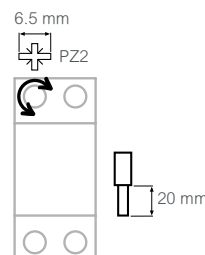
Weight (g)	
Type	Easy9 switch-disconnector
2P	175



Certified compliant BSEN60947-3

Connection

Rigid copper cables	
≤ 50 mm ²	Tightening torque: 3.5 Nm
Flexible copper cables	
≤ 35 mm ²	Tightening torque: 3.5 Nm



RCCB residual current circuit breakers



+ Positive contact indication.
 Fault tripping indication on the front panel by the position of the handle (O - I engraved)

Characteristics

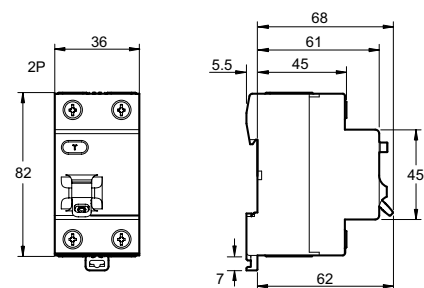
Main characteristics		
Rated impulse withstand voltage (Uimp)	4 kV	
According to IEC 61008-1		
Making and breaking capacity (Im/IΔm)	500 A	
Additional characteristics		
Degree of protection (IEC 60529)	Device only	IP20
Hazardous substances		RoHS 2003 compliant
Tropicalisation (IEC 60068-1)	Treatment 2 (relative humidity 95 % to 55°C)	

Passive, will not trip in the event of a voltage loss

Certified compliant BSEN61008-1

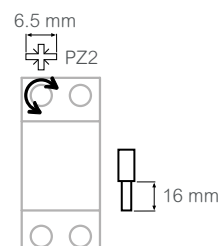
Weight (g) and Dimensions (mm)

Weight (g)	
Type	Easy9 RCCB
2P	195



Connection

Rigid copper cables	
1 to 35 mm ²	Tightening torque: 3.5 Nm
Flexible copper cables	
1 to 25 mm ²	Tightening torque: 3.5 Nm



Miniature circuit breakers 6 kA



Fault tripping indication on the front panel by the position of the handle (O - I engraved)

Characteristics

Main characteristics		
Voltage rating (Ue)		230/400 V AC
Operating frequency		50/60 Hz
Electrical feeding		By the top and bottom
Additional characteristics		
Degree of protection (IEC 60529)	Device only	IP20
Hazardous substances		RoHS 2003 compliant
Tropicalisation (IEC 60068-1)		Treatment 2 (relative humidity 95 % to 55°C)

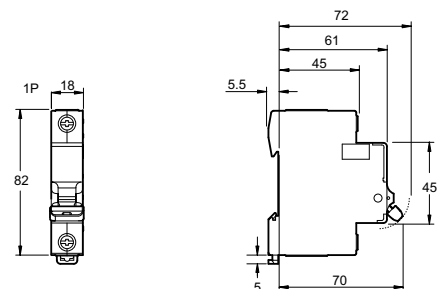
Additional feature

According to EN 60898-1		
Breaking capacity (Icn)		
Ph/N	230 V AC	6000 A
Additional characteristics		
Endurance (O-C)	Electrical	4,000 cycles
	Mechanical	10,000 cycles
Operating temperature		-5°C to +60°C
Storage temperature		-40°C to +85°C

Certified compliant BS EN 60898-1

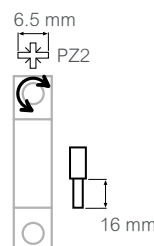
Weight (g) and Dimensions (mm)

Weight (g)	
Type	Easy9 MCB
1P	100




Connection

Rigid copper cables		
3 to 25 A	1 to 25 mm ²	Tightening torque: 2 Nm
32 to 50 A	1 to 35 mm ²	Tightening torque: 3.5 Nm
Flexible copper cables		
3 to 25 A	1 to 16 mm ²	Tightening torque: 2 Nm
32 to 50 A	1 to 25 mm ²	Tightening torque: 3.5 Nm



RCBO residual current devices 6 kA

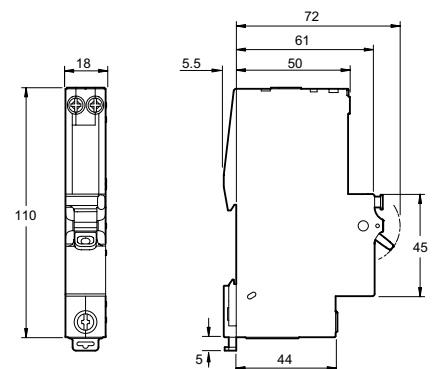


Characteristics

Main characteristics		
Endurance (O-C)	Electrical	4000 cycles
	Mechanical	10000 cycles
Passive, will not trip in the event of a voltage loss		
Additional characteristics		
Degree of protection	Device only	IP20
Overvoltage category (IEC 60364)		IV
Operating temperature		-15°C to +60°C
Storage temperature		-40°C to +85°C
Hazardous substances		RoHS 2003 compliant
Tropicalisation (IEC 60068-1)		Treatment 2 (relative humidity 95 % to 55°C)

Weight (g) and Dimensions (mm)

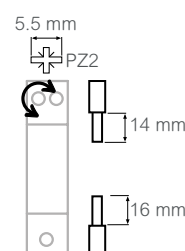
Weight (g)	
Type	Easy9 RCBO
1P+N	180



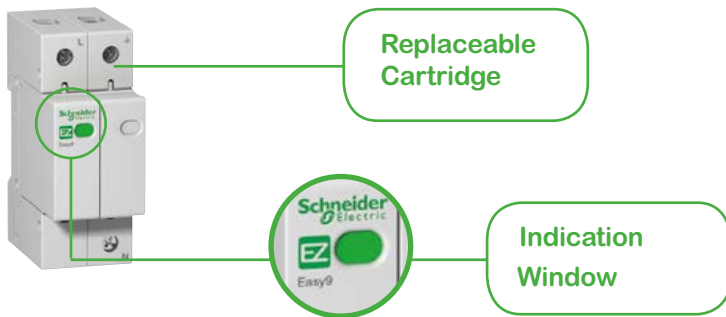
Certified compliant BS EN 61009-1

Connection

Rigid copper cables		
L in	1 to 25 mm ²	Tightening torque: 2 Nm
L and N out	1 to 16 mm ²	Tightening torque: 2 Nm
Flexible copper cables		
L in	1 to 16 mm ²	Tightening torque: 2 Nm
L and N out	1 to 10 mm ²	Tightening torque: 2 Nm



Surge protection device Type 2



Characteristics

Main characteristics		
Network maximum voltage	Ph / N	230 V, 50/60 Hz
Additional characteristics		
Degree of protection (IEC 60529)	Device only	IP20
	Device in modular enclosure	IP40
Storage temperature		-5°C to +70°C
Operating temperature		-5°C to +60°C

Connection

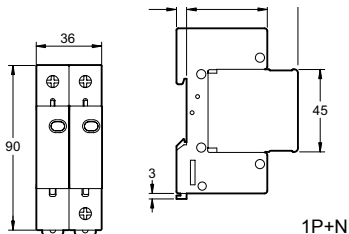
Rigid copper cables	
5 to 35 mm ²	Tightening torque: 2.5 N.m
Flexible copper cables	
5 to 25 mm ²	Tightening torque: 2.5 N.m

Not to be used with TT earthing systems

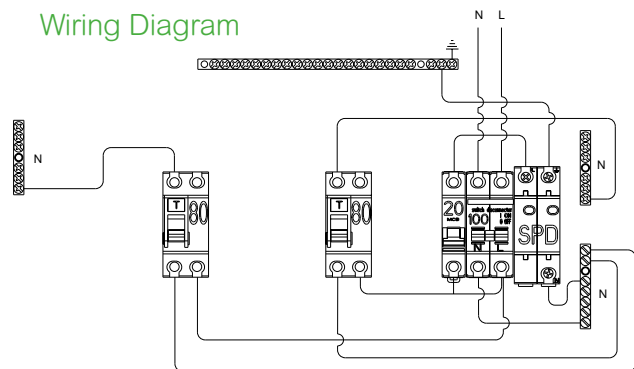
Certified compliant with IEC 61 643-11 type 2

Weight (g) and Dimensions (mm)

Type	
Type	Easy9 SPD
1P+N	188

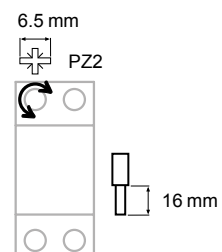


Wiring Diagram



1P+N Easy9 surge arrester

Maximum discharge current (max)	Nominal discharge current (In)	Voltage protection level (Up)	EZ9L33620*
20 kA	10kA	1.3 kV	
Width in 9-mm modules	4		



*Requires a 20amp MCB (EZ9F16120) or order Surge protection kit (EZ9L33620KIT) c/w MCB and cables.

Dimensions and weights



Dimensions and weights

Contents

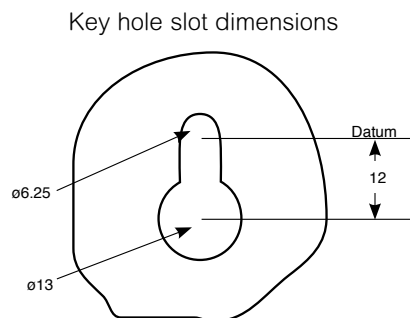
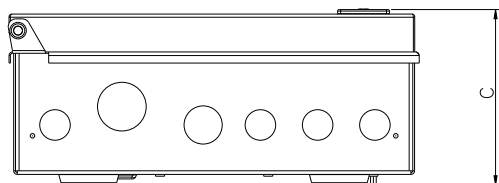
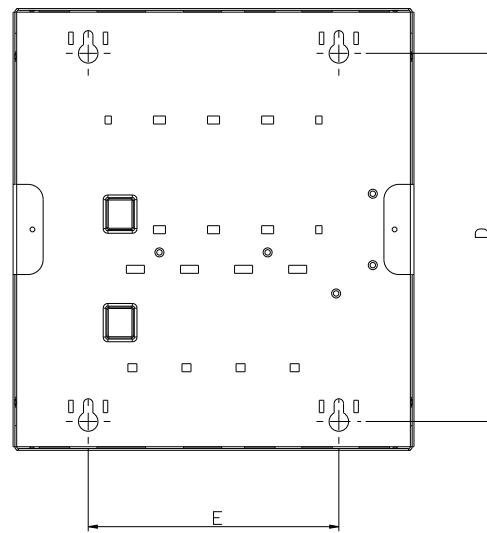
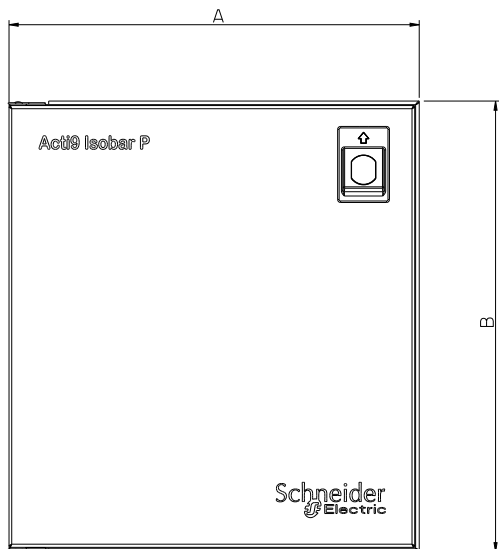
■ Dimensions Section

Acti9 Isobar Dimensions and weights	Pg 126
KQ Loadcenter Dimensions and weights	Pg 131
Resi9 Dimensions and weights	Pg 134
Easy9 Dimensions and weights	Pg 137

Acti9 Isobar Dimensions

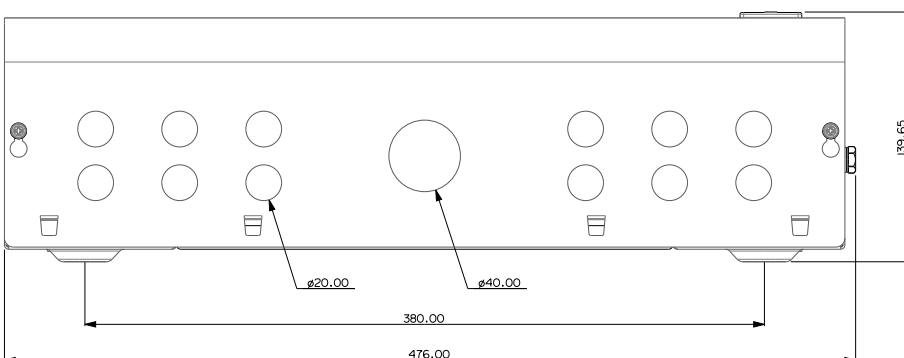
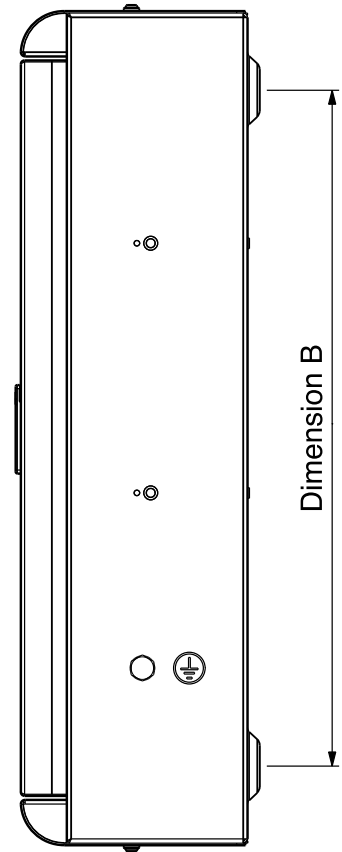
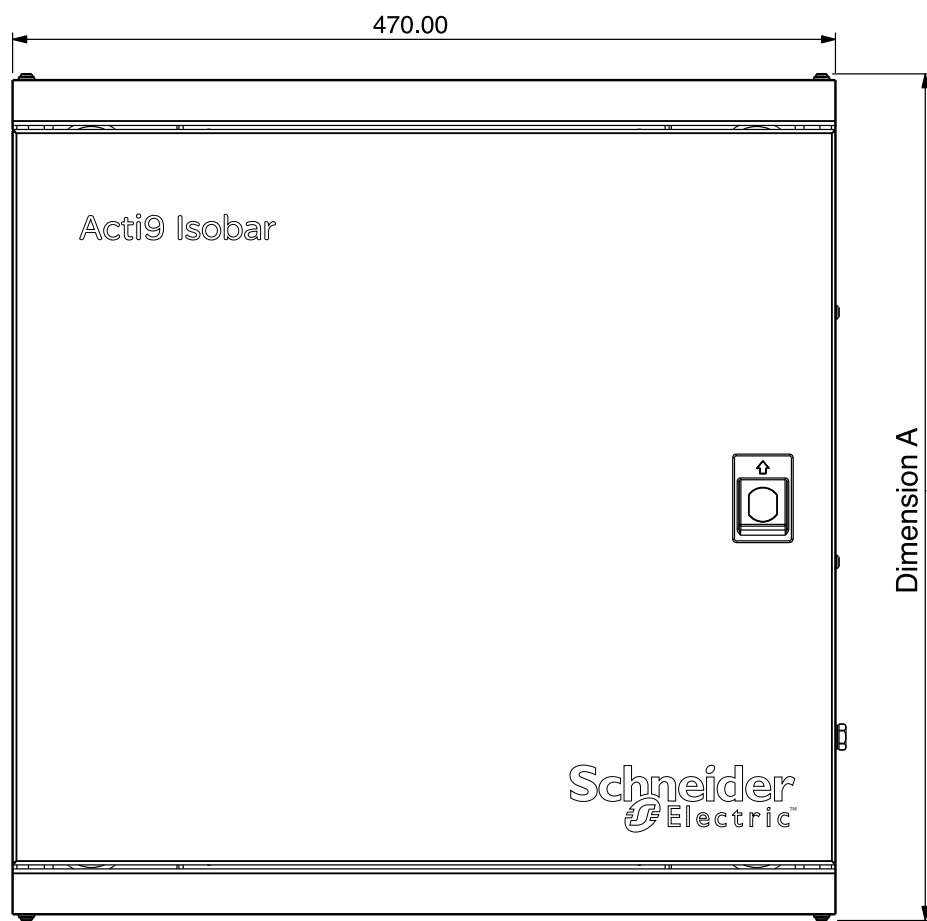
Acti9 Isobar A type distribution boards

MODEL	A	B	C	D	E
SEA9AN2, SEA9APN2	200	300	117	245	114.8
SEA9AN6, SEA9APN6	273	300	117	245	166.8
SEA9AN10, SEA9AN26DS, SEA9APN10	345	300	117	245	238.8
SEA9AN14, SEA9AN56SL, SEA9AN66DS, SEA9AN616MS, SEA9AN108MS, SEA9APN14, SEA9APN616MS, SEA9APN108MS	417	300	117	245	310.8
SEA9AN18, SEA9AN6S6, SEA9AN510SL, SEA9AN96SL, SEA9AN106DS, SEA9AN624MS, SEA9AN1016MS, SEA9AN148MS, SEA9APN18, SEA9APN6S6, SEA9APN624MS, SEA9APN1016MS, SEA9APN148MS	489	300	117	245	382.8
SEA9AN27, SEA9AN10S10, SEA9AN1432MS, SEA9APN27, SEA9APN10S10, SEA9APN1432MS	417	570	117	515	310.8
SEA9AN14S14, SEA9APN14S14	470	700	140	602	380



Acti9 Isobar B type distribution boards

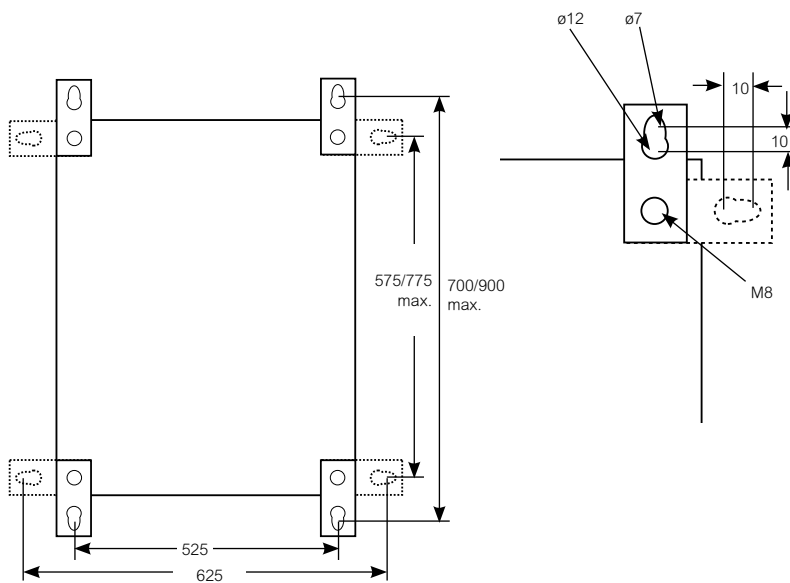
Part number	A	B	Weight
SEA9BN4, SEA9BN6, SEA9BN6M, SEA9BPN4, SEA9BPN6, SEA9BPN6M	484	386	10.5Kg
SEA9BN8, SEA9BN8M, SEA9BPN8, SEA9BPN8M	538	440	11.0Kg
SEA9BN12, SEA9BN12M, SEA9BPN12, SEA9BPN12M	700	602	13.5Kg
SEA9BN16, SEA9BN16M, SEA9BPN16, SEA9BPN16M	808	710	16.0Kg
SEA9BN18, SEA9BN18M, SEA9BPN18, SEA9BPN18M	862	764	16.2Kg
SEA9BN24, SEA9BN24M, SEA9BPN24, SEA9BPN24M	1024	926	22.0Kg



Heavy duty distribution board (125A)

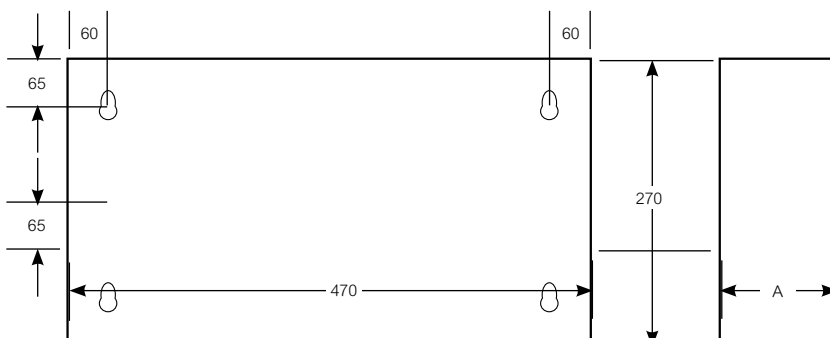
Part number	Number of	Dimensions (mm)			Weight
		Height	Width	Depth	
SEA9BN6HDGK/G-R, SEA9BPN6HDGK/G-R	6	650	600	290*	32.4Kg
SEA9BN8HDGK/G-R, SEA9BPN8HDGK/G-R	8	650	600	290*	32.9Kg
SEA9BN12HDGK/G-R, SEA9BPN12HDGK/G-R	12	850	600	290*	40.1Kg
SEA9BN16HDGK/G-R, SEA9BPN16HDGK/G-R	16	850	600	290*	41.4Kg

* Denotes the maximum depth dimensions with key fitted.



B board extension box enclosures	
Part number	A
SEA9BNEXN	124
SEA9BNEX034N	140
SEA9BNKWH	124
SEA9BNEXA14N	140
SEA9BN100CCI	140
SEA9NDSI	124

* Not compatible with HDGR and HDGK Heavy duty distribution board



B Board Metering

Dual Metering Extension Enclosure

Part number	Dimensions (mm)			Weight
	Height	Width	Depth	
SEA9BNDM160SD	745	1147	139	22 Kg
SEA9BNDM200SD	745	1147	139	22 Kg
SEA9BNDM250SD	745	1147	139	22 Kg
SEA9BNDM160M	745	1147	139	22 Kg
SEA9BNDM200M	745	1147	139	22 Kg
SEA9BNDM250M	745	1147	139	22 Kg

Split Metered Distribution Boards

Part number	Dimensions (mm)			Weight
	Height	Width	Depth	
SEA9BPN1258S8	1294	470	139	28 Kg
SEA9BPN12514S8	1294	470	139	28 Kg
SEA9BPN12516S6	1294	470	139	28 Kg
SEA9BPN12518S4	1294	470	139	28 Kg
SEA9BN1256S8	1294	470	139	28 Kg
SEA9BN12512S8	1294	470	139	28 Kg
SEA9BN12514S6	1294	470	139	28 Kg
SEA9BN12516S4	1294	470	139	28 Kg
SEA9BPN2508S8	1694	470	139	32 Kg
SEA9BPN25014S8	1694	470	139	32 Kg
SEA9BPN25016S6	1694	470	139	32 Kg
SEA9BPN25018S4	1694	470	139	32 Kg
SEA9BN2506S8	1694	470	139	32 Kg
SEA9BN25012S8	1694	470	139	32 Kg
SEA9BN25014S6	1694	470	139	32 Kg
SEA9BN25016S4	1694	470	139	32 Kg

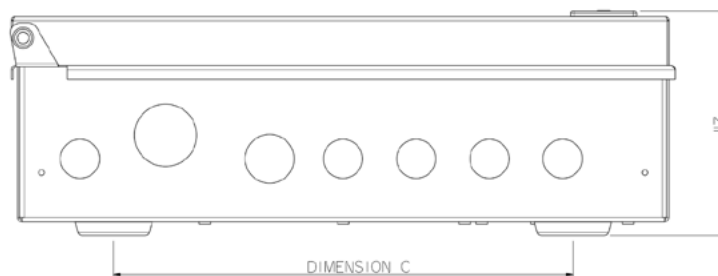
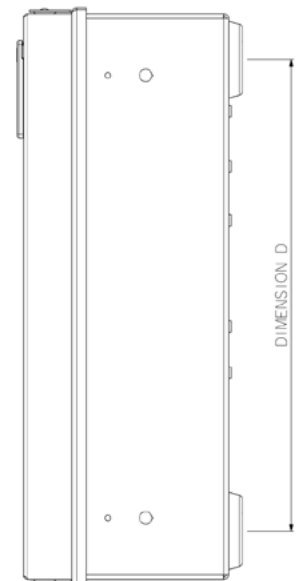
KQ Loadcenter Dimensions



KQ Loadcenter Dimensions

A type distribution board

Part number	Dimensions (mm)			
	A	B	C	D
SE125A6	273	300	166.8	245
SE125A8	345	300	238.8	245
SE125A12	417	300	310.8	245
SE125A16	489	300	382.8	245
SE125A24*	417	530	310.8	245
SE125A4SL6	489	300	382.8	245
SE125A5SL5	417	300	310.8	245
SE125A4SL8	489	300	382.8	245
SE125A6SL6	489	300	382.8	245
SEAE16	489	300	382.8	245



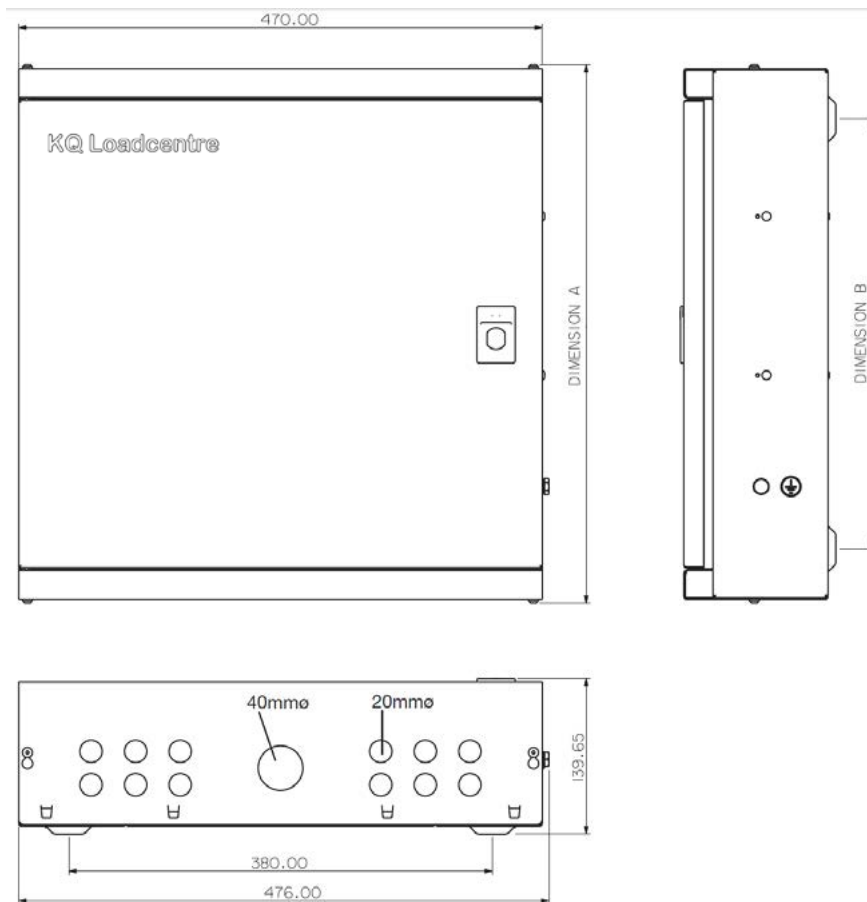
KQ Loadcenter Dimensions

B type distribution board - 250A

Part number	Dimensions (mm)	
	A	B
SE12B250	484	386
SE18B250	484	386
SE24B250	538	440
SE36B250	700	602
SE48B250	808	710
SE54B250	862	764
SE72B250	1024	872

Split metering distribution boards

Part number	Dimensions (mm)	
	A	B
125 amp	1290	1002
250 amp	1694	1406



Resi9 Dimensions

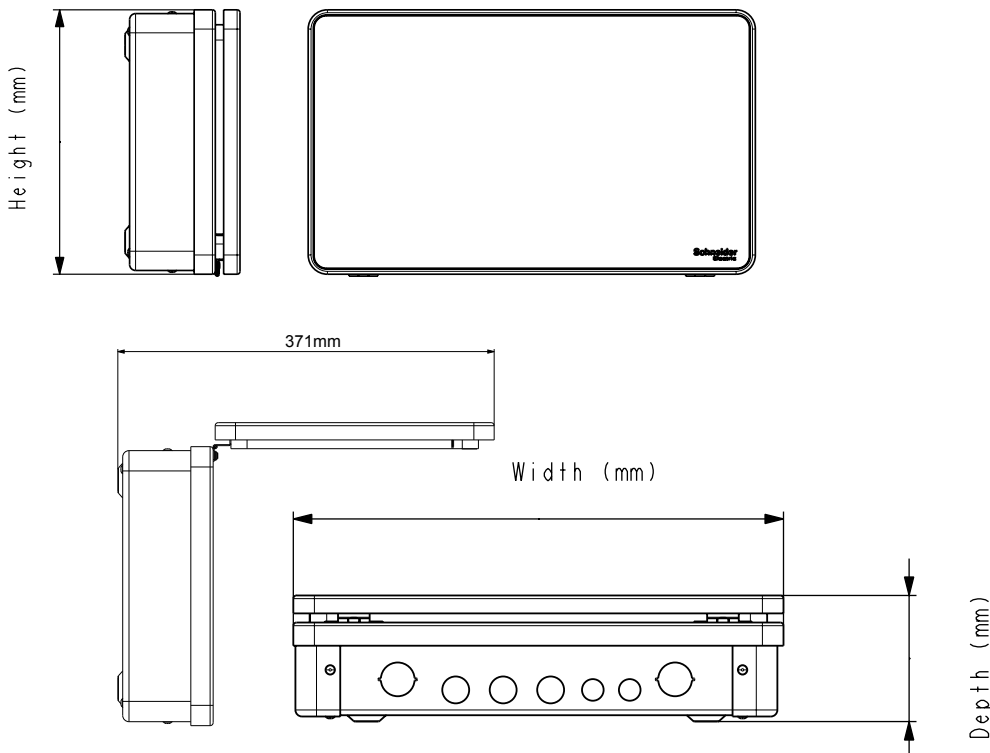
Technical guide

Resi9 consumer unit dimensions

Ref No	Type	No ways	Height (mm)	Width (mm)	Depth (mm)
R9HM2	Standard	2	277	213	120
R9HM4	Standard	4	277	249	120
R9HM6	Standard	6	277	285	120
R9HM8	Standard	8	277	321	120
R9HM12	Standard	12	277	391	120
R9HM16	Standard	16	277	465	120
R9HMSR6R6	Split	12	277	465	120
R9HMDS2R5R5	Multiple	12	277	465	120
R9HMS2R5R5	Multiple	12	277	465	120
R9HMS4R6	Split	10	277	391	120
R9HMS5R5	Split	10	277	391	120
R9HMS6R4	Split	10	277	391	120
R9HMS7R7	Split	14	277	465	120
R9HMDS2R5R5S	TD multiple	12	277	465	120

- Note: Incoming and outgoing devices must be selected separately from the Resi9 devices section.
- The following references are supplied with switch disconnector and RCDs fitted:- R9HMSR6R6, R9HMS2R5R5, R9HMDS2R5R5

Dimensions



Dimensions/knockouts

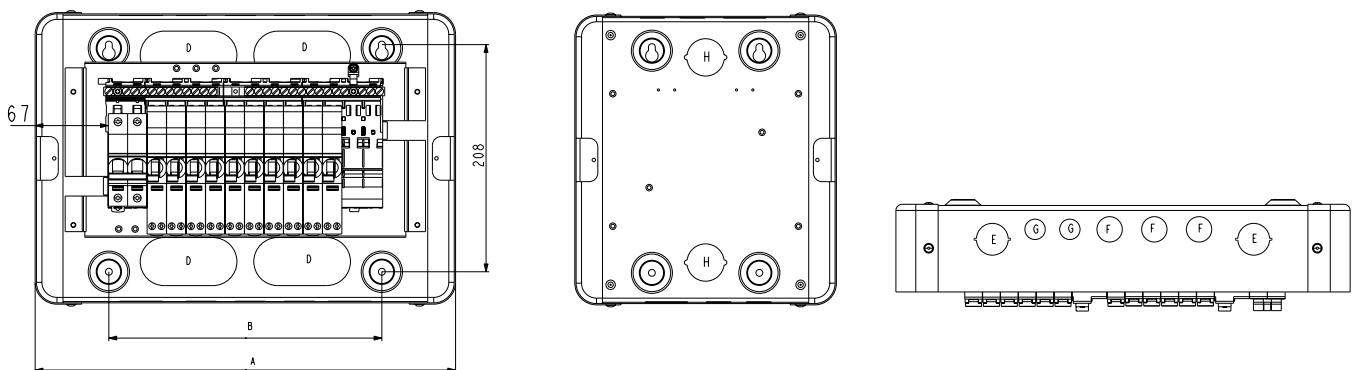
Dimensions

Ref No	Dimensions (mm)		44x86mm	Dia 32mm	Dia 25mm	Dia 20mm	Dia 32mm (rear)
	A	B					
R9HM2	205	75	-	1	-	1	2
R9HM4	241	111	-	1	-	2	2
R9HM6	277	139	2	1	2	1	-
R9HM8	313	171	2	1	2	2	-
R9HM12	385	250	4	2	3	-	-
R9HM16	457	322	4	2	3	2	-
R9HMSR6R6	385	250	4	2	3	-	-
R9HMDS2R5R5	385	250	4	2	3	-	-
R9HMS2R5R5	385	250	4	2	3	-	-
R9HMS4R6	385	250	4	2	3	-	-
R9HMS5R5	385	250	4	2	3	-	-
R9HMS6R4	385	250	4	2	3	-	-
R9HMS7R7	457	322	4	2	3	2	-
R9HMDR2R5R5S	385	250	4	2	3	-	-

Technical data

Max. busbar current rating (A)	100
Max. operating voltage (V)	240
Operating frequency (Hz)	50
Max. incoming cable capacity mm ² (phase and neutral)	50
Max. outgoing cable capacity mm ²	25
Certification	BS EN 61439-3
IP rating BS EN 60529 (internal)	IP2XB

Dimensions



Easy9 Dimensions

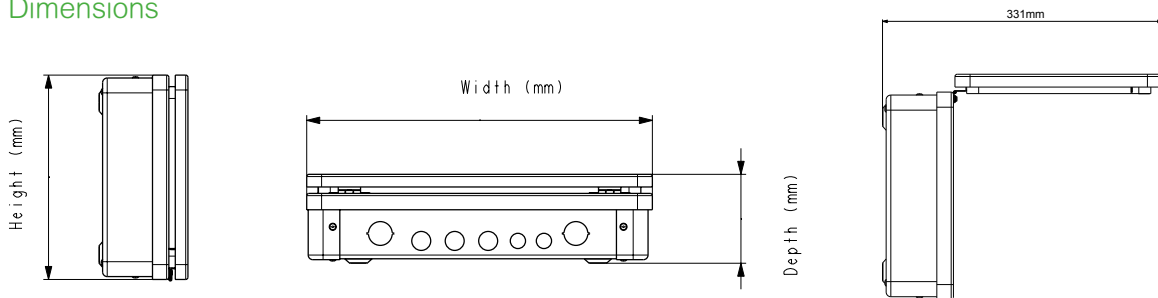


Technical

Dimensions

Ref No	Type	Usable ways	Height (mm)	Width (mm)	Depth (mm)
EZ9E2MCU	Standard	2	277	213	120
EZ9E4MCU	Standard	4	277	249	120
EZ9E6MCU	Standard	6	277	285	120
EZ9E8MCU	Standard	8	277	321	120
EZ9E12MCU	Standard	12	277	393	120
EZ9E16MCU	Standard	16	277	465	120
EZ9E20MCU	Standard	20	277	537	120
EZ9EFS12MCU	Flexible split	12	277	465	120
EZ9EFS16MCU	Flexible split	16	277	537	120
EZ9ER4R4MCU	Split	8	277	393	120
EZ9ER6R6MCU	Split	12	277	465	120
EZ9ER6R6DMCU	Split	12	277	465	120
EZ9ER8R8DMCU	Split	16	277	537	120
EZ9ES2R5R5DMCU	Multiple	12	277	465	120
EZ9ES2R7R7DMCU	Multiple	16	277	537	120
EZ9ER4R4MRE	Split	8	277	393	120
EZ9ER6R6MRE	Split	12	277	465	120
EZ9ES2R5R5DMRE	Multiple	12	277	465	120
EZ9EGARAGE63	Garage	2	277	213	120
EZ9ESHOWER63	Shower	2	277	213	120
EZ9EPVR6R6DMCU	PV	12	277	537	120
EZ9ESLR7R6DMCU	SPD	13	277	537	120
EZ9ESL3R5R5DMCU	SPD	13	277	537	120

Dimensions

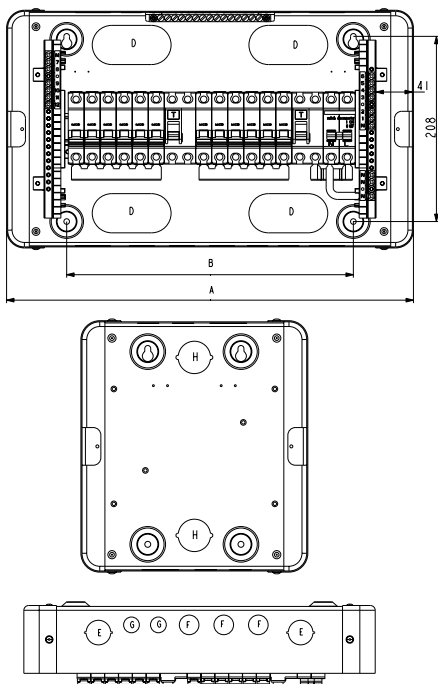


Dimensions / knockouts

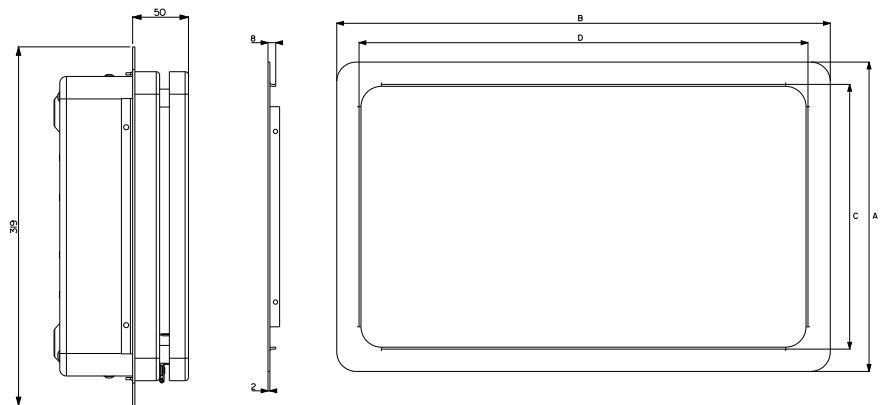
Ref No	Dimensions (mm)		44x86mm	Dia. 32mm	Dia. 25mm	Dia. 20mm	Dia. 32mm (rear)
	A	B	D	E	F	G	H
EZ9E2MCU	205	75	-	1	-	1	2
EZ9E4MCU	241	111	-	1	-	2	2
EZ9E6MCU	277	139	2	1	2	1	-
EZ9E8MCU	313	171	2	1	2	2	-
EZ9E12MCU	385	250	4	2	3	-	-
EZ9E16MCU	457	322	4	2	3	2	-
EZ9E20MCU	529	394	6	2	3	2	-
EZ9EFS12MCU	457	322	4	2	3	2	-
EZ9EFS16MCU	529	394	6	2	3	2	-
EZ9ER4R4MCU	385	250	4	2	3	-	-
EZ9ER6R6MCU	457	322	4	2	3	2	-
EZ9ER6R6DMCU	457	322	4	2	3	2	-
EZ9ER8R8DMCU	529	394	6	2	3	2	-
EZ9ES2R5R5DMCU	457	322	4	2	3	2	-
EZ9ES2R7R7DMCU	529	394	6	2	3	2	-
EZ9ER4R4MRE	385	250	4	2	3	-	-
EZ9ER6R6MRE	457	322	4	2	3	2	-
EZ9ES2R5R5DMRE	457	322	4	2	3	2	-
EZ9EGARAGE63	205	75	-	1	-	1	2
EZ9ESHOWER63	205	75	-	-	-	-	-
EZ9EPVR6R6DMCU	529	394	6	-	-	-	-
EZ9ESLR7R6DMCU	529	394	6	-	-	-	-
EZ9ESL3R5R5DMCU	529	394	6	-	-	-	-

Dimensions (mm)

Semi-Flush mount frame



Ref No	Description	External Dimensions (mm)		Internal cut out Dimensions (mm)	
		A	B	C	D
EZ9EFLKIT12	EZ9 SEMI-FLUSH MOUNT 12	319	437	273	391
EZ9EFLKIT16	EZ9 SEMI-FLUSH MOUNT 16	319	509	273	463
EZ9EFLKIT20	EZ9 SEMI-FLUSH MOUNT 20	319	581	273	535





Index

Index

Reference	PG	Reference	PG	Reference	PG	Reference	PG	Reference	PG
A9D01806	22, 36	A9D56806	22, 36	A9F54263	21, 34	EZ9EFLKIT12	89	SE10C325	55
A9D01810	22, 36	A9D56810	22, 36	A9F55101	21, 34	EZ9EFLKIT16	89	SE10C332	55
A9D01816	22, 36	A9D56816	22, 36	A9F55102	21, 34	EZ9EFLKIT20	89	SE10C340	55
A9D01820	22, 36	A9D56820	22, 36	A9F55104	21, 34	EZ9EFS12MCU	88	SE10C350	55
A9D01825	22, 36	A9D56825	22, 36	A9F55106	21, 34	EZ9EFS16MCU	88	SE10C363	55
A9D01832	22, 36	A9D56832	22, 36	A9F55110	21, 34	EZ9EGARAGE63	89	SE10D106	56
A9D01840	22, 36	A9D56840	22, 36	A9F55116	21, 34	EZ9EPVVR6R6DMCU	89	SE10D110	56
A9D01845	22, 36	A9D56845	22, 36	A9F55120	21, 34	EZ9ER4R4MCU	88	SE10D116	56
A9D05806	22, 36	A9F53101	21, 34	A9F55125	21, 34	EZ9ER4R4MRE	88	SE10D120	56
A9D05810	22, 36	A9F53102	21, 34	A9F55132	21, 34	EZ9ER6R6DMCU	88	SE10D125	56
A9D05816	22, 36	A9F53103	21, 34	A9F55140	21, 34	EZ9ER6R6MCU	88	SE10D132	56
A9D05820	22, 36	A9F53104	21, 34	A9F55150	21, 34	EZ9ER6R6MRE	88	SE10D140	56
A9D05825	22, 36	A9F53106	21, 34	A9F55163	21, 34	EZ9ER8R8DMCU	88	SE10D150	56
A9D05832	22, 36	A9F53110	21, 34	A9F55201	21, 34	EZ9ES2R5R5DMCU	88	SE10D163	56
A9D05840	22, 36	A9F53116	21, 34	A9F55202	21, 34	EZ9ES2R5R5DMRE	88	SE10D206	56
A9D05845	22, 36	A9F53120	21, 34	A9F55204	21, 34	EZ9ES2R7R7DMCU	88	SE10D210	56
A9D06806	22, 36	A9F53125	21, 34	A9F55206	21, 34	EZ9ESHOWER63	89	SE10D216	56
A9D06810	22, 36	A9F53132	21, 34	A9F55210	21, 34	EZ9ESL3R5R5DMCU	88	SE10D220	56
A9D06816	22, 36	A9F53140	21, 34	A9F55216	21, 34	EZ9ESLR7R6DMCU	88	SE10D225	56
A9D06820	22, 36	A9F53150	21, 34	A9F55220	21, 34	KQ10C3100	56	SE10D232	56
A9D06825	22, 36	A9F53163	21, 34	A9F55225	21, 34	KQ10C380	56	SE10D240	56
A9D06832	22, 36	A9F53201	21, 34	A9F55232	21, 34	LV434021	42	SE10D250	56
A9D06840	22, 36	A9F53202	21, 34	A9F55240	21, 34	RSD4IP54	58	SE10D263	56
A9D06845	22, 36	A9F53204	21, 34	A9F55250	21, 34	SE100MCCB3L	53	SE10D306	56
A9D10806	23, 37	A9F53206	21, 34	A9F55263	21, 34	SE10B103	55	SE10D310	56
A9D10810	23, 37	A9F53210	21, 34	A9MEM1520	41	SE10B106	55	SE10D316	56
A9D10816	23, 37	A9F53216	21, 34	A9MEM1521	41	SE10B110	55	SE10D320	56
A9D10820	23, 37	A9F53220	21, 34	A9MEM1522	41	SE10B116	55	SE10D325	56
A9D10825	23, 37	A9F53225	21, 34	A9MEM1540	41	SE10B120	55	SE10D332	56
A9D10832	23, 37	A9F53232	21, 34	A9MEM1541	41	SE10B125	55	SE10D340	56
A9D10840	23, 37	A9F53240	21, 34	A9MEM1542	41	SE10B132	55	SE10D350	56
A9D10845	23, 37	A9F53250	21, 34	A9MEM1563	41	SE10B140	55	SE10D363	56
A9D11806	23, 37	A9F53263	21, 34	A9PTGEXTNP	41	SE10B150	55	SE1100L	50, 54
A9D11810	23, 37	A9F54101	21, 34	A9PTGRK	41	SE10B163	55	SE125A12	49, 132
A9D11816	23, 37	A9F54102	21, 34	A9R11480	31	SE10C106	55	SE125A16	49, 132
A9D11820	23, 37	A9F54104	21, 34	A9R12463	31	SE10C110	55	SE125A24	49, 132
A9D11825	23, 37	A9F54106	21, 34	A9R14491	31	SE10C116	55	SE125A4SL6	132
A9D11832	23, 37	A9F54110	21, 34	A9R15463	31	SE10C120	55	SE125A4SL8	132
A9D11840	23, 37	A9F54116	21, 34	A9R15491	31	SE10C125	55	SE125A5SL5	132
A9D11845	23, 37	A9F54120	21, 34	A9R41463	31	SE10C132	55	SE125A6	49
A9D12806	23, 37	A9F54125	21, 34	A9R44463	31	SE10C140	55	SE125A6	132
A9D12810	23, 37	A9F54132	21, 34	A9XMWA20	42	SE10C150	55	SE125A6SL6	132
A9D12816	23, 37	A9F54140	21, 34	Acti9 Powertag 1P+N	41	SE10C163	55	SE125A8	49, 132
A9D12820	23, 37	A9F54150	21, 34	Acti9 Powertag 1P+N	41	SE10C206	55	SE125L2	50
A9D12825	23, 37	A9F54163	21, 34	Acti9 Powertag 1PN	41	SE10C210	55	SE125L4	52
A9D12832	23, 37	A9F54201	21, 34	Acti9 Powertag 3P Max		SE10C216	55	SE125SPP	54
A9D12840	23, 37	A9F54202	21, 34	63A	41	SE10C220	55	SE125SW2	50
A9D12845	23, 37	A9F54204	21, 34	Acti9 Powertag 3P+N	41	SE10C225	55	SE125SW3L	52
A9D31806	23, 37	A9F54206	21, 34	Acti9 Powertag 3P+N	41	SE10C232	55	SE125SW4	52
A9D31810	23, 37	A9F54210	21, 34	EZ9E12MCU	88	SE10C240	55	SE12B250	51, 52, 133
A9D31816	23, 37	A9F54216	21, 34	EZ9E16MCU	88	SE10C250	55	SE12B2D	59
A9D31820	23, 37	A9F54220	21, 34	EZ9E20MCU	88	SE10C263	55	SE160MCCB3L	53
A9D31825	23, 37	A9F54225	21, 34	EZ9E2MCU	88	SE10C306	55	SE160MCCB3LSM	53
A9D31832	23, 37	A9F54232	21, 34	EZ9E4MCU	88	SE10C310	55	SE160RCD	53
A9D31840	23, 37	A9F54240	21, 34	EZ9E6MCU	88	SE10C316	55	SE160SW3L	53
A9D31845	23, 37	A9F54250	21, 34	EZ9E8MCU	88	SE10C320	55	SE160SW4	53

Index

Reference	PG	Reference	PG	Reference	PG	Reference	PG	Reference	PG
SE160SW4SM	53	SEA9AN18	127	SEA9BL	39	SEA9BN8	28	SEA9BPN25018S430, 130	
SE17BES	59	SEA9AN18C	25	SEA9BN100CCI	32	SEA9BN8	128	SEA9BPN2508S8 30, 130	
SE18B250	51, 52, 133	SEA9AN18FK	25	SEA9BN100CCI	129	SEA9BN8HDGK/G-R	129	SEA9BPN4	28
SE18B2D	59	SEA9AN2	18	SEA9BN12	28	SEA9BN8M	28	SEA9BPN4	128
SE18BCD	59	SEA9AN2, SEA9APN2	127	SEA9BN12	128	SEA9BN8M	128	SEA9BPN6	28
SE200MCCB3L	53	SEA9AN26DS	19	SEA9BN12512S8	29	SEA9BN8XP	40	SEA9BPN6	128
SE200MCCB3LSM	53	SEA9AN26DS	127	SEA9BN12512S8	130	SEA9BN8XS	40	SEA9BPN6HDGK	30
SE200SW3L	53	SEA9AN27	18	SEA9BN12514S6	29	SEA9BNBCE25	39	SEA9BPN6HDGK/G-R	129
SE200SW4	53	SEA9AN27	127	SEA9BN12514S6	130	SEA9BNC	39	SEA9BPN6HDGR	30
SE200SW4SM	53	SEA9AN27C	25	SEA9BN12516S4	29	SEA9BNDM160M	33, 130	SEA9BPN6M	28
SE24B250	51, 52, 133	SEA9AN51OSL	19	SEA9BN12516S4	130	SEA9BNDM160SD32, 130		SEA9BPN6M	128
SE250L4P	53	SEA9AN51OSL	127	SEA9BN1256S8	29	SEA9BNDM200M	32, 130	SEA9BPN8	28
SE250MCCB3L	53	SEA9AN56SL	19	SEA9BN1256S8	130	SEA9BNDM200SD32, 130		SEA9BPN8	128
SE250MCCB3LSM	53	SEA9AN56SL	127	SEA9BN12HDGK/G-R	129	SEA9BNDM250M	33, 130	SEA9BPN8HDGK	30
SE250MET	53	SEA9AN6	18	SEA9BN12M	28	SEA9BNDM250SD32, 130		SEA9BPN8HDGK/G-R	129
SE250SPP	54	SEA9AN6	127	SEA9BN12M	128	SEA9BNEX034N	40, 129	SEA9BPN8HDGR	30
SE250SW3L	53	SEA9AN616MS	19	SEA9BN12SXP	40	SEA9BNEXA14N	40, 129	SEA9BPN8M	28
SE250SW4	53	SEA9AN616MS	127	SEA9BN12SXS	40	SEA9BNEXN	40, 129	SEA9BPN8M	128
SE250SW4SM	53	SEA9AN624MS	19	SEA9BN16	28	SEA9BNKWH	29, 129	SEA9DE16	25
SE36B250	51, 52, 133	SEA9AN624MS	127	SEA9BN16	128	SEA9BNKWHP	29	SEA9DE24	25
SE36B3D	59	SEA9AN66DS	19	SEA9BN16HDGK/G-R	129	SEA9BNMETE	29	SEA9DE32	25
SE36BCD	59	SEA9AN66DS	127	SEA9BN16M	28	SEA9BNSJKN	39	SEA9DE40	25
SE48B250	51, 52, 133	SEA9AN6C	25	SEA9BN16M	128	SEA9BNTJKA	39	SEA9DE64	25
SE54B250	51, 52, 133	SEA9AN6FK	25	SEA9BN16SXP	40	SEA9BNTJKB	39	SEA9FCF	39
SE54B4D	59	SEA9AN6S6	127	SEA9BN16SXS	40	SEA9BNTJKN	39	SEA9ISOKEY	39
SE54BCD	59	SEA9AN96SL	19	SEA9BN18	28	SEA9BNWL	39	SEA9LA	39
SE63SLK	54	SEA9AN96SL	127	SEA9BN18	128	SEA9BP	25, 39	SEA9NA10	25
SE72B250	51, 52, 133	SEA9ANWLV	25	SEA9BN18M	28	SEA9BP3	25, 39	SEA9NA14	25
SE72BL	54	SEA9APN10	18	SEA9BN18M	128	SEA9BPN12	28	SEA9NA18	25
SEA10S10 *	49	SEA9APN10	127	SEA9BN24	28	SEA9BPN12	128	SEA9NA27	25
SEA14S14 *	49	SEA9APN1016MS	18	SEA9BN24	128	SEA9BPN12514S829, 130		SEA9NA6	25
SEA91252	20	SEA9APN1016MS	127	SEA9BN24M	28	SEA9BPN12516S629, 130		SEA9NB12	39
SEA91253N	31	SEA9APN108MS	18	SEA9BN24M	128	SEA9BPN12518S429, 130		SEA9NB16	39
SEA91254	31	SEA9APN108MS	127	SEA9BN24SXP	40	SEA9BPN1258S8 29, 130		SEA9NB24	39
SEA9250SPEV	39	SEA9APN10S10	127	SEA9BN24SXS	40	SEA9BPN12HDGK	30	SEA9NB4	39
SEA9AN10	18	SEA9APN10S10	127	SEA9BN25012S8	30	SEA9BPN12HDGK/G-R	129	SEA9NB6	39
SEA9AN10	127	SEA9APN14	18	SEA9BN25012S8	130	SEA9BPN12HDGR	30	SEA9NB8	39
SEA9AN1016MS	19	SEA9APN14	127	SEA9BN25014S6	30	SEA9BPN12M	28	SEA9NCB1604SM	33
SEA9AN1016MS	127	SEA9APN1432MS	18	SEA9BN25014S6	130	SEA9BPN12M	128	SEA9NCB2004SM	33
SEA9AN106DS	19	SEA9APN148MS	18	SEA9BN25016S4	30	SEA9BPN16	28	SEA9NCB2504SM	33
SEA9AN106DS	127	SEA9APN148MS	127	SEA9BN25016S4	130	SEA9BPN16	128	SEA9NDSI	32, 129
SEA9AN108MS	19	SEA9APN14S14	127	SEA9BN2506S8	30	SEA9BPN16HDGK	30	SEA9NEK1	39
SEA9AN108MS	127	SEA9APN18	18	SEA9BN2506S8	130	SEA9BPN16HDGK/G-R	129	SEA9NEK2	39
SEA9AN10C	25	SEA9APN18	127	SEA9BN3110	29	SEA9BPN16HDGR	30	SEA9NEK3	39
SEA9AN10FK	25	SEA9APN2	18	SEA9BN3155	29	SEA9BPN16M	28	SEA9NI1604SM	33
SEA9AN10S10	127	SEA9APN27	18	SEA9BN3210	29	SEA9BPN16M	128	SEA9NI2004SM	33
SEA9AN14	18	SEA9APN27	127	SEA9BN3255	29	SEA9BPN18	28	SEA9NI2504SM	33
SEA9AN14	127	SEA9APN6	18	SEA9BN4	28	SEA9BPN18	128	SEA9NKIT	25, 39
SEA9AN1432MS	19	SEA9APN6	127	SEA9BN4	128	SEA9BPN18M	28	SEA9P125SPKIT	39
SEA9AN1432MS	127	SEA9APN616MS	18	SEA9BN4SXP	40	SEA9BPN18M	128	SEA9PD	25, 39
SEA9AN148MS	19	SEA9APN616MS	127	SEA9BN4SXS	40	SEA9BPN24	28	SEA9PNCB1004	31
SEA9AN148MS	127	SEA9APN624MS	18	SEA9BN6	28	SEA9BPN24	128	SEA9PNCB1604	31
SEA9AN14C	25	SEA9APN624MS	127	SEA9BN63SPL	39	SEA9BPN24M	28	SEA9PNCB2004	31
SEA9AN14FK	25	SEA9APN6S6	127	SEA9BN6HDGK/G-R	129	SEA9BPN24M	128	SEA9PNCB2504	31
SEA9AN14S14	127	SEA9BGPEXN	39	SEA9BN6M	28	SEA9BPN25014S830, 130		SEA9PNI1603	31
SEA9AN18	18	SEA9BL	25	SEA9BN6M	128	SEA9BPN25016S630, 130		SEA9PNI1604	31

Index

Reference	PG	Reference	PG	Reference	PG
SEA9PNI160RCCB	32	SED40304	58	SESDC	50, 54
SEA9PNI2003	31	SED63032	50, 58	SESJK	54
SEA9PNI2004	31	SED63034	58	SiB Ethernet/Wireless	42
SEA9PNI2254	31	SED63102	50, 58	SiB Modbus	42
SEA9PNI2503	31	SED63104	58	SiD Wireless concentrator	42
SEA9PNI2504	31	SED63302	50, 58	W29370	54
SEA9PNTB2504	32	SED63304	58		
SEA9PTB1254	32	SED80032	58		
SEA9R11280	20	SED80034	52, 58		
SEA9R11291	20	SEDNBP	50		
SEA9R12263	20	SEDNBP3	54		
SEA9R12280	20	SEE106B03	57		
SEA9R12291	20	SEE106C01	57		
SEA9R14280	20	SEE106C03	57		
SEA9R14291	20	SEE106C10	57		
SEA9R15280	20	SEE110B03	57		
SEA9R15291	20	SEE110C01	57		
SEA9R41263	20	SEE110C03	57		
SEA9R44263	20	SEE110C10	57		
SEA9TB1001	25	SEE116B03	57		
SEA9TB1001	39	SEE116C01	57		
SEA9TB1252	20	SEE116C03	57		
SEA9XMEA08	42	SEE116C10	57		
SEA9XMSB11	42	SEE120B03	57		
SEAE16	50, 132	SEE120C01	57		
SEB36S24125	52	SEE120C03	57		
SEB36S24250	52	SEE120C10	57		
SEB42S18125	52	SEE125B03	57		
SEB42S18250	52	SEE125C01	57		
SEB48S12125	52	SEE125C03	57		
SEB48S12250	52	SEE125C10	57		
SEBEK1	54	SEE132B03	57		
SEBEK2	54	SEE132C01	57		
SEBEK3	54	SEE132C03	57		
SEBES	54	SEE132C10	57		
SEBES	59	SEE140B03	57		
SEBFCF	54	SEE140C01	57		
SEBNC	54	SEE140C03	57		
SEBP25	50	SEE140C10	57		
SECE12T	54	SEE145B03	57		
SECE24T	54	SEE145C01	57		
SECSW100	52	SEE145C03	57		
SED100032	50, 58	SEE145C10	57		
SED100102	50, 58	SEEXGP	54		
SED100304	52, 58	SEGP	54		
SED100304S	52, 58	SEGPKO	54		
SED25032	58	SEJK	54		
SED25034	58	SEK	50, 54		
SED25104	58	SEK33	54		
SED25302	58	SELACK	39		
SED25304	58	SELADK	39		
SED40032	58	SEPD	54		
SED40034	58	SEPL	50		
SED40102	58	SEPL	54		
SED40104	58	SEPLMCB	50, 54		
SED40302	58	SEPLRCBO	50, 54		



Get the support you need...
When you need it!

Our Customer Care app provides 24/7, immediate access to technical and support information;

- > Browse FAQs for instant answers
- > Search product references and download datasheets
- > Register your product for additional benefits
- > Browse MySE for delivery and price updates *

Connect to Schneider Electric

If you cannot find what you need, you can also access phone or email support directly via the Customer Care App.



Download the app today,
Search 'Schneider Care' on your app store



Life Is On

Schneider
Electric

About Schneider Electric

Schneider Electric is leading the Digital Transformation of Energy Management and Automation in Homes, Buildings, Data Centers, Infrastructure and Industries.

With global presence in over 100 countries, Schneider is the undisputable leader in Power Management – Medium Voltage, Low Voltage and Secure Power, and in Automation Systems. We provide integrated efficiency solutions, combining energy, automation and software.

In our global Ecosystem, we collaborate with the largest Partner, Integrator and Developer Community on our Open Platform to deliver real-time control and operational efficiency.

We believe that great people and partners make Schneider a great company and that our commitment to Innovation, Diversity and Sustainability ensures that Life Is On everywhere, for everyone and at every moment. www.schneider-electric.com

Schneider Electric

United Kingdom
Stafford Park 5,
Telford
Shropshire
TF3 3BL
Tel: 0870 608 8 608
Fax: 0870 608 8 606

Ireland
Head office, Block A
Maynooth Business Campus
Maynooth, Co. Kildare
W23 Y7X0
Tel: 1 800 805 800
Fax: (01) 601 2201

www.schneider-electric.co.uk

www.schneider-electric.ie

