



double trailing socket

WORK



POWER

ideal for power tools, DIY and workshop use

FEATURES

- Heavy duty construction
- Rewireable
- Manufactured to BS1363-2
- Chunky solid cable entry guards for safety
- Ideal for use with power tools, portable lighting and electrical appliances
- Double trailing socket made from industrial grade plastic
- Easy access screw fixings for removing the back cover when it is to be rewired



PRODUCT IMAGES

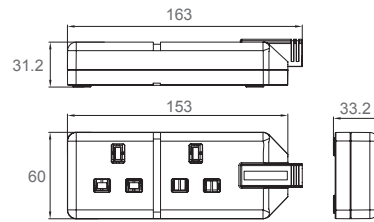


EL5132B

EL5132O

EL5132W

LINE DRAWING



PRODUCT INFORMATION

Part Number	EL5132x
Colour options (x)	Black (B), Orange (O), White (W)
Product Dimensions	Height 31mm x Width 153mm x Depth 60mm
Sockets	2

TECHNICAL SPECIFICATIONS

Standard(s)	This product is certified to applicable British safety standards BS 1363-2
Maximum Load (Wattage)	13A: 3120 Watts, 240 Volts
IF IN DOUBT CONSULT A QUALIFIED ELECTRICIAN	



SAFETY WARNING

PLEASE READ CAREFULLY AND USE IN ACCORDANCE WITH OUR SAFETY INSTRUCTIONS BELOW

The total maximum load must not exceed 13A/3120 Watts. Ensure that the plug to be used in this unit is fitted with a fuse of the correct amperage as recommended by the appliance manufacturer. The total power consumed by the appliance plugged into this unit must not exceed 3120 Watts.

1. Use only 1.25mm² (13 amp) or 1.5mm² 3 core flexible cable. Use of smaller cable could result in overheating.
2. Prepare cable as shown in Figure 1
3. Remove cover and cord grip
4. It is important to connect the correct coloured wire to the appropriate terminal as shown in Figure 2 and ensure that all terminal screws are securely tightened.
5. Ensure that the cable sheath is securely clamped using the cord grip as shown in Figure 2.
6. Replace the cover and tighten securely. The other end of the cable must be fitted with a 13 amp plug fused at 13 amps (recommended Permaplug HDPT13). An unfused plug must not be used.

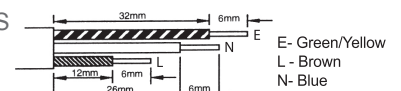


Fig 1.

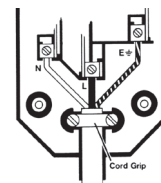


Fig 2.

The long Earth wire is there for your protection. DO NOT CUT THE EARTH WIRE SHORT

MOUNTING

1. Under no circumstances must this unit be hard wired or connected as a fixed installation. Mains connection must be by use of a flexible cable and 13 amp plug to BS 1363-2.
2. Do not use or mount as a trailing socket where it may be subject to the effects of dampness, excessive heat or moisture.

Masterplug Help Line

03300 249 279

Supplied by
Luceco PLC

Stafford Park 1 Telford TF3 3BD ENGLAND

Visit our website at

www.masterplug.com