



Model Number

NBB0,8-4M25-E2

Features

- 0.8 mm flush

Accessories

BF 4

Mounting flange, 4 mm

Technical Data

General specifications

Switching element function		PNP	NO
Rated operating distance	s_n	0.8 mm	
Installation		flush	
Output polarity		DC	
Assured operating distance	s_a	0 ... 0.648 mm	
Reduction factor r_{Al}		0.45	
Reduction factor r_{Cu}		0.4	
Reduction factor r_{304}		0.77	

Nominal ratings

Operating voltage	U_B	10 ... 30 V
Switching frequency	f	0 ... 3000 Hz
Hysteresis	H	typ. 5%
Reverse polarity protection		reverse polarity protected
Short-circuit protection		pulsing
Voltage drop	U_d	≤ 3 V
Operating current	I_L	0 ... 200 mA
Off-state current	I_r	0 ... 0.1 mA typ. 0.1 μ A at 25 °C
No-load supply current	I_0	≤ 10 mA
Switching state indicator		LED, yellow

Functional safety related parameters

MTTF _d	1400 a
Mission Time (T _M)	20 a
Diagnostic Coverage (DC)	0 %

Ambient conditions

Ambient temperature	-25 ... 70 °C (-13 ... 158 °F)
---------------------	--------------------------------

Mechanical specifications

Connection type	cable PVC , 2 m
Core cross-section	0.14 mm ²
Housing material	Stainless steel 1.4305 / AISI 303
Sensing face	PC
Degree of protection	IP67

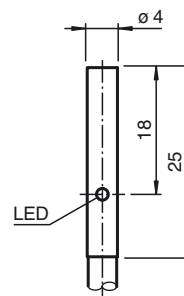
Compliance with standards and directives

Standard conformity	
Standards	EN 60947-5-2:2007 IEC 60947-5-2:2007

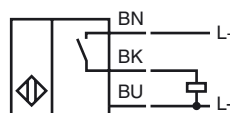
Approvals and certificates

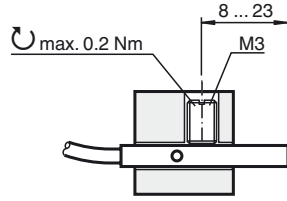
UL approval	cULus Listed, General Purpose
CSA approval	cCSAus Listed, General Purpose
CCC approval	CCC approval / marking not required for products rated ≤ 36 V

Dimensions



Electrical Connection





Release date: 2015-02-18 13:52 Date of issue: 2015-02-18 05:378_eng.xml