



SURGE SUPPRESSOR, RC COUPLING, AC
240...400V, F. CONT. RELAYS A. MOTOR CONT. SZ
S00,

General technical data:		
product brand name		SIRIUS
Product designation		surge suppressor
Size of contactor		S00
Design of the surge suppressor		with RC elements
Ambient temperature		
<ul style="list-style-type: none"> during storage 	°C	-40 ... +80
<ul style="list-style-type: none"> during operation 	°C	-25 ... +60
Control circuit/ Control:		
Type of voltage of the control supply voltage		AC
Control supply voltage frequency		
<ul style="list-style-type: none"> 1 Rated value 	Hz	50
<ul style="list-style-type: none"> 2 Rated value 	Hz	60
Control supply voltage 1		
<ul style="list-style-type: none"> with AC 		
<ul style="list-style-type: none"> — at 50 Hz Initial rated value 	V	240
<ul style="list-style-type: none"> — at 50 Hz Final rated value 	V	400
<ul style="list-style-type: none"> — at 60 Hz Final rated value 	V	400
<ul style="list-style-type: none"> — at 60 Hz Initial rated value 	V	240
Installation/ mounting/ dimensions:		
mounting position		any
Mounting type		clip-on
Width	mm	28
Height	mm	46

Depth






mm

9

Certificates/ approvals:

Certificate of suitability

CE / UL / CSA / CCC

General Product Approval	Declaration of Conformity	Test Certificates	Shipping Approval
	 UL	 EG-Konf.	Special Test Certificate  ABS  BUREAU VERITAS

Shipping Approval



other

[Environmental Confirmations](#)

[Confirmation](#)



Further information

Information- and Downloadcenter (Catalogs, Brochures,...)

<http://www.siemens.com/industrial-controls/catalogs>

Industry Mall (Online ordering system)

<http://www.siemens.com/industrymall>

Cax online generator

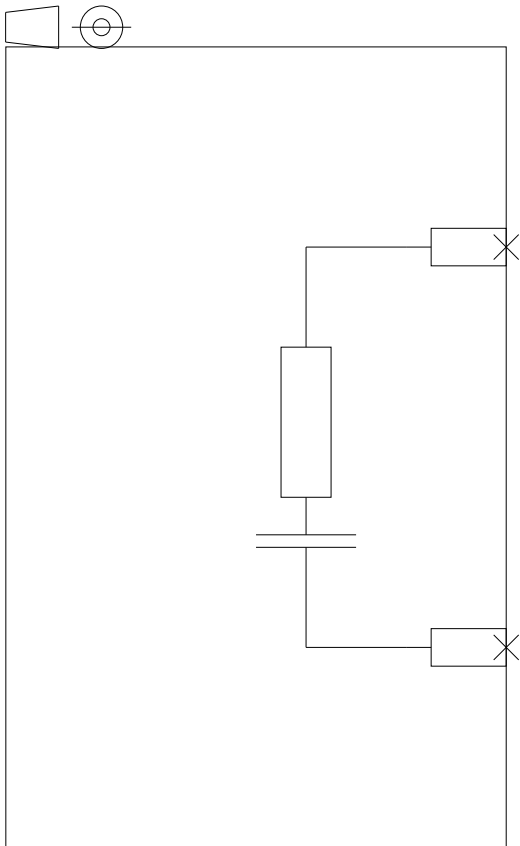
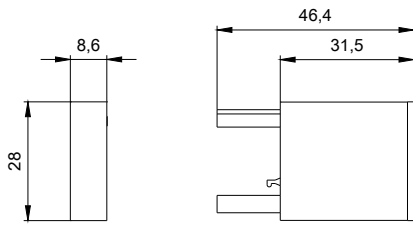
<http://support.automation.siemens.com/WW/CAXorder/default.aspx?lang=en&mlfb=3RT29161CE00>

Service&Support (Manuals, Certificates, Characteristics, FAQs,...)

<http://support.automation.siemens.com/WW/view/en/3RT29161CE00/all>

Image database (product images, 2D dimension drawings, 3D models, device circuit diagrams, EPLAN macros, ...)

<http://www.automation.siemens.com/bilddb/index.aspx?attID9=3RT29161CE00&lang=en>



last modified:

09.03.2015