

ILLUMINATED PUSHBUTTON, 16MM, ROUND, PLASTIC, RED, BUTTON, FLAT, 1NC, LAMPHOLDER W2 X 4.6D, WITHOUT LAMP



Figure similar

Design of the product	Complete unit round
<b>Enclosure:</b>	
Number of control points	1
<b>Actuator:</b>	
Design of the operating mechanism	Illuminated pushbutton
Manner of function of the actuating element	Momentary contact type
Product expansion optional Light source	Yes
Color	
• of the actuating element	Red
Material of the actuating element	plastic
Shape of the actuating element	Flat pushbutton
Type of unlocking device	without
Number of switching positions	2
<b>Front ring:</b>	
Product component front ring	Yes
Design of the front ring	Standard
Material of the front ring	plastic
Color of the front ring	black
<b>Holder:</b>	
Material of the holder	Plastic
<b>Contact block/ lampholder:</b>	
Mounting type	W2 x 4.6d without lamp
Number of lampholders	1
Number of switching elements	1

**General technical data:**

<b>Product function</b>		
• positive opening		Yes
• EMERGENCY STOP function		No
<b>Product component</b>		
• Light source		No
<b>Type of voltage</b>		
• of the operating voltage		AC/DC
<b>Vibration resistance</b>		
• acc. to IEC 60068-2-6		20 ... 200 Hz: 5g
<b>Operating frequency maximum</b>	1/h	1 000
<b>Mechanical service life (switching cycles)</b>		
• typical		3 000 000
<b>Protection class IP</b>		IP65
<b>Equipment marking</b>		
• acc. to DIN 40719 extended according to IEC 204-2 acc. to IEC 750		S
• acc. to DIN EN 61346-2		S
• acc. to DIN EN 81346-2		S
<b>Operating voltage</b>		
• Rated value	V	5 ... 60

**Auxiliary circuit:**

<b>Number of NC contacts</b>		
• for auxiliary contacts		1
<b>Number of NO contacts</b>		
• for auxiliary contacts		0
<b>Number of CO contacts</b>		
• for auxiliary contacts		0
<b>Operating current at AC-12</b>		
• at 60 V Rated value	A	10
• at 110 V Rated value	A	10
• at 24 V Rated value	A	10
• at 230 V Rated value	A	10
<b>Operating current at AC-15</b>		
• at 230 V Rated value	A	4
<b>Operating current</b>		
• at DC-12		
— at 60 V Rated value	A	5
— at 110 V Rated value	A	2.5
• at DC-13		
— at 24 V Rated value	A	3

- at 60 V Rated value
- at 110 V Rated value

A	1.2
A	0.7

#### Connections/ Terminals:

Type of electrical connection	tab terminals
-------------------------------	---------------




#### Ambient conditions:

<b>Ambient temperature</b>		
• during operation	°C	-25 ... +60
• during storage	°C	-40 ... +80

#### Installation/ mounting/ dimensions:

Mounting type		front mounting
Shape of the installation opening		round
Mounting diameter	mm	16

#### Certificates/ approvals:

General Product Approval	Declaration of Conformity	Test Certificates	other
 CCC		 EG-Konf.	<a href="#">Special Test Certificate</a> <a href="#">Confirmation</a> <a href="#">Environmental Confirmations</a>

#### other

[other](#)

#### Further information

##### Information- and Downloadcenter (Catalogs, Brochures,...)

<http://www.siemens.com/industrial-controls/catalogs>

##### Industry Mall (Online ordering system)

<http://www.siemens.com/industrymall>

##### Cax online generator

<http://support.automation.siemens.com/WW/CAXorder/default.aspx?lang=en&mlfb=3SB22070AC01>

##### Service&Support (Manuals, Certificates, Characteristics, FAQs,...)

<http://support.automation.siemens.com/WW/view/en/3SB22070AC01/all>

##### Image database (product images, 2D dimension drawings, 3D models, device circuit diagrams, EPLAN macros, ...)

[http://www.automation.siemens.com/bilddb/cax\\_de.aspx?mlfb=3SB22070AC01&lang=en](http://www.automation.siemens.com/bilddb/cax_de.aspx?mlfb=3SB22070AC01&lang=en)

last modified:

09.03.2015