

Reflex Sensor with Background Suppression

P1NH402



- Condition monitoring
- IO-Link 1.1
- Low switching distance deviation for black/white
- Reliably detect objects against any background

The reflex sensor with background suppression works with red light according to the angle measurement principle and is suitable for the detection of objects against any background. The sensor always has the same switching distance, regardless of the color, shape and surface of the objects. Minimal height differences can be detected with the sensors and, for example, various parts can be reliably differentiated from each other. The IO-Link interface can be used to configure the reflex sensors (PNP/NPN, NC/NO), as well as for reading out switching statuses.



Optical Data	
Range	700 mm
Adjustable Range	80...700 mm
Switching Hysteresis	< 5 %
Light Source	Red Light
Service Life (T = +25 °C)	100000 h
Max. Ambient Light	10000 Lux
Light Spot Diameter	see Table 1

Electrical Data	
Supply Voltage	10...30 V DC
Supply Voltage with IO-Link	18...30 V DC
Current Consumption (U _b = 24 V)	< 30 mA
Switching Frequency	500 Hz
Switching Frequency (interference-free mode)	250 Hz
Response Time	1 ms
Response time (interference-free mode)	2 ms
Temperature Drift (-20 °C < T _u < 60 °C)	< 5 % *
Temperature Range	-40...60 °C
Switching Output Voltage Drop	< 2 V
Switching Output/Switching Current	100 mA
Short Circuit Protection	yes
Reverse Polarity Protection	yes
Overload Protection	yes
Interface	IO-Link V1.1
Protection Class	III

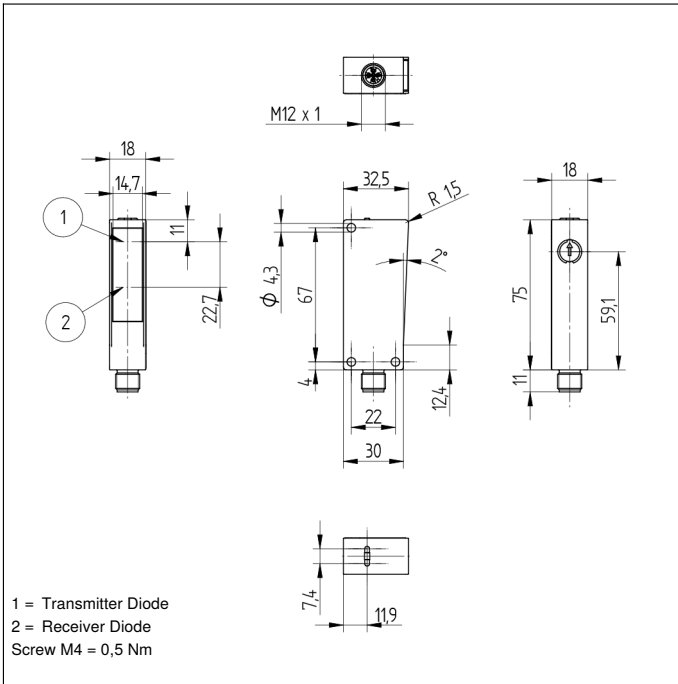
Mechanical Data	
Setting Method	Single-turn
Housing Material	Plastic
Degree of Protection	IP67/IP68
Connection	M12 × 1; 4-pin
Optic Cover	PMMA

Safety-relevant Data	
MTTFd (EN ISO 13849-1)	2028,3 a
NPN NO/NC antivalent	●
IO-Link	●
Connection Diagram No.	213
Control Panel No.	A28
Suitable Connection Equipment No.	2
Suitable Mounting Technology No.	350

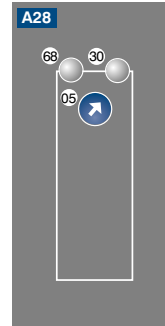
* See operating instructions for further information

Complementary Products

Dust Extraction Tube STAUBTUBUS-03
IO-Link Master
Set Protective Housing Z1NS001
Software



Ctrl. Panel



- 05 = Switching Distance Adjuster
- 30 = Switching Status/Contamination Warning
- 68 = Supply Voltage Indicator

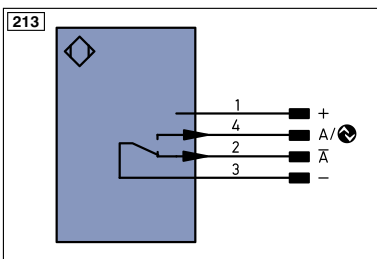
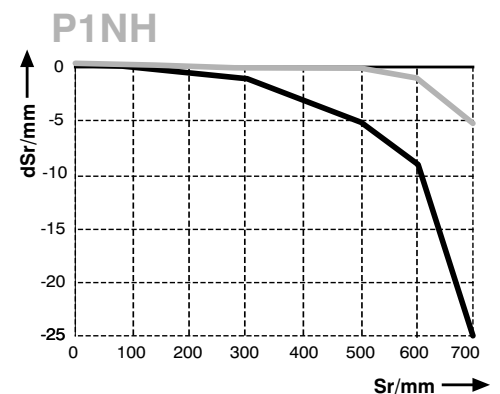


Table 1

Detection Range	80 mm	350 mm	700 mm
Light Spot Diameter	12 mm	16 mm	18 mm

Switching Distance Deviation

Typical characteristic curve based on white, 90 % remission



Sr = Switching Distance
 dSr = Switching Distance Change

— black 6 % remission
 — grey 18 % remission

