

**Product:** [0985 S4742 502](#) 

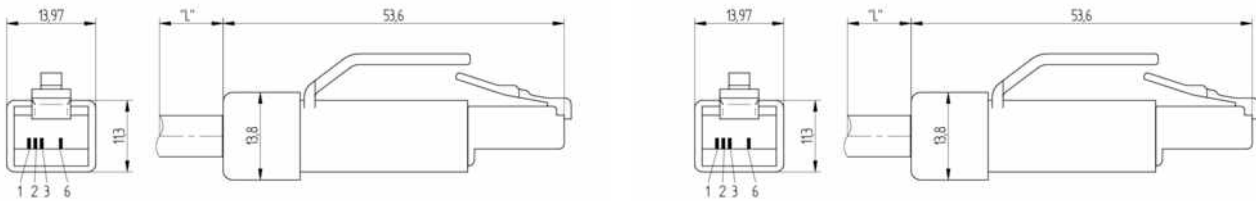


Fast Ethernet Cat5e Data Double-Ended Cordset: Male straight RJ45-coded black RJ45 Field Attachable to male straight RJ45-coded black RJ45 Field Attachable, shielded, 30 V AC / 42 V DC, 1.5 A; TPE green cable, 4-wires, 0.38 mm<sup>2</sup>

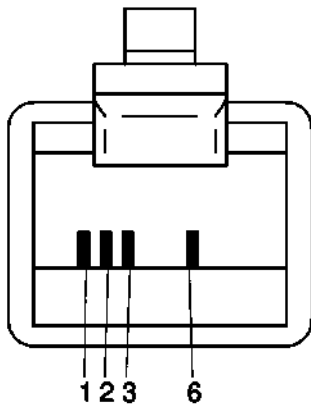
**Product Description**

Fast Ethernet Cat5e Data Double-Ended Cordset: Male straight RJ45-coded black RJ45 Field Attachable to male straight RJ45-coded black RJ45 Field Attachable, shielded, 30 V AC / 42 V DC, 1.5 A; TPE green cable, 4-wires, 0.38 mm<sup>2</sup>

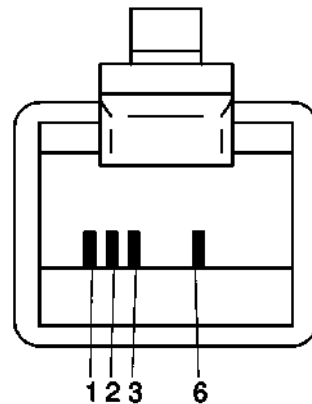
**Technical Drawing**



**Male**



**Male**



**Technical Specifications**

Face View Side 1

Pin 1	Pin 2	Pin 3	Pin 4
yellow	orange	white	blue

Face View Side 2

Pin 1	Pin 2	Pin 3	Pin 4
yellow	orange	white	blue

## Product Description

Product Family:	Data Connectors
Brand:	Lumberg Automation
Connector Type:	Cordset, double ended
Shielding:	Shielded
Rated Voltage:	60 V
Rated Impulse Voltage:	1 kV
Operating Voltage:	30 V AC / 42 V DC
Rated Current*:	1.5 A
Data Transmission:	Fast Ethernet Cat5e
Data Transmission Rate:	100 Mbit/s

## Technical Data Side 1

Product Sub Family:	RJ45 Field Attachable
Type of Contact / Gender:	Male
Connector Design:	Straight
Number of Pins:	4
Coding:	RJ45
Contact Resistance:	≤ 20 mOhm
Insulation Resistance:	> 10 <sup>9</sup> Ohm
Mating Cycles:	≤ 750
Ambient Temperature (Operation)*:	- 40 °C - + 70 °C
Protection Degree / IP Rating**:	IP20
Design Standard:	IEC 60603-7
Overvoltage Category:	I acc. to DIN EN 60664-1 (VDE 0110-1)
Contact Base Material:	CuSn
Contact Plating:	Cu/Au
Contact Bearer Material:	PA
Contact Bearer Color:	Black
Flammability Class (Contact Bearer):	UL 94 V-0
Housing Material:	PA
Housing Color:	Black
Flammability Class (Housing):	UL 94 V-0
Shielding Material:	Copper, nickel-plated
Note:	Do not connect or disconnect under load.

## Cable Data

Cable Number:	542
Conductor Size:	0.38 mm <sup>2</sup>
Number of Wires:	4
Minimal Bending Radius (Fixed Inst):	> 30 mm
Minimal Bending Radius (Flexible Inst):	> 60 mm
Cycles (Bending):	> 5 M
Conductor material:	Cu
Cable Jacket Material:	TPE
Cable Jacket Color:	green matt similarly RAL 6018
Cable Diameter D:	ø 6.50 ± 0.20 mm
Wire Insulation Material:	PP
Insulated Wire Diameter:	ø 1.50 mm
Overall Shield (Cable):	Cu-ETP1 tinned
Foil shield:	Al-PT Foil
Ambient Temperature (Fixed Installation):	- 40 °C - + 90 °C (UL: + 80 °C)
Ambient Temperature (Flex Installation):	- 40 °C - + 90 °C (UL: + 80 °C)
Ambient Temperature (Drag Chain Inst):	- 25 °C - + 60 °C
Flammability Class (Cable Jacket):	CM (UL 1685)

Cable Characteristics:	Exclusion of dangerous materials; Sunlight resistance: UL 1581 sec. 1200
Core Colors:	white, blue, yellow, orange

## Technical Data Side 2

Product Sub Family, Side 2:	RJ45 Field Attachable
Type of Contact / Gender, Side 2:	Male
Connector Design, Side 2:	Straight
Number of Pins, Side 2:	4
Coding, Side 2:	RJ45
Contact Resistance, Side 2:	≤ 20 mOhm
Insulation Resistance, Side 2:	> 10 <sup>9</sup> Ohm
Mating Cycles, Side 2:	≤ 750
Ambient Temperature (Operation), Side 2*:	- 40 °C - + 70 °C
Protection Degree / IP Rating, Side 2**:	IP20
Design Standard, Side 2:	IEC 60603-7
Overvoltage Category, Side 2:	I acc. to DIN EN 60664-1 (VDE 0110-1)
Contact Base Material, Side 2:	CuSn
Contact Plating, Side 2:	Cu/Au
Contact Bearer Material, Side 2:	PA
Contact Bearer Color, Side 2:	Black
Flammability Class (Contact Bearer), Side 2:	UL 94 V-0
Housing Material, Side 2:	PA
Housing Color, Side 2:	Black
Flammability Class (Housing), Side 2:	UL 94 V-0
Shielding Material, Side 2:	Copper, nickel-plated

## Safety & Environmental Compliance

RoHS Compliant:	yes
-----------------	-----

## Resistances

Oil Resistance:	UL OIL RES I
-----------------	--------------

## Notes

Note Derating:	Notice derating
Protection Degree / IP Rating Note:	** only if mounted and locked in combination with Hirschmann / Lumberg Automation connector.

## Variants

Item #	Item Description	Cable Length
2121	0985 S4742 502/0,5 M	0.5 M
2123	0985 S4742 502/1 M	1 M
8833	0985 S4742 502/1,5 M	1.5 M
2126	0985 S4742 502/2 M	2 M
2127	0985 S4742 502/3 M	3 M
2128	0985 S4742 502/5 M	5 M
2130	0985 S4742 502/8 M	8 M
2131	0985 S4742 502/10 M	10 M
2132	0985 S4742 502/15 M	15 M
2133	0985 S4742 502/20 M	20 M
5413	0985 S4742 502/25 M	25 M
2134	0985 S4742 502/30 M	30 M
2136	0985 S4742 502/35 M	35 M
9249	0985 S4742 502/40 M	40 M
2137	0985 S4742 502/45 M	45 M
2138	0985 S4742 502/50 M	50 M
21102	0985 S4742 502/55 M	55 M
2139	0985 S4742 502/60 M	60 M
2140	0985 S4742 502/70 M	70 M
12684	0985 S4742 502/80 M	80 M

© 2020 Belden, Inc

All Rights Reserved.

Although Belden makes every reasonable effort to ensure their accuracy at the time of this publication, information and specifications described here in are subject to error or omission and to change without notice, and the listing of such information and specifications does not ensure product availability.

Belden provides the information and specifications herein on an "ASIS" basis, with no representations or warranties, whether express, statutory or implied. In no event will Belden be liable for any damages (including consequential, indirect, incidental, special, punitive, or exemplary damages) whatsoever, even if Belden has been advised of the possibility of such damages, whether in an action under contract, negligence or any other theory, arising out of or in connection with the use, or inability to use, the information or specifications described herein.

All sales of Belden products are subject to Belden's standard terms and conditions of sale.

Belden believes this product to be in compliance with all applicable environmental programs as listed in the data sheet. The information provided is correct to the best of Belden's knowledge, information and belief at the date of its publication. This information is designed only as a general guide for the safe handling, storage, and any other operation of the product itself or the one that it becomes a part of. The Product Disclosure is not to be considered a warranty or quality specification. Regulatory information is for guidance purposes only. Product users are responsible for determining the applicability of legislation and regulations based on their individual usage of the product.