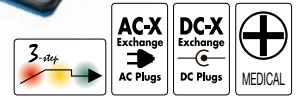


- 3-step charge control with current detection
- Universal input voltage (90-264 VAC)
- Wake up and low current start-up of deeply discharged batteries
- Error indication for reverse polarity, short circuit, charging battery packs with wrong number of cells and safety timer run-out
- With NTC input on request
- Approvals:
 - Medically certified EN 60601-1 3ed
 - UL Approved

For updates: see www.mascot.no

- 3-trinns ladekontroll med strømdeleksjon
- Universal inngangsspenning (90-264 VAC)
- Vekking og lavstrømoppstart av dypt utladede batterier.
- Feilindikasjon for polvendning, kortslutning, lading av batteripakker med feil antall celler og utløp av sikkerhetstimer
- Med NTC input på forespørsel
- Godkjenninger:
 - Medisinsk sertifisert 60601-1 3ed
 - UL godkjent

For oppdat.: se www.mascot.no**Technical specifications****Tekniske data**

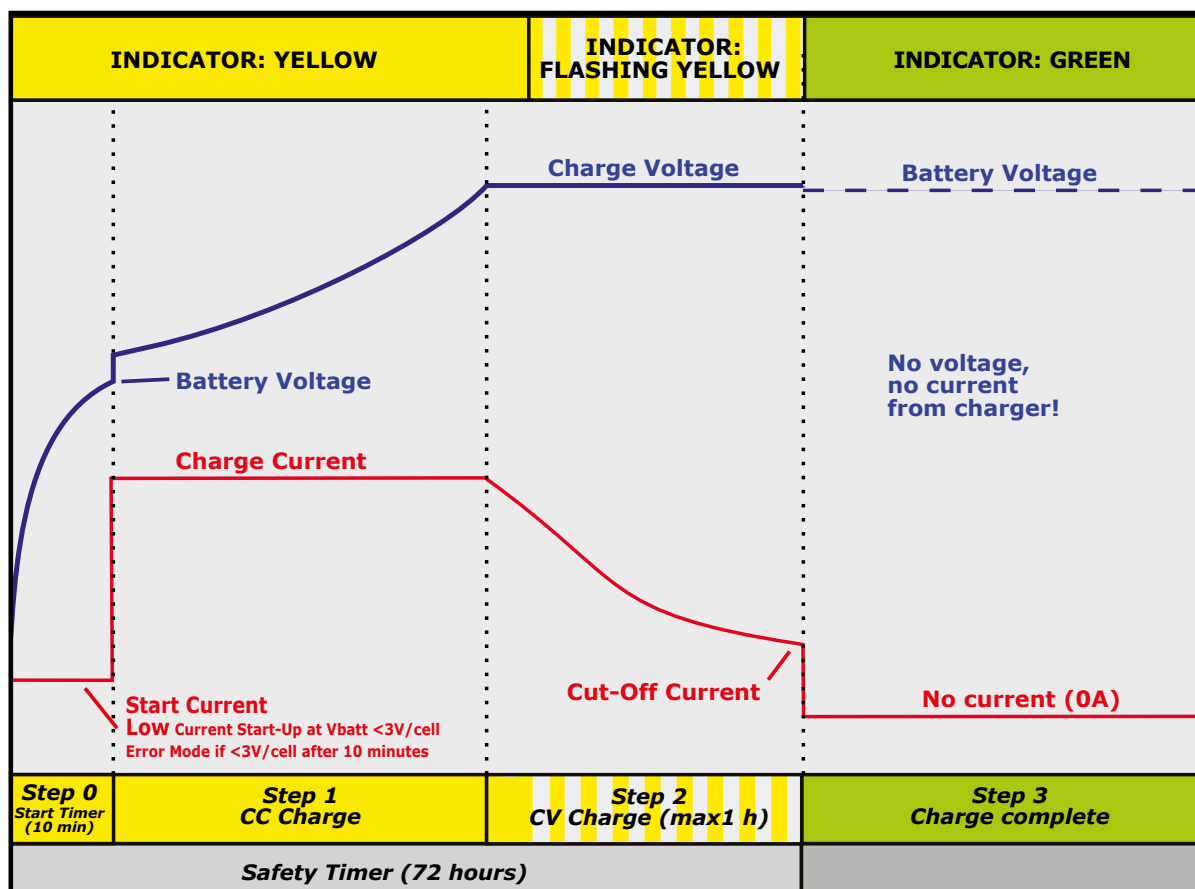
Input voltage:	Inngangsspenning:	90-264 VAC
Line Frequency:	Frekvensområde:	47 – 63Hz
Switch frequency, approx.:	Svitsjefrekvens ca.:	40 kHz
Leakage current from battery with mains switched off:	Strømtrekk fra batteri ved frakoblet nett:	<0,4mA @ nominal battery voltage
Temperature range	Temperaturområde	
• Operating:	• Drift:	-25 °C - +40 °C
• Storage:	• Lagring:	-25 °C - +85 °C
Ripple:	Rippel:	< 100 mV p-p
Protection:	Sikring:	Protected against reversed polarity and short circuit proof Polvendings- og kortslutningssikker
Insulation class:	Isolasjonsklasse:	Class II
Insulation voltage	Isolasjonsspenning	
• Primary – secondary:	• Primær - sekundær:	4000VAC / 5700VDC
Electrical safety standard:	Elektrisk sikkerhetsstandard:	EN/IEC 60335-2-29, EN/IEC/ANSI 60601-1 3ed
EMC standards	EMC standarder	
• Medical	• Medisinsk	EN 60601-1-2
• Emission	• Emisjon	EN 55014-1, EN 61000-6-3
• Immunity	• Immunitet	EN 55014-2, EN 61000-6-1
Input terminal:	Inngangsterminal:	2-pin IEC 60320 connector C8
Output terminals:	Utgangsterminaler:	DC connector, battery clips, push on terminals or open ends
IP-code:	IP-grad:	4X
Dimensions (LxWxH):	Mål (LxBxH):	124 x 50 x 37 mm
Weight:	Vekt:	220g

Voltage versions – see next page

Spenningsversjoner – se neste side

CHARGE CONTROL / LADEKONTROLL		Step 0 (yellow)	Step 1 (yellow)	Step 2 (Flash yellow)	Step 3 (green)	
Cells	Max output power (W)	Low Current start-up for deeply discharged batt.	Charge Current	Charge Voltage	Charge term when current is:	Restart
2	23W	CC 100mA±25mA when batt. < 6V	2.7A ±0.3A	8.4V ±0.1V	< 100mA or max. 1 hr.	8.2V
3	28W	CC 100mA±25mA when batt. < 9V	2.2A ±0.2A	12.6V ±0.1V		12.3V
4	28W	CC 100mA±25mA when batt. < 12V	1.6A ±0.15A	16.8V ±0.1V		16.4V
7	29W	CC 100mA±25mA when batt. < 21V	1.0A ±0.1A	29.4V ±0.2V		28.7V
10	29W	CC 100mA±25mA when batt. < 30V	0.7A ±0.07A	42V ±0.3V		41V

Charging characteristics and LED indication



BATTERY NOT CONNECTED INDICATIONS

Battery not connected is indicated by FLASHING GREEN. In this mode charger will apply short pulses attempting to wake up deeply discharged batteries.

ERROR INDICATIONS

- 2 red blinks: Battery is connected to charger with wrong polarity!
- 3 red blinks: Charger output is shorted. Check output cable connection!
- 4 red blinks: Battery voltage is low. Check battery status or voltage.
- 5 red blinks: Safety timer has run out. Check battery status or capacity.
- LED off: Battery voltage is too high. Check battery voltage.

WAIT MODE INDICATIONS

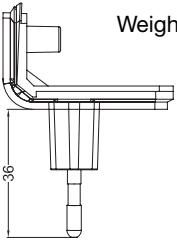
- Yellow with 1 red blink: Battery temperature is too low (<0°C)
- Yellow with 2 red blink: Battery temperature is too high (>45°C)



Exchangeable AC plugs for 3546LI

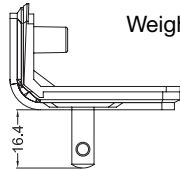
EU plug adapter

Part no. 127000
Weight: 20,9 g



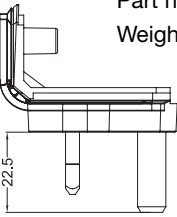
US plug adapter

Part no. 127100
Weight: 13,4 g



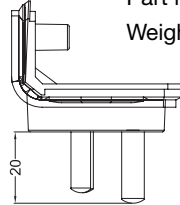
UK plug adapter

Part no. 127200
Weight: 29,2 g



AUS plug adapter

Part no. 127300
Weight: 21,4 g



2-pin IEC 60320 C7 mains cord
1800 mm
EU part no. 131306, UK part no. 131148,
US part no. 131368, AU part no. 013108

