

TOGGLE SWITCH, 16MM, ROUND, PLASTIC, WHITE,  
3 SWITCH POSITIONS I-O-II, MOMENTARY  
CONTACT, ACTUATING ANGLE 2X50 DEGREES  
1NO, 1NO

Design of the product		Complete unit round
-----------------------	--	---------------------

### Enclosure:

Number of control points		1
--------------------------	--	---

### Actuator:

Design of the operating mechanism		selector switch
Manner of function of the actuating element		Momentary contact type
Product expansion optional Light source		No
Color		
• of the actuating element		White
Material of the actuating element		plastic
Type of unlocking device		without
Number of switching positions		3
Actuating angle		
• clockwise	°	50
• anticlockwise	°	50

### Front ring:

Product component front ring		Yes
Design of the front ring		Standard
Material of the front ring		plastic
Color of the front ring		black

### Holder:

Material of the holder		Plastic
------------------------	--	---------

### Contact block/ lampholder:

Number of lampholders		0
Number of switching elements		2

### General technical data:

Product function		
• positive opening		No
• EMERGENCY STOP function		No
Type of voltage		
• of the operating voltage		AC/DC
Vibration resistance		

<ul style="list-style-type: none"> <li>• acc. to IEC 60068-2-6</li> </ul>		20 ... 200 Hz: 5g
<b>Operating frequency maximum</b>	1/h	1 000
<b>Mechanical service life (switching cycles)</b>		
<ul style="list-style-type: none"> <li>• typical</li> </ul>		300 000
<b>Protection class IP</b>		IP65
<b>Equipment marking</b>		
<ul style="list-style-type: none"> <li>• acc. to DIN 40719 extended according to IEC 204-2 acc. to IEC 750</li> </ul>		S
<ul style="list-style-type: none"> <li>• acc. to DIN EN 61346-2</li> </ul>		S
<ul style="list-style-type: none"> <li>• acc. to DIN EN 81346-2</li> </ul>		S
<b>Operating voltage</b>		
<ul style="list-style-type: none"> <li>• Rated value</li> </ul>	V	5 ... 250

#### Auxiliary circuit:

<b>Number of NC contacts</b>		
<ul style="list-style-type: none"> <li>• for auxiliary contacts</li> </ul>		0
<b>Number of NO contacts</b>		
<ul style="list-style-type: none"> <li>• for auxiliary contacts</li> </ul>		2
<b>Number of CO contacts</b>		
<ul style="list-style-type: none"> <li>• for auxiliary contacts</li> </ul>		0
<b>Operating current at AC-12</b>		
<ul style="list-style-type: none"> <li>• at 60 V Rated value</li> </ul>	A	10
<ul style="list-style-type: none"> <li>• at 110 V Rated value</li> </ul>	A	10
<ul style="list-style-type: none"> <li>• at 24 V Rated value</li> </ul>	A	10
<ul style="list-style-type: none"> <li>• at 230 V Rated value</li> </ul>	A	10
<b>Operating current at AC-15</b>		
<ul style="list-style-type: none"> <li>• at 230 V Rated value</li> </ul>	A	4
<b>Operating current</b>		
<ul style="list-style-type: none"> <li>• at DC-12</li> </ul>		
<ul style="list-style-type: none"> <li>— at 60 V Rated value</li> </ul>	A	5
<ul style="list-style-type: none"> <li>— at 110 V Rated value</li> </ul>	A	2.5
<ul style="list-style-type: none"> <li>• at DC-13</li> </ul>		
<ul style="list-style-type: none"> <li>— at 24 V Rated value</li> </ul>	A	3
<ul style="list-style-type: none"> <li>— at 60 V Rated value</li> </ul>	A	1.2
<ul style="list-style-type: none"> <li>— at 110 V Rated value</li> </ul>	A	0.7

#### Connections/ Terminals:

<b>Type of electrical connection</b>		tab terminals
--------------------------------------	--	---------------




#### Ambient conditions:

<b>Ambient temperature</b>		
<ul style="list-style-type: none"> <li>• during operation</li> </ul>	°C	-25 ... +70
<ul style="list-style-type: none"> <li>• during storage</li> </ul>	°C	-40 ... +80

#### Installation/ mounting/ dimensions:

Mounting type		front mounting
Shape of the installation opening		round
Mounting diameter	mm	16

#### Certificates/ approvals:

General Product Approval	Declaration of Conformity	Test Certificates	other		
 CCC	 EAC	 EG-Konf.	<a href="#">Special Test Certificate</a>	<a href="#">Environmental Confirmations</a>	<a href="#">Confirmation</a>

other

[other](#)

#### Further information

**Information- and Downloadcenter (Catalogs, Brochures,...)**

<http://www.siemens.com/industrial-controls/catalogs>

**Industry Mall (Online ordering system)**

<http://www.siemens.com/industrymall>

**Cax online generator**

<http://support.automation.siemens.com/WW/CAXorder/default.aspx?lang=en&mfb=3SB22102EG01>

**Service&Support (Manuals, Certificates, Characteristics, FAQs,...)**

<http://support.automation.siemens.com/WW/view/en/3SB22102EG01/all>

**Image database (product images, 2D dimension drawings, 3D models, device circuit diagrams, EPLAN macros, ...)**

[http://www.automation.siemens.com/bilddb/cax\\_de.aspx?mfb=3SB22102EG01&lang=en](http://www.automation.siemens.com/bilddb/cax_de.aspx?mfb=3SB22102EG01&lang=en)

last modified:

09.03.2015