

MLP2016S2R2MT0S1



<b>Applications</b>	Commercial Grade
<b>Feature</b>	<div style="border: 1px solid red; padding: 2px;">Multilayer</div> Multilayer <div style="border: 1px solid gray; padding: 2px;">Ferrite Core</div> Ferrite Core <div style="border: 1px solid green; padding: 2px;">Shield</div> Magnetic Shield
<b>Series</b>	MLP
<b>Status</b>	Production



Size	
Length(L)	2.00mm +/-0.20mm
Width(W)	1.60mm +/-0.20mm
Thickness(T)	0.85mm +/-0.15mm
Recommended Land Pattern (A)	0.80mm Nom.
Recommended Land Pattern (B)	1.00mm Nom.
Recommended Land Pattern (C)	1.60mm Nom.

Electrical Characteristics	
Inductance	2.2μH +/-20% at 2MHz
Rated Current (L Change) [Typ.]	
Rated Current (L Change) [Max.]	
Rated Current (Temperature Rise) [Typ.]	
Rated Current (Temperature Rise) [Max.]	1.2A (40°C Rise)
DC Resistance [Nom.]	110mΩ
DC Resistance [Max.]	143mΩ
Self Resonant Frequency [Min.]	
Self Resonant Frequency [Typ.]	
Q [Min.]	
Q [Typ.]	

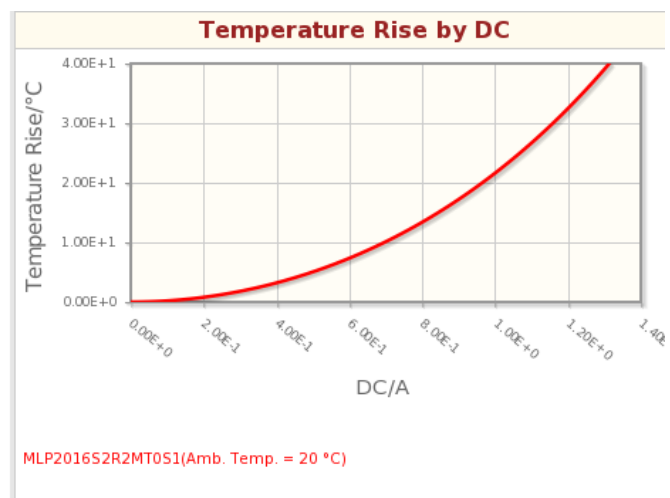
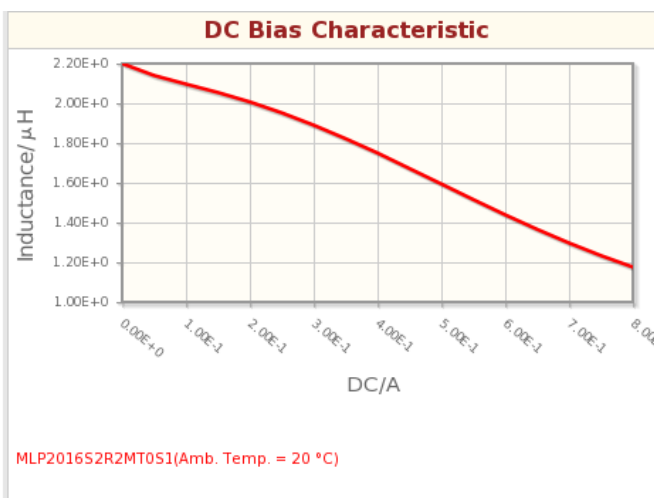
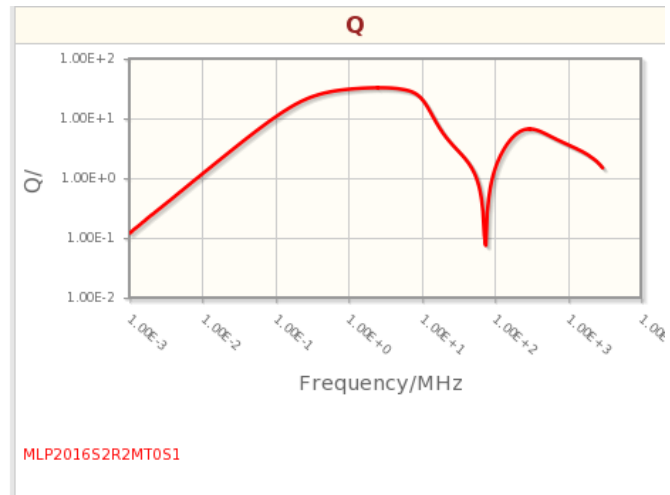
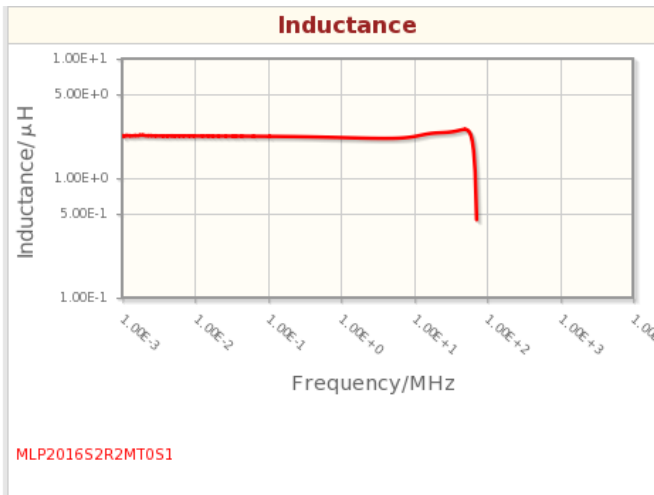
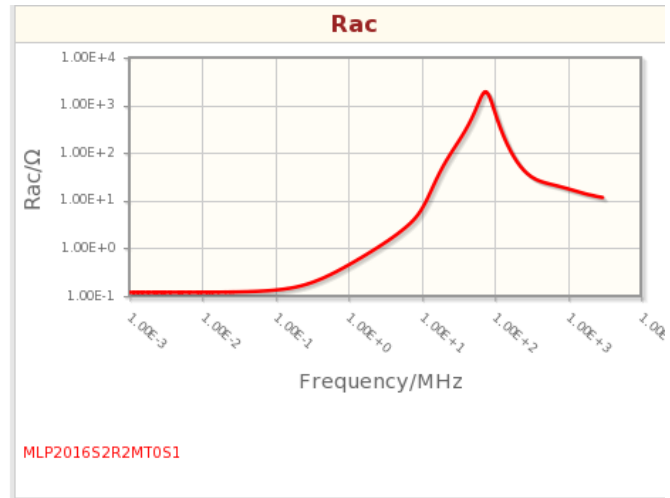
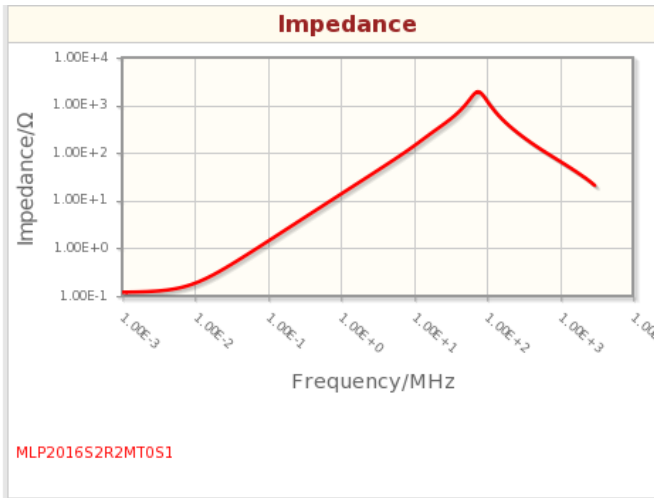
Other	
Operating Temp. Range (Including Self-Temp. Rise)	-40 to 125°C
Soldering Method	Reflow Iron Soldering
AEC-Q200	No
Packing	Blister (Plastic)Taping [180mm Reel]
Package Quantity	3000pcs
Weight	0.012g

! Images are for reference only and show exemplary products.  
! This PDF document was created based on the data listed on the TDK Corporation website.  
! All specifications are subject to change without notice.

MLP2016S2R2MT0S1



Characteristic Graphs(This is reference data, and does not guarantee the products characteristics.)



! Images are for reference only and show exemplary products.  
! This PDF document was created based on the data listed on the TDK Corporation website.  
! All specifications are subject to change without notice.



## Associated Images

