

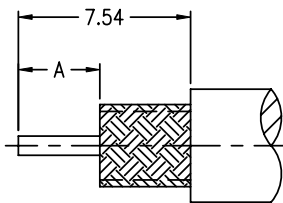
NOTES:

1. MATERIALS AND FINISHES
 BODY - BRASS, NICKEL PLATING
 CONTACT - BERYLLIUM COPPER, SILVER PLATING
 INSULATOR - PTFE
2. ELECTRICAL:
 A. IMPEDANCE: 50 OHM
 B. FREQUENCY RANGE: DC 0-4 GHz
 D. DIELECTRIC WITHSTANDING VOLTAGE: 1500 VRMS, MIN.
3. MECHANICAL:
 A. DURABILITY: 500 CYCLES MIN.
 B. TEMPERATURE RANGE: - 65°C to +165°C
4. USED WITH CABLES : 59B/U, 62A/U, 71B/U, 140/U, 210/U
5. CONTACT PIN SOLDER TO CABLE
6. INSULATOR IS USED WITH RG-62A/U OR RG-71B/U CABLES ONLY.

THIRD ANGLE PROJ.

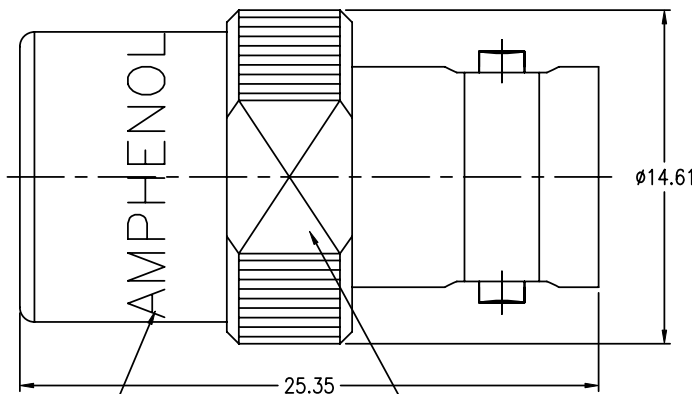
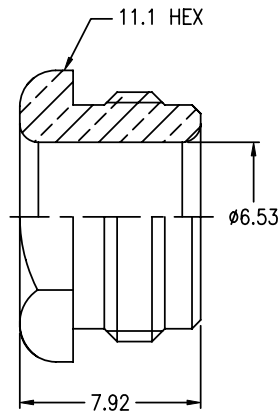
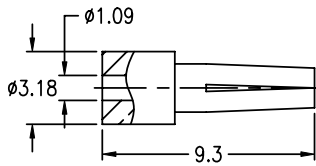
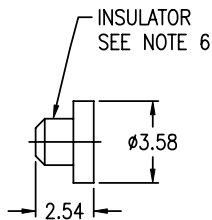
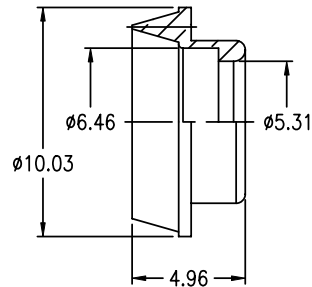
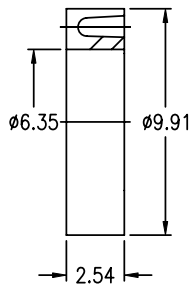
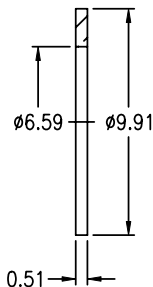
REVISIONS

| REV | DESCRIPTION | DATE | ECO | APPR |
|-----|--|-----------|-------|------|
| S | REDRAWN TO UPDATE FORMAT | 08-Dec-08 | 47204 | SH |
| T | STAMP "AMPHENOL" WAS "74868"\RD-DM11120601R3 | 26-Dec-11 | 48842 | SH |



| CABLE | A |
|-----------|------|
| RG-59 B/U | 2.78 |
| RG-62 A/U | 3.57 |
| RG-71 B/U | |

RECOMMENDED
CABLE STRIPPING DIM'S



STAMP "AMPHENOL UG-261/U"

12.65 ON FLATS

CUSTOMER OUTLINE DRAWING

ALL OTHER SHEETS ARE FOR INTERNAL USE ONLY

UNLESS OTHERWISE SPECIFIED, DIMENSIONS ARE IN METRIC AND TOLERANCES ARE:
 0.5 - 6mm ±0.1mm 6 - 30mm ±0.2mm 30 - 120mm ± 0.3mm ANGLES ±1°

NOTICE - These drawings, specifications, or other data (1) are, and remain the property of Amphenol Corp. (2) must be returned upon request; and (3) are confidential and not to be disclosed to any person other than those to whom they are given by Amphenol Corp. The furnishing of these drawings, specifications, or other data by Amphenol Corp., or to any other person to anyone for any purpose is not to be regarded by implication or otherwise in any manner licensing, granting rights or permitting such holder or any other person to manufacture, use or sell any product, process or design, patented or otherwise, that may in any way be related to or disclosed by said drawings, specifications, or other data.

| | | | | | | | | |
|-----------|-----------------------|-----------|----------------------|---------|--------|--|--|--|
| MATERIAL | DRAWN | DATE | TITLE | | | Amphenol RF Danbury CT USA, Tainan Taiwan, Shenzhen China www.amphenolrf.com | | |
| | R.MAO | 12-Dec-11 | | | | | | |
| REFERENCE | ENGINEER | DATE | BNC JACK UG-261/U | | | DRAWING NO. 31-15 | | |
| | N.CAO | 29-Jul-03 | | | | | | |
| FINISH | APPROVED | DATE | SCALE: 3/1 | SHEET | 2 OF 2 | ITEM NO. 31-15 PART NO. 31-15 | | |
| | S.HSIEH | 12-Dec-11 | DWG SIZE | CODE ID | REV | | | |
| | F:\DWG\CNPD\31\15-TSZ | B | 74868 | T | | | | |