

Features

- FM Remote Control System
- Keeloq™ High Security 
- Range up to 150metres
- 1 -4 button versions
- Transmitter Waterproof to IP68
- 12 or 24Vdc Supply
- ‘Easy Learn’ up to 50 Transmitters
- Easy Installation via Screw Terminals
- Relay Changeover Outputs 5A @ 230Vac
- Momentary or Latching Outputs



Description

A highly secure general purpose remote control, which can be used for controlling many different applications.

The system utilises the highly secure Keeloq code hopping protocol to ensure reliable operation. Easy to install, the receiver is connected using standard ‘screw terminals’ provided. Power to the receiver is 12 or 24Vdc and the output(s) can switch up to 5A at 230Vac.

The receiver outputs operate when the transmitter switch is pressed. The outputs can be set to ‘momentary’ or ‘latching’ operation.

The system is supplied ready to ‘plug and play’, in addition a further 30 transmitters can be ‘learnt’ to the receiver.

Part Number	Description	Freq (MHz)
FOBLOQF-4S1	1 channel FOBLOQ system	433.92
FOBLQOF-4S2	2 channel FOBLOQ system	433.92
FOBLOQF-4S3	3 channel FOBLOQ system	433.92
FOBLOQF-4S4	4 channel FOBLOQ system	433.92

Additional Transmitter Key fobs



Part No	Additional	FM Transmitters	Range
FOBLOQF-4T1	Transmitter Key fob 1 switch	433.92	150
FOBLQOF-4T2	Transmitter Key fob 2 switch	433.92	150
FOBLOQF-4T3	Transmitter Key fob 3 switch	433.92	150
FOBLOQF-4T4	Transmitter Key fob 4 switch	433.92	150

** Range stated is optimal, in some conditions this may be dramatically reduced.

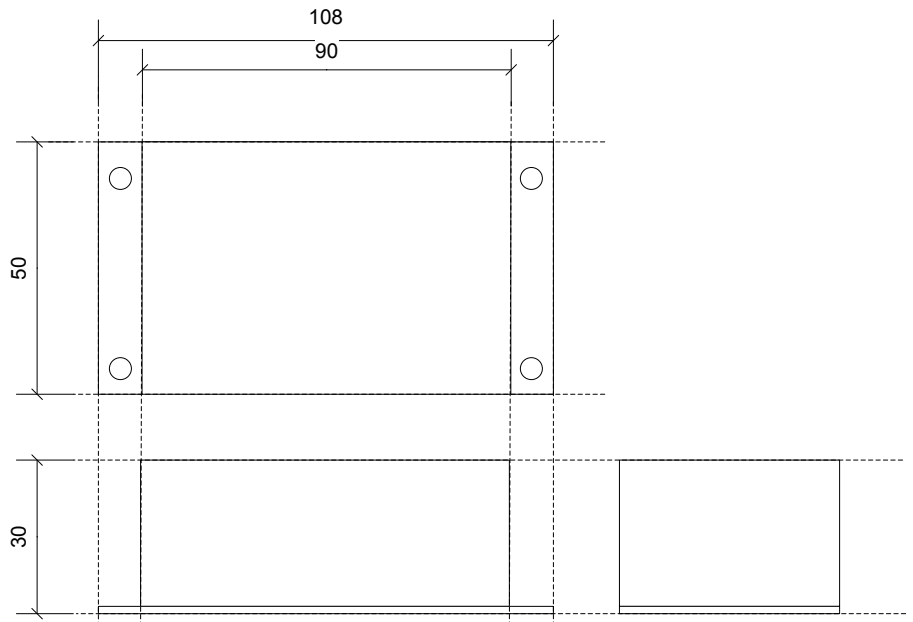
Key fob dimensions:

(All dimensions in mm)



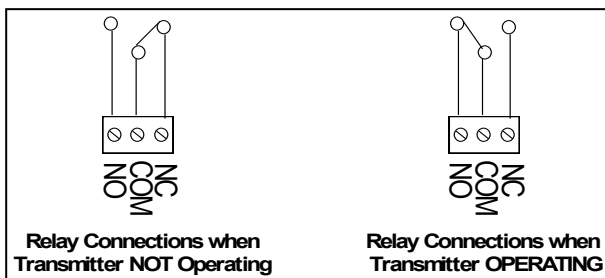
Enclosure dimensions:

(All dimensions in mm)



Data Outputs

Each output relay provides an isolated switch. Outputs 2 to 4 Connections are Common (COM) and Normally Open (NO) which close together when activated. Output 1 has an additional Normally Closed (NC) changeover contact.

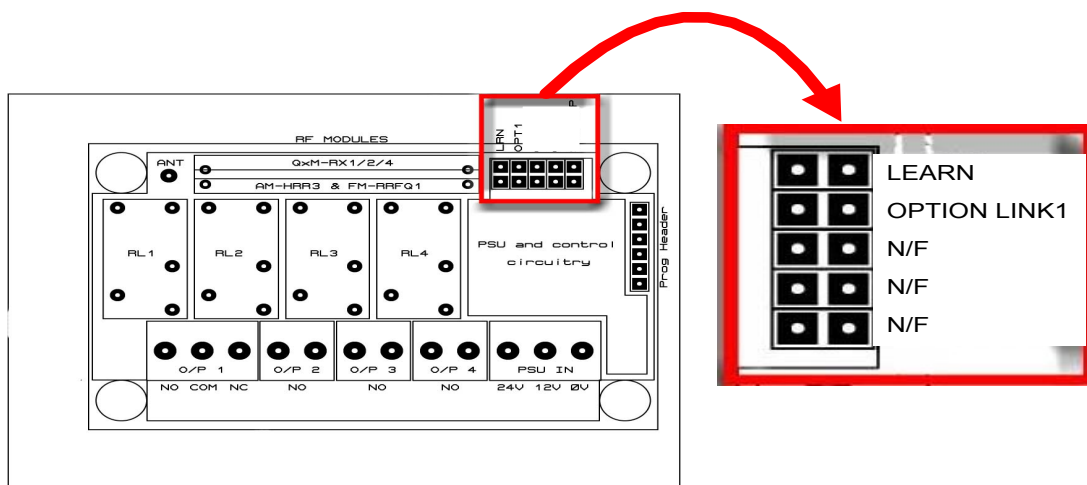


The action of the relay outputs is set by the Option link setting Jumper. A link is made / removed by the small shorting link 'cap' placed over the pin header.

Option Link 1 Fitted = Momentary Operation

Option Link 1 Not Fitted = Latching Operation

Please Note: The relay contacts in this unit are for functional use only and must not be used for isolation purposes



Learning a New Transmitter Keyfob

Briefly short the two 'learn' pins on the receiver PCB, the receiver relays will click continuously.

Press any transmitter button once, the receiver relays will stop.

Press the same transmitter button again, the receiver relays will 'buzz' briefly.

After a short time delay for reset, this transmitter will operate the Receiver.

Erasing Existing Transmitters

Short the two learn pins on the receiver for 10 seconds then remove the short.

The receiver relays will 'buzz' briefly after the 10 seconds to indicate the Tx encoder(s) have been erased

NOTE: You can not erase individual Transmitters

Technical Specifications

Fobloq Transmitter Key fob

Battery Type CR2032

Changing the battery

Remove the screw holding the back panel in place. Open the case and change the battery. Ensure you check the orientation.

ELECTRICAL CHARACTERISTICS		MIN	TYPICAL	MAX	DIMENSION
Supply Voltage	for +12Vdc	11	12	13	Vdc
	for +24Vdc	23	24	25	Vdc
Supply Current:	Quiescent		14		mA
	All relays operating		140		mA

Receiver Decoder

Dimensions 90mm (108mm incl Flange) x 53mm x 30mm

RF Solutions Ltd. Recycling Notice

Meets the following EC Directives:

DO NOT

Discard with normal waste, please recycle.

ROHS Directive 2002/95/EC

Specifies certain limits for hazardous substances.

WEEE Directive 2002/96/EC

Waste electrical & electronic equipment. This product must be disposed of through a licensed WEEE collection point. RF Solutions Ltd., fulfills its WEEE obligations by membership of an approved compliance scheme.



Waste Batteries and Accumulators Directive 2006/66/EC

Where batteries are fitted, before recycling the product, the batteries must be removed and disposed of at a licensed collection point.

Environment Agency producer registration number: WEE/JB0104WV.

Disclaimer:

Whilst the information in this document is believed to be correct at the time of issue, RF Solutions Ltd does not accept any liability whatsoever for its accuracy, adequacy or completeness. No express or implied warranty or representation is given relating to the information contained in this document. RF Solutions Ltd reserves the right to make changes and improvements to the product(s) described herein without notice. Buyers and other users should determine for themselves the suitability of any such information or products for their own particular requirements or specification(s). RF Solutions Ltd shall not be liable for any loss or damage caused as a result of user's own determination of how to deploy or use RF Solutions Ltd's products. Use of RF Solutions Ltd products or components in life support and/or safety applications is not authorised except with express written approval. No licences are created, implicitly or otherwise, under any of RF Solutions Ltd's intellectual property rights. Liability for loss or damage resulting or caused by reliance on the information contained herein or from the use of the product (including liability resulting from negligence or where RF Solutions Ltd was aware of the possibility of such loss or damage arising) is excluded. This will not operate to limit or restrict QuasarUK Ltd's liability for death or personal injury resulting from its negligence.