

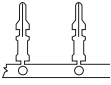
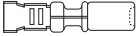
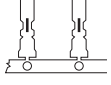
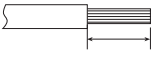


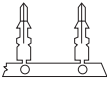

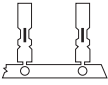


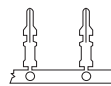

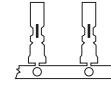

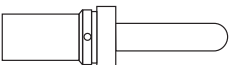
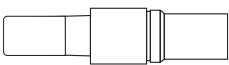


Index	Contacts ⁽¹⁾					Wire
COLUMN 1	COLUMN 2	COLUMN 3	COLUMN 4	COLUMN 5	COLUMN 6	COLUMN 7
Contact Style	A.W.G. Wire Size	Loose Pins	5K Reel Pins ₍₁₎	Loose Sockets	5K Reel Sockets ₍₁₎	Strip Length Inches (MM)
Sure-Seal® Insulation Support						
 Tin Plated (Standard)† Gold Plated*†						
	14-18	030-2196-001	110238-0195	031-1267-001	110238-0194	.155 - .185
	14-18	030-2196-006	110238-0409	031-1267-005	110238-0408	(3.94 - 4.70)
Sure-Seal® Non-Insulation Support						
 Tin Plated (Standard) Gold Plated*						
	14-18	030-2196-000	110238-0040	031-1267-000	110238-0085	.185 - .220
	14-18	030-2196-008	110238-0440	031-1267-007	110238-0442	(4.70 - 5.59)
Mini Sure-Seal® Insulation Support						
 Tin Plated (Standard) Gold Plated*						
	18-20	330-8672-100	121348-0100	031-8703-100	121347-0100	.118 - .130 (3.00 - 3.30)
Power Sure-Seal® (VE)**						
 Silver Plated Gold Plated						.460 - .480 (11.7 - 12.2)
	4	030-2245-002	-	031-1295-001	-	Note: 6 AWG & 10 AWG socket contacts have unique strip lengths .515 - .535 (13.1 - 13.6)
	6	030-2245-001	-	031-1294-001	-	
	8	030-2244-001	-	031-1299-001	-	
10	030-2244-002	-	031-1298-001	-		
New Machined First-Make Last-Break/Pre-Earth Contacts for 120-1808-200 & 120-1805-200 for Cavity 1 Only						
Silver Plated	16-20	for 120-1808-200 use SSFMLB16-16S		for 120-1805-200 use SSFMLB16-16P		.245 (6.2)
Gold Plated	16-20	for 120-1808-200 use SSFMLB16-16SG		for 120-1805-200 use SSFMLB16-16PG		.245 (6.2)

* Silver available 50K minimum, please call.

** VE can be used with ITT CANNON VE connectors and Deutsch HD connectors.

NOTE: Sure-Seal® and Mini Sure-Seal® contacts are available in machined contact versions. Call for information.

Power Sure-Seal® contacts are machined contacts.

(1) Loose Piece or 5K Reel



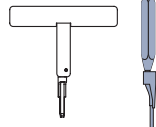
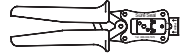











Contacts are available loose piece or on continuous reels of 5,000 pieces for use with semi-automated crimping systems.



(2) Wire Hole Fillers

These fillers are inserted into unused cavities in place of a contact. Wire hole fillers are required to retain the watertight sealing if less than a full compliment of contacts are to be used.

(3) Insertion Tool

An insertion tool is required to insert contacts into the connector. These tools are heavy duty production hand tools. A holding block should also be used during the insertion process. An extraction tool is not required. See assembly instructions. A semi-automatic insertion tool is available. See page 15. ➡


Range		Tooling				
COLUMN 8	COLUMN 9	COLUMN 10	COLUMN 11	COLUMN 12	COLUMN 13	
Wire Insulation Diameter	Wire Hole Fillers ⁽²⁾	Insertion Tool ⁽³⁾	Hand Crimp Tool ⁽⁴⁾	Extraction Tool	Power/Automatic Tools ⁽⁵⁾	
 .100 - .147 (2.54 - 3.73)	 225-0093-000 225-0093-000	 Replacement Tip 317-1153-017 SSI-T-Tool or 070306-0000	 Replacement Locator 1181-92005 SSI-CS10 SSI-CS10	 DRK 152 DRK 152	 Mini Applicator (See below and page 14 for more details)	
	 CBIT-SS-150 (see page 15 for more detail)	 Replacement Tip 317-1153-015 SS-T-Tool or 070235-0001	 Replacement Locator 1181-92005 SS-CS10 SS-CS10	 DRK 152 DRK 152	 M3000 Crimping Press (see page 14 for more detail)	
.100 - .147 (2.54 - 3.73)	225-0093-000 225-0093-000	Replacement Tip MSS 2000 TIP MSS-T-Tool	Replacement Locator 1181-89005 MSS-CS10	DRK 32		
	225-1012-000	MSS-T-Tool	MSS-CS10	DRK 32		
.274 - .380 (6.96 - 9.65)	-	CIT-VE4-6	-	—	 400BHD	 Kit contains: Crimp die, Locator(s), and Go No-Go Gauge. Provide sample of wire when ordering. (Call for more information.)
	-	CIT-VE4-6	-			
.159 - .245 (4.04 - 6.22)	-	CIT-VE8-10	-	—	 400BHD	 Kit contains: Crimp die, Locator(s), and Go No-Go Gauge. Provide sample of wire when ordering. (Call for more information.)
	-	CIT-VE8-10	-			
.100 - .147 (2.54-3.73)	—	076303-0000	AF8 with TH452	DRK 152	WA27F	TH452

▲ IMPORTANT: Use holding blocks on page 5. 
 Power insertion tool available, see page 15. 

(4) Hand Crimp Tools

These are heavy duty tools with a ratchet mechanism that will only release the contact when the crimp is completed. These tools produce consistent, high quality crimps. They are the only hand crimping tools recommended for Sure-Seal® contacts.

(5) Semi-Automatic Crimp Tools

For high volume applications, several types of semi-automatic crimping tools are available for all Sure-Seal® contacts. See pages 13 and 14. 

Mini Applicator for insulation support
 For Sure-Seal® stamped contacts

Mini applicator modules are used in industry standard crimp presses. This allows for fast changeover for crimping different contacts and by using the same crimp press, saves valuable factory floor space versus having to use multiple presses. See page 15. 