

T5 FHE Luxline Plus

28W/T5/830 FHE
0002766



Product features



PRODUCT OVERVIEW

Product name	28W/T5/830 FHE
Technology	Fluorescent
Watt (Rated) (W)	28
Lamp shape	Tube, double-ended
Type	T5 FHE Luxline Plus
Cap/Base	G5
Lamp finish	Frosted/Coated
Fixture rating	Open
General application	Education, Hospitality, Logistics & Industry, Museums & Galleries, Office, Retail, Residential & Consumer
ETIM Class	EC000108
E-number FI	4944223
E-number SE	8356518
E-number Norway	3800904
Luminous flux (lm)	2900
Rated lamp efficacy 100h 50Hz at 35°C (lm/W)	93
Colour temperature (K)	3000
Light colour	Warm White
Colour Code	830
CRI (Ra)	85
Colour Variation Initial (SDCM)	SDCM5
Photobiological Risk Group	Not applicable
Wattage (W)	28.00
Product Voltage (V)	167
Dimmable	Yes
Average life (Nominal) (h)	24000
Product EAN number	5410288027661

DATA TABLE

General data

Product name	28W/T5/830 FHE
Technology	Fluorescent
Watt (Rated) (W)	28
Lamp shape	Tube, double-ended

T5 FHE Luxline Plus

28W/T5/830 FHE
0002766

Type	T5 FHE Luxline Plus
Cap/Base	G5
Lamp finish	Frosted/Coated
Fixture rating	Open
General application	Education, Hospitality, Logistics & Industry, Museums & Galleries, Office, Retail, Residential & Consumer
ETIM Class	EC000108
E-number FI	4944223
E-number SE	8356518
E-number Norway	3800904

Optical data

Luminous flux (lm)	2900
Luminous flux (Rated) (lm)	2600
Luminous flux (Nominal) at 35°C (lm)	2900
Rated lamp efficacy 100h 50Hz at 35°C (lm/W)	93
Ambient temperature for maximum luminous flux (°C)	35
Colour temperature (K)	3000
Light colour	Warm White
Colour Code	830
CRI (Ra)	85
Colour Variation Initial (SDCM)	SDCM5
Adjustable chromaticity	N
Photobiological Risk Group	Not applicable
Rated lumen maint. factor (%) at 2000 h 50Hz	0.97
Rated lumen maint. factor (%) at 4000 h 50Hz	0.95
Rated lumen maint. factor (%) at 6000 h 50Hz	0.93
Rated lumen maint. factor (%) at 8000 h 50Hz	0.92
Rated lumen maint. factor (%) at 12000 h 50Hz	0.91
Rated lumen maint. factor (%) at 16000 h 50Hz	0.90
Rated lumen maint. factor (%) at 20000 h 50Hz	0.88

Electrical data

Wattage (W)	28.00
Watt (Rated) - High frequency (W)	27.90
Current (A)	0.170
Product Voltage (V)	167
Control gear required	Yes
Transformer required	No
Dimmable	Yes
Drive current (mA)	170
Lamp Energy Label (class)	F
kWh per 1000 hours burning time	31

T5 FHE Luxline Plus

28W/T5/830 FHE

0002766

Lifetime data

Average life (Nominal) (h)	24000
Average life (Rated) (h)	24000
Rated survival factor (%) at 2000 h 50Hz	0.99
Rated survival factor (%) at 4000 h 50Hz	0.98
Rated survival factor (%) at 6000 h 50Hz	0.96
Rated survival factor (%) at 8000 h 50Hz	0.94
Rated survival factor (%) at 12000 h 50Hz	0.93
Rated survival factor (%) at 16000 h 50Hz	0.90
Rated survival factor (%) at 20000 h 50Hz	0.84

Physical data

Nominal Product Length (mm)	1150.0
Nominal Product Diameter (mm)	16
Max. Length base to base (mm) - A	1149.0
Length base to pin Min-Max (mm) - B	1153.7-1156.1
Max. Lamp Length (mm) - C/L	1163.2
Max. Lamp Diameter (mm) - D	17.0
Weight (kg)	0.083

Packaging

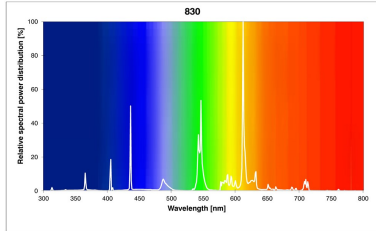
Single packaging type	Carton
Product EAN number	5410288027661
Packaging single length / height (cm)	116.4
Packaging single width (cm)	1.9
Packaging single depth (cm)	1.9
DUN14 (outer)	15410288027668
Units per outer package	25
Packaging outer length / height (cm)	118.0
Packaging outer width (cm)	10.5
Packaging outer depth (cm)	10.5

Safety data

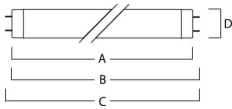
Lamp mercury content (mg)	2.30
Breakage cleaning instructions	Applicable
Recommendation for disposal at end of life	Applicable
Special purpose lamp	No
Suitable for household illumination	Yes

PHOTOMETRY

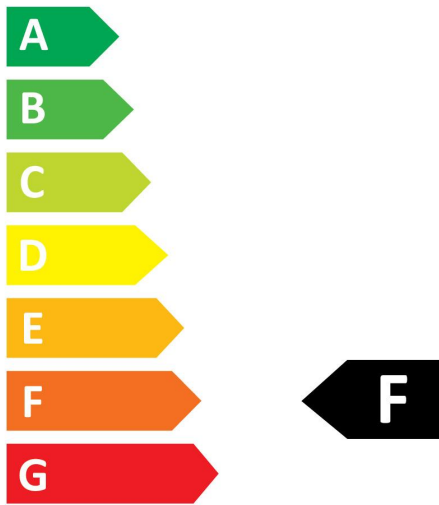
T5 FHE Luxline Plus
28W/T5/830 FHE
0002766



TECHNICAL DRAWINGS



0002766



28
kWh/1000h



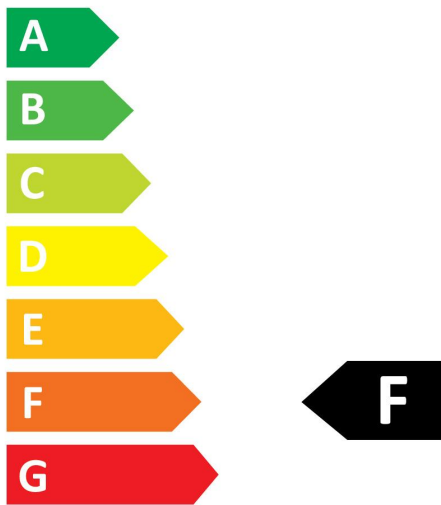
2019/2015

SYLVANIA

T5 FHE Luxline Plus
28W/T5/830 FHE
0002766



0002766



28
kWh/1000h



2019/2015