



Axicom | Axicom P1 Signal Relay

TE Internal #: 2-1393774-0

Axicom P1 Signal Relay, Signal Relays, 125VDC Contact Voltage Rating, 150VAC Contact Voltage Rating, 34mW Signal Relay Coil Power Rating (DC)

[View on TE.com >](#)

Relays, Contactors & Switches > Relays > Signal Relays



Contact Voltage Rating: **150 VAC**

Signal Relay Coil Power Rating (DC): **34 mW**

Isolation (HF Parameter): **-18dB @ 900MHz, -30dB @ 100MHz**

Insertion Loss (HF Parameter): **-.12dB @ 100MHz, -1.9dB @ 900MHz**

## Features

### Product Type Features

Relay Type	P1 Relay V23026
Relay Style	P1 Relay V23026
Product Type	Relay

### Electrical Characteristics

Coil Power Rating Class	0 – 100 mW
Actuating System	DC
Insulation Initial Dielectric Between Open Contacts	500 Vrms
Contact Limiting Short-Time Current	1 A
Insulation Initial Dielectric Between Contacts and Coil	1500 Vrms
Insulation Creepage Class	0 – 1.5 mm
Insulation Initial Dielectric Between Coil/Contact Class	1000 V – 1500 VA
Voltage Standing Wave Ration (HF Parameter)	1.06 @ 100MHz, 1.75 @ 900MHz
Power Consumption	30 – 150 mW
Contact Limiting Making Current	1 A
Coil Resistance	740 Ω
Contact Limiting Continuous Current	1 A
Insulation Creepage Between Contact and Coil	.75 mm[.03 in]
Coil Type	Bistable, 1 Coil
Contact Limiting Breaking Current	1 A



Contact Switching Load (Min)	10mA @ .02V
Contact Voltage Rating	150 VAC
Signal Relay Coil Power Rating (DC)	34 mW
Signal Relay Coil Voltage Rating	24 VAC
Signal Relay Contact Switching Voltage (Max)	150 VAC
Signal Relay Coil Magnetic System	Bistable, 1 Coil, Polarized

### Signal Characteristics

Isolation (HF Parameter)	-18dB @ 900MHz, -30dB @ 100MHz
Insertion Loss (HF Parameter)	-.12dB @ 100MHz, -1.9dB @ 900MHz

### Body Features

Insulation Special Features	2500V Initial Surge Withstand Voltage between Contacts & Coil
Weight	2 g[.0705 oz]

### Contact Features

Contact Plating Material	Gold-Rhodium
Contact Current Class	0 – 2 A
Contact Special Features	Bifurcated/Twin Contacts
Signal Relay Terminal Type	PCB-THT
Signal Relay Contact Current Rating	.5 A
Signal Relay Contact Arrangement	2 Form A (NO)
Contact Material	Ruthenium
Contact Number of Poles	1

### Termination Features

Termination Type	Through Hole
------------------	--------------

### Mechanical Attachment

Signal Relay Mounting Type	Printed Circuit Board
----------------------------	-----------------------

### Dimensions

Width Class (Mechanical)	6 – 8 mm
Width	7.59 mm[.299 in]
Height	6.9 mm[.272 in]
Length Class (Mechanical)	12 – 14 mm
Insulation Clearance Between Contact and Coil	.75 mm[.03 in]



Height Class (Mechanical)	6 – 7 mm
Length	13 mm [.512 in]
Insulation Clearance Class	0 – 2.5 mm

### Usage Conditions

Environmental Ambient Temperature (Max)	85 °C [85 °F]
Environmental Ambient Temperature Class	70 – 85 °C
Operating Temperature Range	-40 – 85 °C

### Operation/Application

Performance Type	Standard
------------------	----------

### Packaging Features

Packaging Method	Box & Tube, Tube
------------------	------------------

## Product Compliance

[For compliance documentation, visit the product page on TE.com>](#)

EU RoHS Directive 2011/65/EU	Compliant
EU ELV Directive 2000/53/EC	Compliant
China RoHS 2 Directive MIIT Order No 32, 2016	No Restricted Materials Above Threshold
EU REACH Regulation (EC) No. 1907/2006	Current ECHA Candidate List: JAN 2021 (211) Candidate List Declared Against: JAN 2021 (211) Does not contain REACH SVHC
Halogen Content	BFR/CFR/PVC Free, but Br/Cl >900 ppm in other sources.
Solder Process Capability	Wave solder capable to 265°C

#### Product Compliance Disclaimer


This information is provided based on reasonable inquiry of our suppliers and represents our current actual knowledge based on the information they provided. This information is subject to change. The part numbers that TE has identified as EU RoHS compliant have a maximum concentration of 0.1% by weight in homogenous materials for lead, hexavalent chromium, mercury, PBB, PBDE, DBP, BBP, DEHP, DIBP, and 0.01% for cadmium, or qualify for an exemption to these limits as defined in the Annexes of Directive 2011/65/EU (RoHS2). Finished electrical and electronic equipment products will be CE marked as required by Directive 2011/65/EU. Components may not be CE marked. Additionally, the part numbers that TE has identified as EU ELV compliant have a maximum concentration of 0.1% by weight in homogenous materials for lead, hexavalent chromium, and mercury, and 0.01% for cadmium, or qualify for an exemption to these limits as defined in the Annexes of Directive 2000/53/EC (ELV). Regarding the REACH Regulation, the information TE provides on SVHC in articles for this part number is based on the latest European Chemicals Agency (ECHA) 'Guidance on requirements for substances in articles' posted at this URL: <https://echa.europa.eu/guidance-documents/guidance-on-reach>

## Compatible Parts




TE Part # 1422015-8  
V23026F1051B201 \*X020

## Also in the Series | Axicom P1 Signal Relay

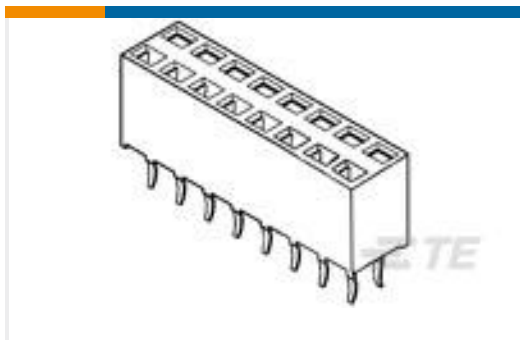


Power Relays(8)



Signal Relays(25)

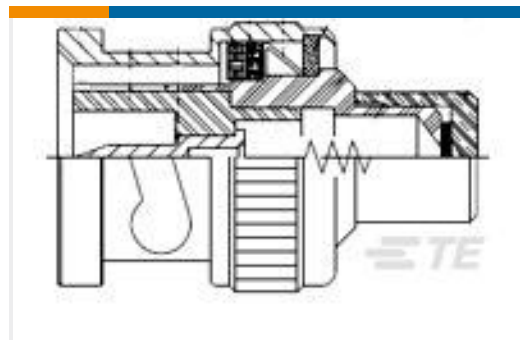
## Customers Also Bought



TE Part #1-215307-7  
2X17P HV100 REC CON. TE, 7.0MM



TE Part #1-825433-0  
MOD 2 PINHDR 1X10P.



TE Part #1-1337463-0  
BNC Plg Term 50Ohm Silver Pltd



TE Part #1-534237-0  
12 MODII VRT SR CE 100/115



TE Part #11032035-00  
PIEZO FILM SENSORS WITH LEAD




TE Part #640457-3  
Polyester Right Angle PCB Header:  
2.54mm, Unshrouded, MTA 100



TE Part #1-1623783-7  
Wirewound Resistor: Vertical Mount



TE Part #1007079-1  
CONTACT MICROPHONE CM-01



## Documents

### CAD Files

[3D PDF](#)

3D

Customer View Model

[ENG\\_CVM\\_CVM\\_2-1393774-0\\_B.2d\\_dxf.zip](#)

English

Customer View Model

[ENG\\_CVM\\_CVM\\_2-1393774-0\\_B.3d\\_igs.zip](#)

English

Customer View Model

[ENG\\_CVM\\_CVM\\_2-1393774-0\\_B.3d\\_stp.zip](#)

English

By downloading the CAD file I accept and agree to the [Terms and Conditions](#) of use.

### Datasheets & Catalog Pages

[Industrial Relays Quick Reference Guide](#)

English

[Industrial Relays Quick Reference Guide](#)

Japanese

[Industrial Relays Quick Reference Guide](#)

### Product Specifications

[Product Specification](#)

English

[Definitions, Handling, Processing, Testing and Use of Relays](#)

English

### Product Environmental Compliance

[TE Material Declaration](#)

English