

BLINDNIETE


FLACHRUNDKOPF (~ DIN EN ISO 15979)

BLIND RIVETS

DOMED HEAD (~ DIN EN ISO 15979)

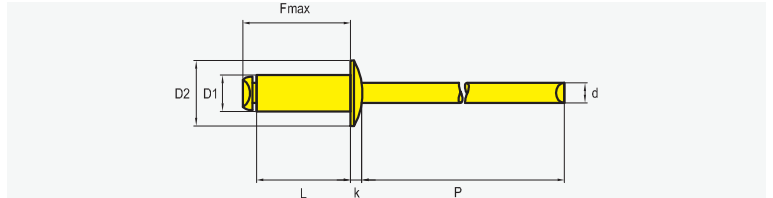
RIVETS AVEUGLES

TÊTE PLATE (~ DIN EN ISO 15979)




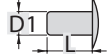





Stahl verzinkt
Steel zinc plated
Acier zingué

Stahl verzinkt
Steel zinc plated
Acier zingué










Ø 5,0 mm

D1 = 5,0 + 0,08 / - 0,15 mm
D2 = 9,5 + 0 / - 1,0 mm
k = 1,1 + / - 0,3 mm
d = 2,9 mm
P ≥ 27,0 mm
L = + 1,0 / - 0,2 mm
 5,1 mm


	F-Max		CODE				
5,0 x 6,0 mm	11,4 mm	1,0 - 2,5 mm	70801 50600	2575 N	3255 N	500	5000
5,0 x 8,0 mm	13,4 mm	2,5 - 4,0 mm	70801 50800			500	5000
5,0 x 10,0 mm	15,4 mm	4,0 - 6,0 mm	70801 50100			500	5000
5,0 x 12,0 mm	17,4 mm	6,0 - 8,0 mm	70801 50120			500	5000
5,0 x 14,0 mm	19,4 mm	8,0 - 10,0 mm	70801 50140			500	5000
5,0 x 16,0 mm	21,4 mm	10,0 - 11,5 mm	70801 50160			500	5000
5,0 x 18,0 mm	23,4 mm	11,5 - 13,5 mm	70801 50180			500	5000
5,0 x 20,0 mm	25,4 mm	13,5 - 15,0 mm	70801 50200			500	5000
5,0 x 22,0 mm	27,4 mm	15,0 - 17,0 mm	70801 50220			500	5000
5,0 x 25,0 mm	30,4 mm	17,0 - 20,0 mm	70801 50250			250	2500
5,0 x 30,0 mm	35,4 mm	20,0 - 25,0 mm	70801 50300			250	2500
5,0 x 35,0 mm	40,4 mm	25,0 - 30,0 mm	70801 50350			250	2500
5,0 x 40,0 mm	45,4 mm	30,0 - 35,0 mm	70801 50400			250	2500







Ø 6,0 mm

D1 = 6,0 + 0,08 / - 0,15 mm
D2 = 12,0 + 0 / - 1,5 mm
k = 1,5 + / - 0,4 mm
d = 3,65 mm
P ≥ 31,0 mm
L = + 1,0 / - 0,2 mm
 6,1 mm

	F-Max		CODE				
6,0 x 10,0 mm	15,9 mm	2,5 - 4,5 mm	70801 60100	4000 N	5000 N	250	2500
6,0 x 12,0 mm	17,9 mm	4,5 - 6,5 mm	70801 60120			250	2500
6,0 x 15,0 mm	20,9 mm	6,5 - 9,5 mm	70801 60150			250	2500
6,0 x 18,0 mm	23,9 mm	9,5 - 12,5 mm	70801 60180			250	2500
6,0 x 22,0 mm	27,9 mm	12,5 - 16,5 mm	70801 60220			250	2500
6,0 x 26,0 mm	31,9 mm	16,0 - 19,0 mm	70801 60260			250	2500
6,0 x 30,0 mm	35,9 mm	19,0 - 24,0 mm	70801 60300			250	2500

Ø 6,4 mm

D1 = 6,4 + 0,08 / - 0,15 mm
D2 = 13,0 + 0 / - 1,5 mm
k = 1,8 + / - 0,4 mm
d = 3,85 mm
P ≥ 31,0 mm
L = + 1,0 / - 0,2 mm
 6,5 mm

	F-Max		CODE				
6,4 x 8,0 mm	14,4 mm	1,0 - 3,0 mm	70801 64800	4350 N	5400 N	250	2500
6,4 x 10,0 mm	16,4 mm	2,0 - 4,0 mm	70801 64100			250	2500
6,4 x 12,0 mm	18,4 mm	3,0 - 6,0 mm	70801 64120			250	2500
6,4 x 15,0 mm	21,4 mm	6,0 - 9,0 mm	70801 64150			250	2500
6,4 x 18,0 mm	24,4 mm	9,0 - 12,0 mm	70801 64180			250	2500
6,4 x 20,0 mm	26,4 mm	12,0 - 16,0 mm	70801 64200			250	2500
6,4 x 26,0 mm	32,4 mm	16,0 - 20,0 mm	70801 64260			250	2500
6,4 x 30,0 mm	36,4 mm	20,0 - 24,0 mm	70801 64300			250	2500