



CIRCUIT-BREAKER SZ S00, FOR STARTER COMBINATION, RATED CURRENT 2 A, N-RELEASE 26A, SPRING-L. CONNECTION, STANDARD SW. CAPACITY

product brand name		SIRIUS
Product designation		3RV2 circuit breaker

General technical data:		
Active power loss total typical	W	6
Insulation voltage		
• with degree of pollution 3 Rated value	V	690
Shock resistance		
• acc. to IEC 60068-2-27		25g / 11 ms
Surge voltage resistance Rated value	kV	6
Mechanical service life (switching cycles)		
• of the main contacts typical		100 000
• of the auxiliary contacts typical		100 000
Electrical endurance (switching cycles)		
• typical		100 000
Size of contactor can be combined company-specific		S00
Protection class IP		
• on the front		IP20
• of the terminal		IP20
Equipment marking		
• acc. to DIN EN 81346-2		Q

Main circuit:		
Number of poles for main current circuit		3
Operating voltage		
• Rated value	V	690

<ul style="list-style-type: none"> • at AC-3 Rated value maximum 	V	690
Operating frequency Rated value	Hz	50 ... 60
Operating current Rated value	A	2
Operating current		
<ul style="list-style-type: none"> • at AC-3 <ul style="list-style-type: none"> — at 400 V Rated value 	A	2
Operating power		
<ul style="list-style-type: none"> • at AC-3 <ul style="list-style-type: none"> — at 230 V Rated value — at 400 V Rated value — at 500 V Rated value — at 690 V Rated value 	W	370
	W	750
	W	750
	W	1 100
Operating frequency		
<ul style="list-style-type: none"> • at AC-3 maximum 	1/h	15

Auxiliary circuit:

Number of NC contacts		
<ul style="list-style-type: none"> • for auxiliary contacts 		0
Number of NO contacts		
<ul style="list-style-type: none"> • for auxiliary contacts 		0
Number of CO contacts		
<ul style="list-style-type: none"> • for auxiliary contacts 		0
Product expansion Auxiliary switch		Yes

Protective and monitoring functions:

Operational short-circuit current breaking capacity (Ics) with AC		
<ul style="list-style-type: none"> • at 240 V Rated value • at 400 V Rated value • at 500 V Rated value • at 690 V Rated value 	kA	100
	kA	100
	kA	100
	kA	10
Maximum short-circuit current breaking capacity (Icu)		
<ul style="list-style-type: none"> • with AC at 240 V Rated value • with AC at 400 V Rated value • with AC at 500 V Rated value • with AC at 690 V Rated value 	kA	100
	kA	100
	kA	100
	kA	10
Breaking capacity short-circuit current (Icn)		
<ul style="list-style-type: none"> • with 1 current path for DC at 150 V Rated value • with 2 current paths in series for DC at 300 V Rated value • with 3 current paths in series for DC at 450 V Rated value 	kA	10
	kA	10
	kA	10
Response value current of the instantaneous short-circuit release	A	26

UL/CSA ratings:

Full-load current (FLA) for three-phase AC motor		
• at 480 V Rated value	A	2
• at 600 V Rated value	A	2
yielded mechanical performance [hp]		
• for single-phase AC motor at 230 V Rated value	metric hp	0.125
• for three-phase AC motor at 460/480 V Rated value	metric hp	0.75
• for three-phase AC motor at 575/600 V Rated value	metric hp	1

Short-circuit:

Product function Short circuit protection		Yes
Design of the short-circuit trip		magnetic
Design of the fuse link for IT network for short-circuit protection of the main circuit		
• at 400 V		gL/gG 25 A
• at 500 V		gL/gG 25 A
• at 690 V		gL/gG 20 A

Installation/ mounting/ dimensions:

mounting position		any
Mounting type		screw and snap-on mounting onto 35 mm standard mounting rail according to DIN EN 60715
Height	mm	106
Width	mm	45
Depth	mm	96
Required spacing		
• with side-by-side mounting		
— forwards	mm	0
— Backwards	mm	0
— upwards	mm	50
— downwards	mm	50
— at the side	mm	0
• for grounded parts		
— forwards	mm	0
— Backwards	mm	0
— upwards	mm	50
— at the side	mm	30
— downwards	mm	50
• for live parts		
— forwards	mm	0

— Backwards	mm	0
— upwards	mm	50
— downwards	mm	50
— at the side	mm	30

Connections/ Terminals:

Type of electrical connection		
<ul style="list-style-type: none"> • for main current circuit 		spring-loaded terminals
Arrangement of electrical connectors for main current circuit		Top and bottom
Product function		
<ul style="list-style-type: none"> • removable terminal for auxiliary and control circuit 		No
Type of connectable conductor cross-section		
<ul style="list-style-type: none"> • for main contacts <ul style="list-style-type: none"> — single or multi-stranded — finely stranded with core end processing — finely stranded without core end processing • for AWG conductors for main contacts 		2x (0,5 ... 4 mm ²) 2x (0.5 ... 2.5 mm ²) 2x (0.5 ... 2.5 mm ²) 2x (20 ... 12)
Design of screwdriver shaft		Diameter 5 to 6 mm

Safety related data:

B10 value with high demand rate acc. to SN 31920		50 000
Proportion of dangerous failures		
<ul style="list-style-type: none"> • with low demand rate acc. to SN 31920 • with high demand rate acc. to SN 31920 	%	40
	%	40
Failure rate [FIT] with low demand rate acc. to SN 31920	FIT	50
T1 value for proof test interval or service life acc. to IEC 61508	y	10
Protection against electrical shock		finger-safe

Mechanical data:

Size of the circuit-breaker		S00
------------------------------------	--	-----

Ambient conditions:

Installation altitude at height above sea level maximum	m	2 000
Ambient temperature		
<ul style="list-style-type: none"> • during operation • during storage • during transport 	°C	-20 ... +60
	°C	-50 ... +80
	°C	-50 ... +80
Relative humidity during operation	%	10 ... 95

Display:

Display version

- for switching status

Handle

Certificates/ approvals:

General Product Approval



CCC



CSA



EG-Konf.

Declaration of Conformity

Test Certificates

[Type Test Certificates/Test Report](#)

[Special Test Certificate](#)

Test Certificates

[Declaration of the Compliance with the order](#)



ABS



BUREAU VERITAS



DNV



GL



LRS

Shipping Approval

Shipping Approval

other



PRS



RINA



RMRS

[Environmental Confirmations](#)

[Confirmation](#)



VDE

other

[other](#)

Further information

Information- and Downloadcenter (Catalogs, Brochures,...)

<http://www.siemens.com/industrial-controls/catalogs>

Industry Mall (Online ordering system)

<http://www.siemens.com/industrymall>

Cax online generator

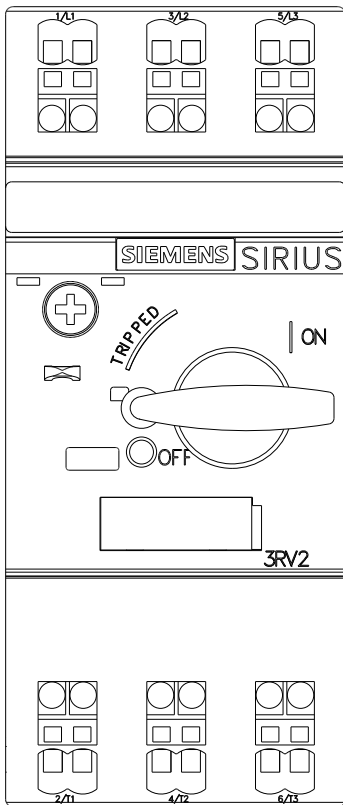
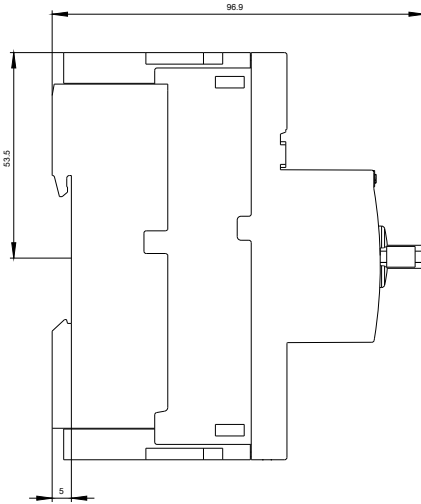
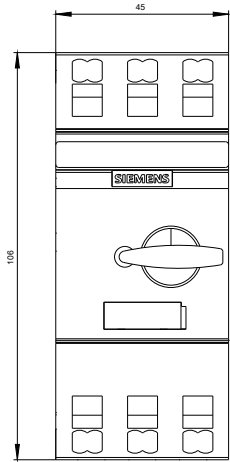
<http://support.automation.siemens.com/WW/CAXorder/default.aspx?lang=en&mlfb=3RV23111BC20>

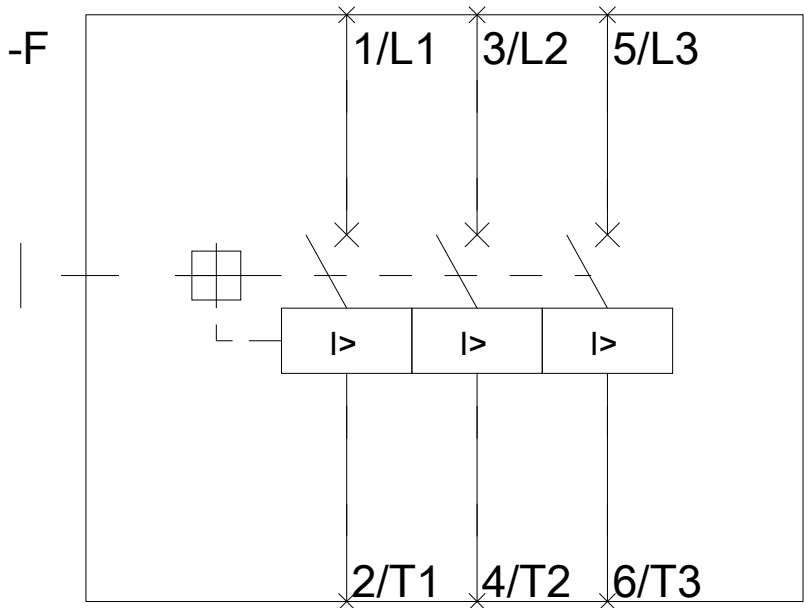
Service&Support (Manuals, Certificates, Characteristics, FAQs,...)

<http://support.automation.siemens.com/WW/view/en/3RV23111BC20/all>

Image database (product images, 2D dimension drawings, 3D models, device circuit diagrams, EPLAN macros, ...)

http://www.automation.siemens.com/bilddb/cax_de.aspx?mlfb=3RV23111BC20&lang=en





last modified:

11.03.2015