



CONTACTOR RELAY, 4NO, AC 110V, 50/60 HZ, SIZE S00, SCREW TERMINAL

product brand name	SIRIUS
Product designation	contactor relay

General technical data:

Insulation voltage		
<ul style="list-style-type: none"> with degree of pollution 3 Rated value 	V	690
Degree of pollution		3
Surge voltage resistance Rated value	kV	6
Mechanical service life (switching cycles)		
<ul style="list-style-type: none"> of the contactor typical 		30 000 000
<ul style="list-style-type: none"> of the contactor with added electronics-compatible auxiliary switch block typical 		5 000 000
<ul style="list-style-type: none"> of the contactor with added auxiliary switch block typical 		10 000 000
Protection class IP		
<ul style="list-style-type: none"> on the front 		IP20
Equipment marking		
<ul style="list-style-type: none"> acc. to DIN EN 61346-2 		K
<ul style="list-style-type: none"> acc. to DIN EN 81346-2 		K

Control circuit/ Control:

Type of voltage of the control supply voltage		AC
Control supply voltage with AC		
<ul style="list-style-type: none"> at 50 Hz Rated value 	V	110
<ul style="list-style-type: none"> at 60 Hz Rated value 	V	110
<ul style="list-style-type: none"> Rated value 	Hz	50
Control supply voltage frequency 2 Rated value	Hz	60

Operating range factor control supply voltage rated value of the magnet coil with AC		
• at 50 Hz		0.8 ... 1.1
• at 60 Hz		0.85 ... 1.1
Apparent pick-up power of the magnet coil with AC	V·A	37
Apparent holding power of the magnet coil with AC	V·A	5.7
Inductive power factor		
• with closing power of the coil		0.8
• with the holding power of the coil		0.25

Auxiliary circuit:

Number of NO contacts		
• for auxiliary contacts		4
— instantaneous contact		4
Product expansion Auxiliary switch		Yes
Identification number and letter for switching elements		40 E
Operating current at AC-15		
• at 230 V Rated value	A	10
• at 400 V Rated value	A	3
• at 690 V Rated value	A	1
Design of the miniature circuit breaker		
• for short-circuit protection of the auxiliary circuit up to 230 V		C characteristic: 6 A; 0.4 kA
Contact reliability of the auxiliary contacts		1 faulty switching per 100 million (17 V, 1 mA)

UL/CSA ratings:

Contact rating of the auxiliary contacts acc. to UL		A600 / Q600
--	--	-------------

Short-circuit:

Design of the fuse link		
• for short-circuit protection of the auxiliary switch required		fuse gL/gG: 10 A

Installation/ mounting/ dimensions:

mounting position		+/-180° rotation possible on vertical mounting surface; can be tilted forward and backward by +/- 22.5° on vertical mounting surface
Mounting type		screw and snap-on mounting onto 35 mm standard mounting rail
Height	mm	57.5
Width	mm	45
Depth	mm	73
Required spacing		
• for grounded parts		
— at the side	mm	6

- for live parts
 - at the side

mm	6
----	---

Connections/ Terminals:

Type of electrical connection		screw-type terminals
<ul style="list-style-type: none"> • for auxiliary and control current circuit 		
Type of connectable conductor cross-section		
<ul style="list-style-type: none"> • for auxiliary contacts <ul style="list-style-type: none"> — single or multi-stranded — finely stranded with core end processing • for AWG conductors for auxiliary contacts 		2x (0,5 ... 1,5 mm ²), 2x (0,75 ... 2,5 mm ²), 2x 4 mm ² 2x (0.5 ... 1.5 mm ²), 2x (0.75 ... 2.5 mm ²) 2x (20 ... 16), 2x (18 ... 14), 2x 12

Safety related data:

B10 value with high demand rate acc. to SN 31920		1 000 000
<ul style="list-style-type: none"> • Note 		With 0.3 x I _e
Proportion of dangerous failures		
<ul style="list-style-type: none"> • with low demand rate acc. to SN 31920 • with high demand rate acc. to SN 31920 	%	40 73
Failure rate [FIT] with low demand rate acc. to SN 31920	FIT	100
T1 value for proof test interval or service life acc. to IEC 61508	y	20
Protection against electrical shock		finger-safe

Mechanical data:

Size of contactor		S00
--------------------------	--	-----

Ambient conditions:

Installation altitude at height above sea level maximum	m	2 000
Ambient temperature		
<ul style="list-style-type: none"> • during operation • during storage 	°C	-25 ... +60 -55 ... +80

Certificates/ approvals:

General Product Approval	Functional Safety/Safety of Machinery	Declaration of Conformity
--------------------------	---------------------------------------	---------------------------



CCC



CSA



UL



[Type Examination](#)



EG-Konf.

Test Certificates	Shipping Approval
-------------------	-------------------

[Type Test Certificates/Test Report](#)

[Special Test Certificate](#)



ABS



BUREAU VERITAS



DNV



GL

Shipping Approval	other
-------------------	-------



LRS



PRS



RINA



RMRS

[Environmental Confirmations](#)



VDE

Further information

Information- and Downloadcenter (Catalogs, Brochures,...)

<http://www.siemens.com/industrial-controls/catalogs>

Industry Mall (Online ordering system)

<http://www.siemens.com/industrymall>

Cax online generator

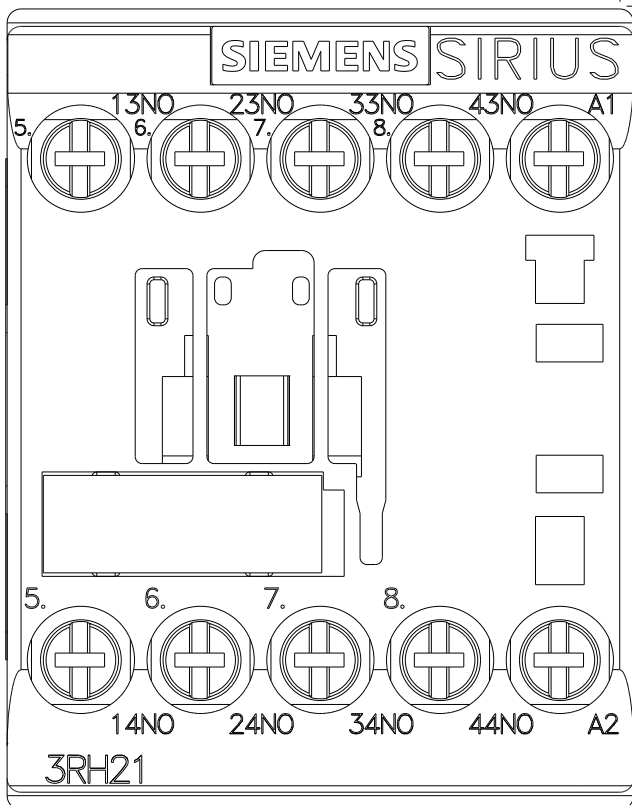
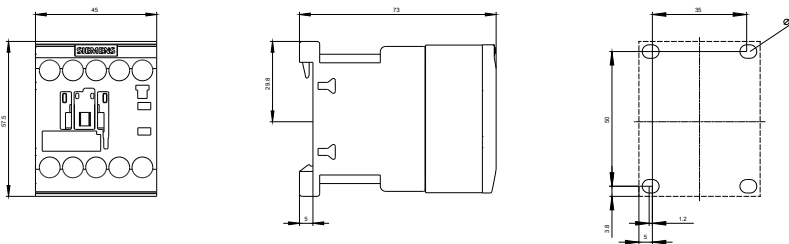
<http://support.automation.siemens.com/WW/CAXorder/default.aspx?lang=en&mfb=3RH21401AF00>

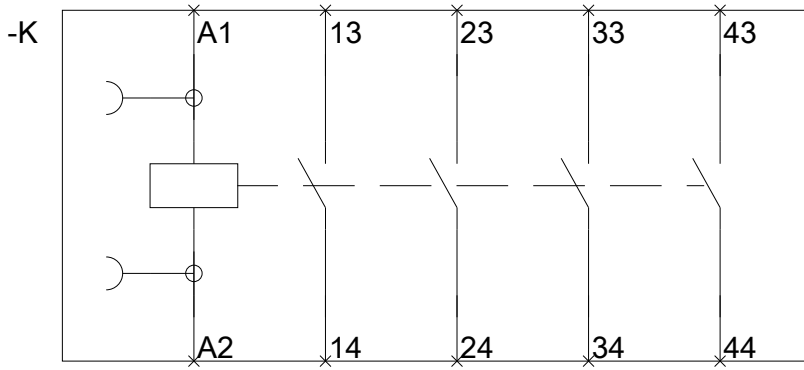
Service&Support (Manuals, Certificates, Characteristics, FAQs,...)

<http://support.automation.siemens.com/WW/view/en/3RH21401AF00/all>

Image database (product images, 2D dimension drawings, 3D models, device circuit diagrams, EPLAN macros, ...)

http://www.automation.siemens.com/bilddb/cax_de.aspx?mfb=3RH21401AF00&lang=en





last modified:

11.03.2015