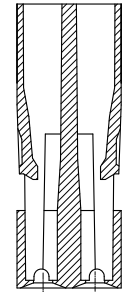
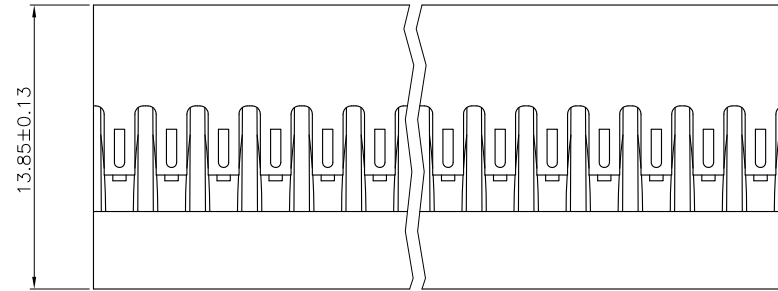


PRODUCT NUMBER
65043-0XX(E)LF

PIN STYLE
SEE SHEET 2

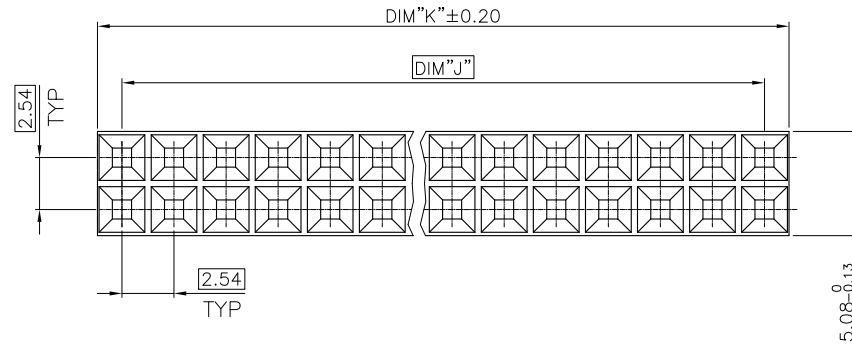
INDICATES THE PRODUCT IS RoHS
COMPLIANT, SEE NOTE 6

65043-YXXLF OR 65043-YXXELF ARE
EXACTLY THE SAME PRODUCTS.
EXTENSION "E" JUST FOR OLD EUROPEAN
DESIGN AND MANUFACTURING SITE



NOTES:

1. MOLDING MATERIAL : MODIFIED POLYPHELYNENE
COLOR BLACK, UL 94 V0
2. LATCH MUST WITHSTAND 18N MIN PULL OUT FORCE
3. STANDARD PACKAGING IN POLYBAGS
4. TERMINALS MUST BE CRIMPED PROPERLY FOR
SATISFACTORY LATCHING :
- FOR CRIMPING INSTRUCTIONS, SEE TA-75 AND TA-295
- FOR TERMINAL APPLICATION SEE TA-531.
PRODUCT SPECIFICATION: BUS-12-067.
5. THIS HOUSING IS INTENDED FOR USE WITH
MINI PV TERMINAL WITH 22-36 GAUGE WIRE
6. RoHS COMPLIANT PRODUCT SPECIFICATIONS :
- MEETS PACKAGING SPECS AS PER GS-14-920
- PRODUCT MEETS EUROPEAN UNION DIRECTIVES
AND OTHER COUNTRY REGULATIONS AS
DESCRIBED IN GS-22-008.
- THE PRODUCT IS NOT INTENDED TO BE EXPOSED
TO A MANUFACTURING SOLDER PROCESS.



mat'l. code SEE NOTES				surface ISO 1302	tolerance ISO 406 ISO 1101	projection	product family BERCONN
ltr	ecn no	dr	date	tolerances unless otherwise specified		mm	title
BG	V08-0022	LMU	08.01.15	angles	linear		MINI LATCH HOUSING
BH	F12-0064	LMU	12.06.08			scale 5:1	DOUBLE ROW 2.54mm
BJ	B-14321	LMU	13.03.21	dr	L.MULIN	12.06.08	dwg no
				engr	L.MULIN	12.06.08	sheet 1 of 2
				chr			size
				appd	JCO	12.06.09	65043
sheet index	revision sheet	BJ	BH				type
		1	2				CUSTOMER Drawing



PIN STYLE	No. OF POS.	DIM J	DIM K
35	2x02	2.54	4.93
34	2x03	5.08	7.47
33	2x04	7.62	10.01
32	2x05	10.16	12.55
31	2x06	12.70	15.09
30	2x07	15.24	17.63
29	2x08	17.78	20.17
28	2x09	20.32	22.71
27	2x10	22.86	25.25
26	2x11	25.40	27.79
25	2x12	27.94	30.33
24	2x13	30.48	32.87
23	2x14	33.02	35.41
22	2x15	35.56	37.95
21	2x16	38.10	40.49
20	2x17	40.64	43.03
19	2x18	43.18	45.57
18	2x19	45.72	48.11
17	2x20	48.26	50.65
16	2x21	50.80	53.19
15	2x22	53.34	55.73
14	2x23	55.88	58.27
13	2x24	58.42	60.81
12	2x25	60.96	63.35
11	2x26	63.50	65.89
10	2x27	66.04	68.43
09	2x28	68.58	70.97
08	2x29	71.12	73.51
07	2x30	73.66	76.05
06	2x31	76.20	78.59
05	2x32	78.74	81.13
04	2x33	81.28	83.67
03	2x34	83.82	86.21
02	2x35	86.36	88.75
01	2x36	88.90	91.29

mat'l. code		surface		tolerance		projection		product family	
SEE NOTES		ISO 1302 ✓		ISO 406 ISO 1101				BERCONN	
ltr	ecn no	dr	date	tolerances unless otherwise specified		mm		title	
BG	V08-0022	HTB	08.01.15	angles	linear	.x ±0.3		MINI LATCH HOUSING	
BH	F12-0064	LMU	12.06.08			.xx ±0.13		DOUBLE ROW 2.54mm	
						.xxx ±0.05			
				dr	L.MULIN	11.01.10		dwg no	
				engr	L.MULIN	11.01.10		sheet 2 of	
				chr				65043	
				appd	L.MU	11.01.10		A3	
sheet index	revision sheet							type CUSTOMER Drawing	



Copyright FCJ