



SERIE 025 ■

PNEUMATIC COUPLINGS
PNEUMATISCHE KUPPLUNGEN



SUPER FLOW SUPERDURCHFLUSS

Interchangeability - Kompatibilität
TST 026, RECTUS 25, RECTUS 26, CEJN 320,
PARKER PEF, JWL 520, JWL 530, Legris

Temperature Range - Temperaturbereich
-20°C +100°C (-4°F +212°F)

Working Pressure - Betriebsdruck
0 - 35 bar (0 - 508 PSI)

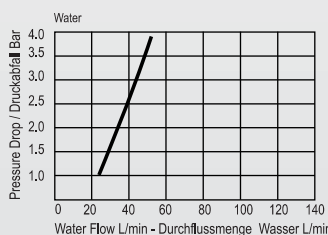
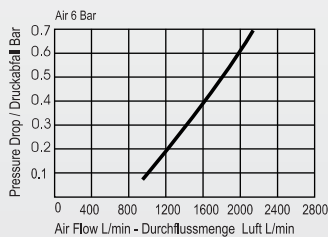
Flow capacity - Nennweite
NW - 7.8

Option - Optionen
F - Straight through flow -
ungehinderter Durchfluss
S - Stainless Steel - Edelstahl
V - Viton Seal - Viton Dichtung

For optional orders please add the symbol
of your option end of the order no.
Bei Optionsbestellungen Kennbuchstabe
bitte hinzufügen (Beispiel: 025 EG 13-K-V)

Material - Material

- Coupler Body-
Kupplungsgrundkörper : Brass Nickel Plated -
Messing vernickelt
- Back Part -
Hinterteil : Steel Nickel Plated -
Stahl vernickelt
- Sleeve - Hülse : Steel Nickel Plated -
Stahl vernickelt
- Valve - Ventil : Brass - Messing
- Springs - Federn : Stainless Steel -
Edelstahl
- Locking O-Ring -
Sprengling : Stainless Steel -
Edelstahl
- Balls - Kugeln : Stainless Steel -
Edelstahl AISI 420
- Seals - Dichtungen : Nitrile (Ni) - NBR (Ni)
- Plug - Nippel : Steel Nickel Plated -
Stahl vernickelt



Couplers and Plugs
Kupplungen und Nippel

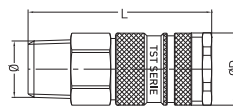
Connection
Anschlüsse

Order No
Bestellnr.

SW

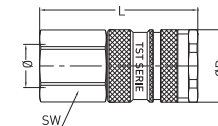
L

ØD



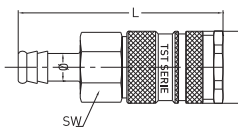
Male Thread Coupling
Kupplung mit Aussengewinde

BSPT 1/8"	025 RG 10	19	55	23
BSPT 1/4"	025 RG 13	19	60	23
BSPT 3/8"	025 RG 17	19	60	23
BSPT 1/2"	025 RG 21	22	60	23
M 14x1,5	025 EGM 14	19	58	23
M 16x1,5	025 EGM 16	19	59	23
M 18x1,5	025 EGM 18	19	59	23



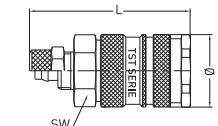
Female Thread Coupling
Kupplung mit Innengewinde

BSP 1/4"	025 DG 13	19	55	23
BSP 3/8"	025 DG 17	19	55	23
BSP 1/2"	025 DG 21	24	57	23
M 14x1,5	025 DGM 14	19	54	23
M 16x1,5	025 DGM 16	19	54	23
M 18x1,5	025 DGM 18	22	54	23



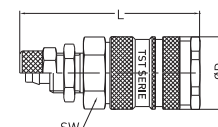
Standard Hose Barb Coupling
Kupplung mit Schlauchtülle

6 mm - 1/4"	025 HG 06	19	71	23
8 mm - 5/16"	025 HG 08	19	71	23
9 mm - 5/14"	025 HG 09	19	71	23
10 mm - 3/8"	025 HG 10	19	71	23
13 mm - 1/2"	025 HG 13	19	71	23



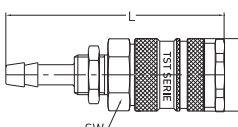
Plastic Hose Coupling
Kupplung für Kunststoffschlauch

6 x 8 mm - M 12x1	025 PG 06	19	60	23
6 x 10 mm - M 16x1	025 PG 06-4	19	60	23
8 x 10 mm - M 16x1	025 PG 08	19	64	23
8 x 12 mm - M 16x1	025 PG 08-4	19	64	23
9 x 12 mm - M 16x1	025 PG 09	19	64	23
9 x 13 mm - M 20x1.5	025 PG 09-4	20	64	23
11 x 16 mm - M 22x1.5	025 PG 11-5	22	71	23



Panel Mount Plastic Hose Couplings
Kupplungen mit Schottverschraubung
für Kunststoffschlauch

6 mm - M12x1	025 MG 06	19	76	23
8 mm - M12x1	025 MG 08	19	80	23
10 mm - BSP 1/4"	025 MG 10	19	87	23



Plastic Hose Coupling With Spring
Kupplung mit Schottverschraubung
Schlauchanschluss

6 x 8 mm - M12x1	025 YG 06	19	140	23
8 x 10 mm - M16x1	025 YG 08	19	165	23
9 x 12 mm - M16x1	025 YG 09	19	165	23

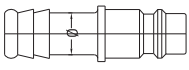
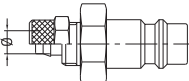
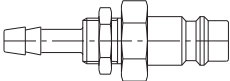
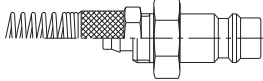
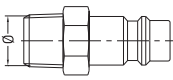
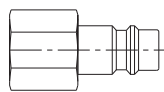
PNEUMATIC COUPLINGS
PNEUMATISCHE KUPPLUNGEN

SERIE 025



SUPER FLOW **SUPERDURCHFLUSS**



Couplers and Plugs Kupplungen und Nippel	Connection Anschlüsse	Order No Bestellnr.	SW	L
 Standard Hose Barb Plug Nippel mit Schlauchtülle	6 mm - 1/4"	025 HU 06		46
	8 mm - 5/16"	025 HU 08		46
	9 mm - 5/14"	025 HU 09		46
	10 mm - 3/8"	025 HU 10		46
	13 mm - 1/2"	025 HU 13		48
	16 mm - 5/8"	025 HU 16		48
 Plastic Hose Plug Nippel für Kunststoffschlauch	4 x 6 mm - M 10x1	025 PU 04		34
	6 x 8 mm - M 12x1	025 PU 06		34
	6 x 10 mm - M 16x1	025 PU 06-4		34
	8 x 10 mm - M 16x1	025 PU 08		42
	8 x 12 mm - M 16x1	025 PU 08-4		42
	9 x 12 mm - M 16x1	025 PU 09		42
	9 x 13 mm - M 20x1.5	025 PU 09-4		42
	11 x 16 mm - M 22x1.5	025 PU 11-5		49
 Panel Mount Standard Hose Plug Nippel mit Schottverschraubung Schlauchanschluss	6 mm - M 12x1	025 MU 06	14	56
	8 mm - M 12x1	025 MU 08	14	56
	10 mm - M 14x1	025 MU 10	17	56
 Plastic Hose Plugs With Spring Nippel für Kunststoffschlauch mit Knickschutzfeder	6 x 8 mm - M 12x1	025 YU 04		120
	8 x 10 mm - M 16x1	025 YU 06		120
	9 x 12 mm - M 16x1	025 YU 08		140
		025 YU 09		140
 Male Thread Plug Nippel mit Aussengewinde	BSPT 1/8"	025 RU 10	13	33
	BSPT 1/4"	025 RU 13	14	37
	BSPT 3/8"	025 RU 17	17	37
	BSPT 1/2"	025 RU 21	22	43
	M 14x1,5	025 EUM 14	17	35
	M 16x1,5	025 EUM 16	19	36
 Female Thread Plug Nippel mit Innengewinde	M 18x1,5	025 EUM 18	22	37
	BSP 1/8"	025 DU 10	14	32
	BSP 1/4"	025 DU 13	17	33
	BSP 3/8"	025 DU 17	19	33
	BSP 1/2"	025 DU 21	24	36
	M 14x1,5	025 DUM 14	17	33
	M 16x1,5	025 DUM 16	19	33
M 18x1,5	025 DUM 18	22	36	