
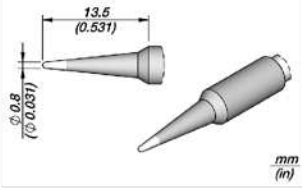
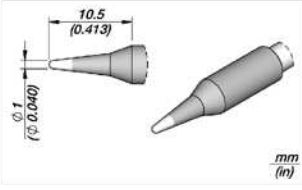
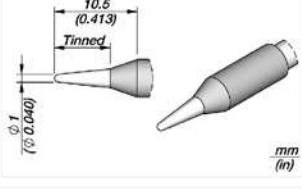
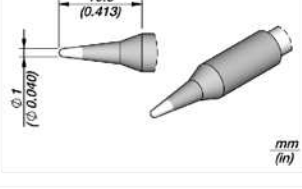
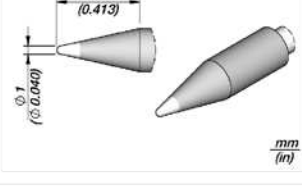
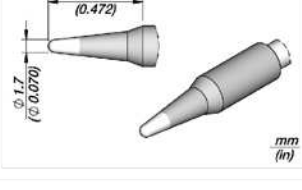
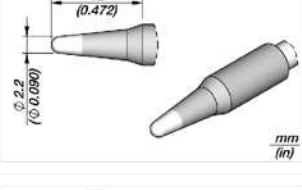
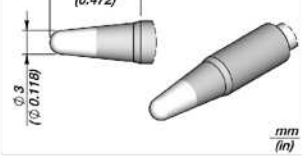


C245 Cartridges for T245 Handles

	Ref.	Description	Image	Suggested components	Compatible with
	C245-957	Cartridge Conical Ø 0.8		Through hole	Stations: CD, CDE, DI, DDE, DME Tools: T245 range
	C245-903	Cartridge Conical Ø 1 S1		General use	Stations: CD, CDE, DI, DDE, DME Tools: T245 range
	C245-041	Cartridge Conical Ø 1 S2		General use Tip with an extra tinned surface	Stations: CD, CDE, DI, DDE, DME Tools: T245 range
	C245-803	Cartridge Conical Ø 1 L		General use	Stations: CD, CDE, DI, DDE, DME Tools: T245 range
	C245-403	Cartridge Conical Ø 1 HT		General use	Stations: CD, CDE, DI, DDE, DME Tools: T245 range
	C245-943	Cartridge Conical Ø 1.7		General use	Stations: CD, CDE, DI, DDE, DME Tools: T245 range
	C245-933	Cartridge Conical Ø 2.2		General use	Stations: CD, CDE, DI, DDE, DME Tools: T245 range
	C245-107	Cartridge Conical Ø 3 HT		General use	Stations: CD, CDE, DI, DDE, DME Tools: T245 range