

LEADING CHANGEOVER SWITCH CHANGEOVER CONTACTS
TYPE HP (14MM) ACCESSORY FOR 3VA4/5/6-BREAKER



Model	
Product brand name	SENTRON
Product designation	Leading auxiliary switch
Design of the product	Accessories for 3VA circuit breakers
accessories	Leading auxiliary switch
General technical data	
Degree of pollution	3
Overvoltage category	III
Lead time / relating to main contacts	20 ms
Voltage	
Tension assignée d'isolement U_i	690 V
Tension assignée de tenue aux chocs	4 kV
Operating voltage / at AC / acc. to CSA and UL	600 V
Operating voltage / at DC / acc. to CSA and UL	250 V
Rated operational voltage U_e at AC 50 Hz	600 V
Rated operational voltage U_e with DC	250 V
Electricity	
Thermal current	10 A

Operating current	
• at AC-12 / at 12 V	10 A
• at AC-12 / at 24 V	10 A
• at AC-12 / at 48 V	10 A
• at AC-12 / at 110 V	10 A
• at AC-12 / at 230 V	10 A
• at AC-12 / at 400 V	6 A
• at AC-12 / at 600 V	2 A
• at DC-12 / at 12 V	6 A
• at DC-12 / at 24 V	6 A
• at DC-12 / at 48 V	2 A
• at DC-12 / at 110 V	0.6 A
• at DC-12 / at 230 V	0.3 A
• at DC-13 / at 12 V	3 A
• at DC-13 / at 24 V	3 A
• at DC-13 / at 48 V	0.8 A
• at DC-13 / at 110 V	0.2 A
• at DC-13 / at 220 V	0.1 A
• at AC-15 / at 12 V	6 A
• at AC-15 / at 24 V	6 A
• at AC-15 / at 48 V	6 A
• at AC-15 / at 110 V	6 A
• at AC-15 / at 230 V	6 A
• at AC-15 / at 400 V	2 A
• at AC-15 / at 600 V	0.6 A

Mechanical Design

Width / Note	2 slots (14 mm)
Tightening torque / with screw-type terminals / minimum	0.4 N·m
Tightening torque / with screw-type terminals / maximum	0.5 N·m






Connections according IEC

Wire stripping length	15 mm
Connectable conductor cross-section	
• minimum	0.75 mm ²
• maximum	2.5 mm ²
AWG number / as coded connectable conductor cross section / for auxiliary contacts	
• minimum	19
• maximum	14

Connections according UL

Wire stripping length [in]	0.6 in
Tightening torque [lbf-in] / with screw-type terminals / minimum	3.5 lbf-in
Tightening torque [lbf-in] / with screw-type terminals / maximum	4.4 lbf-in

Certificates

General Product Approval	EMC	Declaration of Conformity	other
 CSA	 UL		 RCM
			 EG-Konf.
			Miscellaneous

Further information

Information- and Downloadcenter (Catalogs, Brochures,...)

<http://www.siemens.com/lowvoltage/catalogs>

Industry Mall (Online ordering system)

<https://mall.industry.siemens.com/mall/en/en/Catalog/product?mlfb=3VA9978-0AA21>

Service&Support (Manuals, Certificates, Characteristics, FAQs,...)

<https://support.industry.siemens.com/cs/ww/en/ps/3VA9978-0AA21>

Image database (product images, 2D dimension drawings, 3D models, device circuit diagrams, ...)

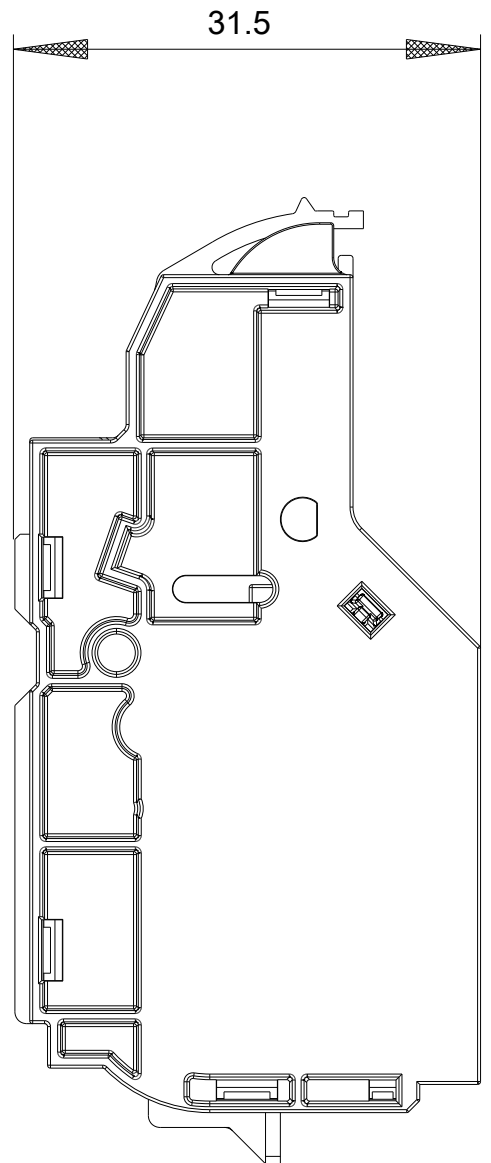
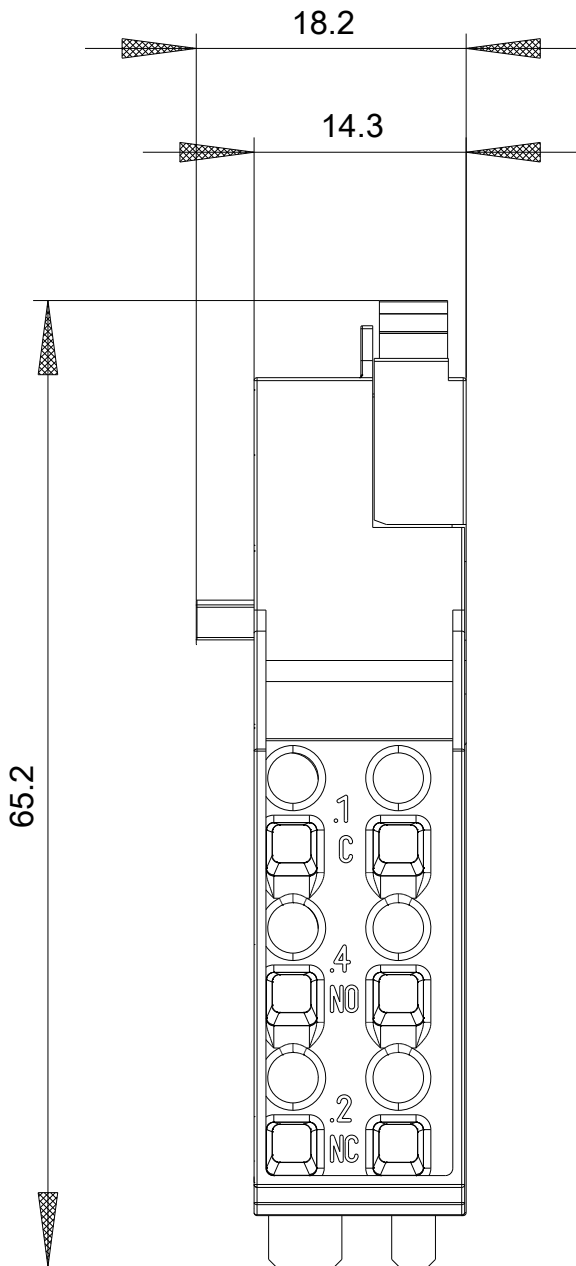
http://www.automation.siemens.com/bilddb/cax_en.aspx?mlfb=3VA9978-0AA21

CAX-Online-Generator

<http://www.siemens.com/cax>

Tender specifications

<http://www.siemens.com/specifications>



LCS

2.

4.

1.

last modified:

09/24/2017