






MMS-112-01-L-DH



MMS-112-02-F-SH



MMS-116-02-L-DV



MMS-108-01-L-SV

(2,00 mm) .0787"

MMS SERIES

TIGER CLAW™ SOCKET STRIP

Mates with:
TMMH, TMM, MTMM,
MMT, TW, LTMM,
ZLTMM, TCMD, TSH

SPECIFICATIONS

For complete specifications see www.samtec.com?MMS

- Insulator Material:** Black LCP
- Contact Material:** Phosphor Bronze
- Plating:** Sn or Au over 50µ" (1,27 µm) Ni
- Current Rating (MMS/TMM):** 3.9 A per pin (1 pin powered per row)
- Operating Temp Range:** -55°C to +125°C with Gold -55°C to +105°C with Tin
- Contact Resistance:** 10 mΩ
- Insertion Depth:** DH = (2,13 mm) .084" to (2,79 mm) .110", SH = (2,13 mm) .084" minimum or pass-through Top Entry DV/SV = (2,13 mm) .084" to (4,32 mm) .170" Bottom Entry DV/SV = (4,27 mm) .168" minimum (Plus board)
- Insertion Force:** (Single contact only) 3.7 oz (1,03 N) avg.
- Withdrawal Force:** (Single contact only) 2.2 oz (0,61 N) avg.
- RoHS Compliant:** Yes

- Processing:** Lead-Free Solderable: Yes
- SMT Lead Coplanarity:** (0,15 mm) .006" max

RECOGNITIONS

For complete scope of recognitions see www.samtec.com/quality



FILE NO. E111594 FILE NO. 090871_0_000

ALSO AVAILABLE (MOQ Required)

- Alignment Pin (-DV only)
 - Locking clips and Through-hole pass-through options
 - Other platings
- Contact Samtec.

Note: Some lengths, styles and options are non-standard, non-returnable.

MMS	1	NO. PINS PER ROW	01	PLATING OPTION	ROW OPTION	OTHER OPTION
02 thru 40				-F = Gold flash on contact, Matte Tin on tail	-SV = Single Vertical	-“XX” = Polarized Position
				-L = 10µ" (0,25 µm) Gold contact, Matte Tin on tail	-SH = Single Horizontal	
					-DV = Double Vertical	
					-DH = Double Horizontal	

MMS	1	NO. PINS PER ROW	02	PLATING OPTION	ROW OPTION	OTHER OPTION
02 thru 40				-F = Gold flash on contact, Matte Tin on tail	-SV = Single Vertical	-“XX” = Polarized Position
				-L = 10µ" (0,25 µm) Gold contact, Matte Tin on tail	-SH = Single Horizontal	-K = (5,50 mm) .217" DIA Polyimide Film Pick & Place Pad (-SV & -DV only) (-SV= 3 positions min.) (-DV= 4 positions min.)
					-DV = Double Vertical	-M = Metal Pick & Place Pad (4 positions min.) (-DV only)
					-DH = Double Horizontal	-P = Plastic Pick & Place Pad (4 pos. min., -SV only) (5 pos. min., -DV only)
						-TR = Tape & Reel Packaging