

IT FIT 60/220...240/350 CS D L

ICUTRONIC IT FIT D CS L (non-isolated) | Linear / Area Constant Current – Non dimmable



Product family features

- Low THD <15% @ full load
- Input voltage: 220 – 240 VAC
- Ambient temp range ta: -25 to +50 °C
- Wide output voltage range
- Low LF-ripple < 5%
- Fixed output (no dimming)
- 5 years guarantee*

Product family benefits

- Flexible with 1 driver offers 4 output currents
- High quality light with very low ripple
- Very high efficiency
- Enable slim fixture design with flat 21 mm height metal housing
- Long lasting and high reliability
- Non-isolated driver

Areas of application

- Linear and area lighting
- Office, industrial and shop lighting

Technical data

Electrical data

| | |
|--|--|
| Nominal input voltage | 220...240 V |
| Mains frequency | 50/60 Hz |
| Input voltage AC | 198...264 V |
| Current set | DipSwitch |
| Power factor λ | 0.98 ¹⁾ |
| Efficiency in full-load | 93 % ²⁾ |
| Device power loss | 4.6 W |
| Inrush current | 29.9 A ³⁾ |
| Max. ECG no. on circuit breaker 10 A (B) | 15 |
| Max. ECG no. on circuit breaker 10 A (C) | 24 |
| Max. ECG no. on circuit breaker 16 A (B) | 25 |
| Max. ECG no. on circuit breaker 16 A (C) | 38 |
| Max. ECG no. on circuit breaker 25 A (B) | - |
| Surge capability (L/N-Ground) | 2 kV ⁴⁾ |
| Surge capability (L-N) | 1 kV ⁵⁾ |
| Nominal output voltage | 90...175 V ⁶⁾ |
| Nominal output current | 200 / 250 / 300 / 350 mA ⁷⁾ |
| Output ripple current (100 Hz) | < 5 % |
| Output PSTLM | ≤ 1 |
| Output SVM | ≤ 0.4 |
| Nominal output power | 20.7...61.2 W |
| Maximum output power | 61.2 W |
| U-OUT (working voltage) | 250 V |
| Total harmonic distortion | < 15 % ⁸⁾ |
| Default output current | 350 mA |

¹⁾ Full load at 220...240 V_{AC}/50 Hz

²⁾ at 230 V, 50 Hz

³⁾ $t_{width} = 220 \mu s$ typical (measured at 50 % I_{peak})

⁴⁾ L/N - PE acc to EN 61547 Clause 5.7

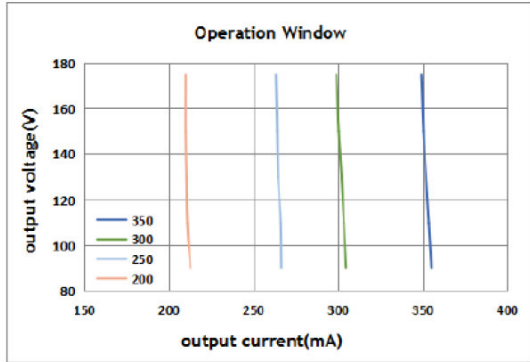
⁵⁾ L/N

⁶⁾ At 200/250 mA output current / At 300/350 mA output current

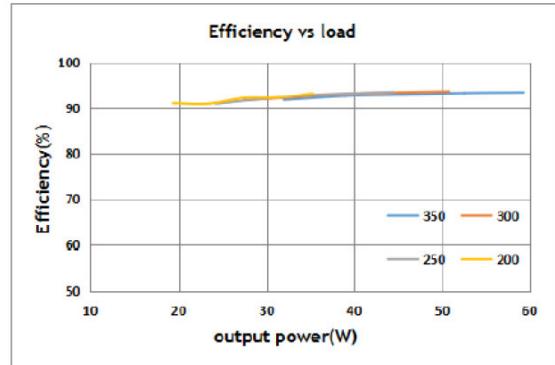
⁷⁾ $\pm 5\%$

⁸⁾ At full load

Typical Operating window



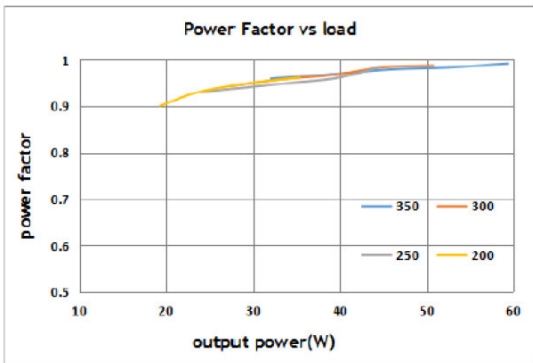
Typical Efficiency vs load



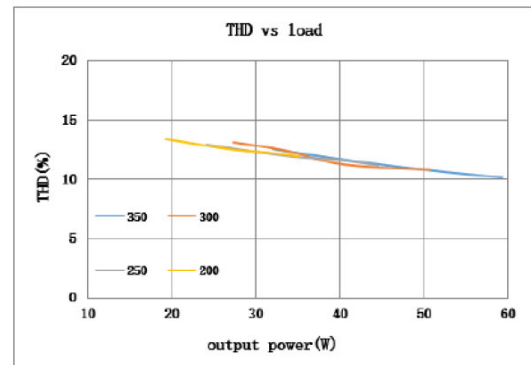
IT FIT 60220-240350 CS D L

IT FIT 60220-240350 CS D L

Typical Power factor vs load



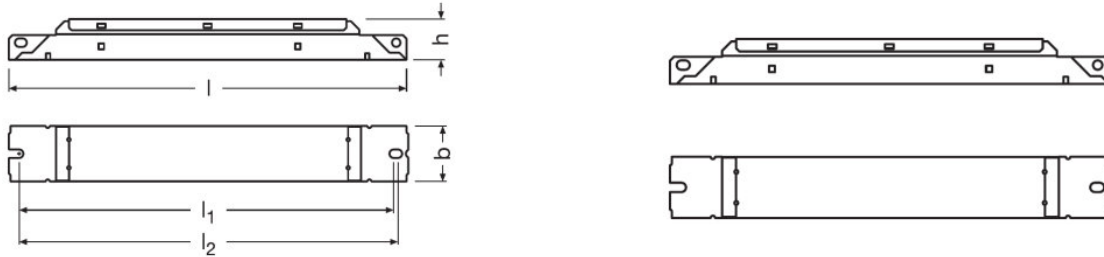
Typical THD vs load



IT FIT 60220-240350 CS D L

IT FIT 60220-240350 CS D L

Dimensions & weight



| | |
|--------------------------------------|--|
| Mounting hole spacing, length | 200.0 mm |
| Product weight | 124.00 g |
| Cable cross-section, input side | 0.5...1.5 / 0.75...1.5 mm ² ¹⁾ |
| Cable cross-section, output side | 0.5...1.5 mm ² ¹⁾ |
| Wire preparation length, input side | 7...8 mm |
| Wire preparation length, output side | 7...8 mm |
| Length | 210.0 mm |
| Width | 30.0 mm |
| Height | 21.0 mm |

¹⁾ Solid/ Flexible Leads

Colors & materials

| | |
|-----------------|-------|
| Casing material | Metal |
|-----------------|-------|

Temperatures & operating conditions

| | |
|--|------------------------|
| Ambient temperature range | -25...+50 °C |
| Maximum temperature at tc test point | 75 °C |
| Max.housing temperature in case of fault | 110 °C |
| Temperature range at storage | -25...80 °C |
| Permitted rel. humidity during operation | 5...85 % ¹⁾ |

¹⁾ Maximum 56 days/year at 85 %

Lifespan

| | |
|--------------|--------------------------------|
| ECG lifetime | 50000 / 100000 h ¹⁾ |
|--------------|--------------------------------|

¹⁾ At maximum T_c = 70°C / 10% failure rate

Additional product data

| | |
|--------------|----|
| Encapsulated | No |
|--------------|----|

Product datasheet

| | |
|-----------------|---------------|
| Predecessor EAN | 4052899617407 |
|-----------------|---------------|

Capabilities

| | |
|--|----------------------|
| Dimmable | No |
| Overheating protection | Automatic reversible |
| Overload protection | Automatic reversible |
| Short-circuit protection | Automatic reversible |
| No-load proof | Yes |
| Intended for no-load operation | No |
| Max. cable length to lamp/LED module | 2.0 m ¹⁾ |
| Suitable for fixtures with prot. class | I / II |
| Control interface | - |
| Detection angle (Light sensor) | - |
| Detection angle (PIR) | - |
| Number of channels | 1 |

¹⁾ Output wires must be routed as close as possible to each other

Programming

| | |
|------------------------|----|
| Box programming | No |
| Tuner4TRONIC | No |
| Tuner4TRONIC Field App | No |

Certificates & standards

| | |
|---------------------------|---|
| Approval marks – approval | CE / ENEC / CCC / RCM / BIS / EAC / UKCA / TISI |
| Standards | Acc. to IEC 61347-1/Acc. to IEC 61347-2-13/Acc. to IEC 62384/Acc. to IEC 61000-3-2/Acc. to IEC 61547/Acc. to IEC 6100-4-5 |
| Type of protection | IP20 |

Logistical data

| | |
|----------------|--------------|
| Commodity code | 850440839000 |
|----------------|--------------|




Environmental information

| | |
|--|---------------|
| Information according Art. 33 of EU Regulation (EC) 1907/2006 (REACH) | |
| Date of Declaration | 06-12-2022 |
| Primary Article Identifier | 4062172212748 |
| Candidate List Substance 1 | Lead |
| CAS No. of substance 1 | 7439-92-1 |

Product datasheet

| | |
|---|--|
| Safe Use Instruction | The identification of the Candidate List substance is sufficient to allow safe use of the article. |
| Declaration No. in SCIP database | cfd9e735-14a7-4046-a045-3c0e7adea41b |

Download Data

| File | |
|---|--|
|  | User instruction User instruction |
|  | Certificates IT FIT CS L DEKRA 35 117749 080321 |
|  | Certificates IT FIT CS L CB NL 71241 080321 |

Ecodesign regulation information:

Intended for use with LED modules.

The forward voltage of the LED light source shall be within the defined operating window of the control gear in all operating conditions including dimming if applicable.

Separate control gear and light sources must be disposed of at certified disposal companies in accordance with Directive 2012/19/EU (WEEE) in the EU and with Waste Electrical and Electronic Equipment (WEEE) Regulations 2013 in the UK. For this purpose, collection points for recycling centres and take-back systems (CRSO) are available from retailers or private disposal companies, which accept separate control gear and light sources free of charge. In this way, raw materials are conserved and materials are recycled.

Logistical Data

| Product code | Product description | Packaging unit (Pieces/Unit) | Dimensions (length x width x height) | Volume | Gross weight |
|---------------|-----------------------------------|------------------------------|--------------------------------------|----------------------|--------------|
| 4062172212748 | IT FIT 60/220...240/350 CS D L | Shipping carton box 20 | 237 mm x 162 mm x 130 mm | 4.99 dm ³ | 2789.00 g |

The mentioned product code describes the smallest quantity unit which can be ordered. One shipping unit can contain one or more single products. When placing an order, for the quantity please enter single or multiples of a shipping unit.

Disclaimer

Subject to change without notice. Errors and omission excepted. Always make sure to use the most recent release.