



## Withdrawn Products

The following products presented in this data sheet are being withdrawn:

B65611D0000R026

Date of withdrawal: 02-AUG-02

Deadline for last orders: 31-DEC-02

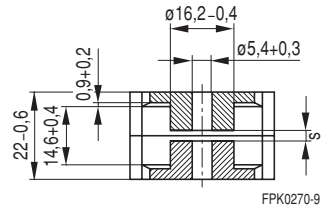
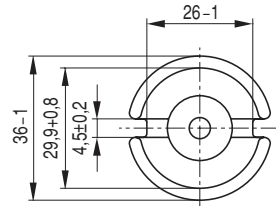
Last shipments: 31-DEC-02

For further information please contact your nearest EPCOS sales office, which will also support you in selecting a suitable substitute. The addresses of the sales offices are given on the Internet at [www.epcos.com/sales](http://www.epcos.com/sales).

- In accordance with IEC 60133
- Pot cores are supplied in sets

**Magnetic characteristics (per set)**

	with center hole	without center hole	
$\Sigma//A$	0,26	0,25	mm <sup>-1</sup>
$l_e$	52	53,5	mm
$A_e$	202	213	mm <sup>2</sup>
$A_{min}$	—	173	mm <sup>2</sup>
$V_e$	10 600	11 400	mm <sup>3</sup>



FPK0270-9

**Approx. weight (per set)**

$m$	57	59,5	g

**Gapped**

Material	$A_L$ value	$s$ approx. mm	$\mu_e$	Ordering code <sup>1)</sup>
	nH			-D with center hole -T with threaded sleeve
N48	250 ± 2 %	1,20	52	B65611--+250-G48
	400 ± 2 %	0,62	83	B65611--+400-G48
	630 ± 3 %	0,35	130	B65611--+630-A48
	1000 ± 3 %	0,22	207	B65611--+1000-A48

**Ungapped**

Material	$A_L$ value	$\mu_e$	Ordering code
	nH		-D with center hole -W without center hole
N26	7600 + 30/- 20 %	1570	B65611-D-R26
N30	15200 + 30/- 20 %	3020	B65611-W-R30

1) Replace the + by the code letter "D" or "T" for the required version.

**Coil former**

Standard: to IEC 60133

Material: GFR polyterephthalate (UL 94 V-0, insulation class to IEC 60085:

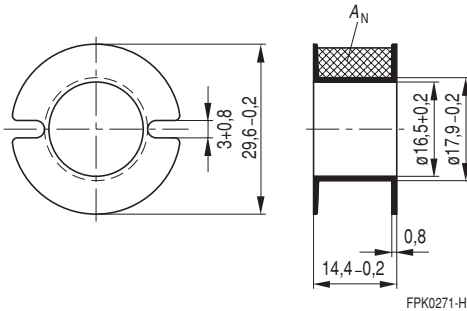
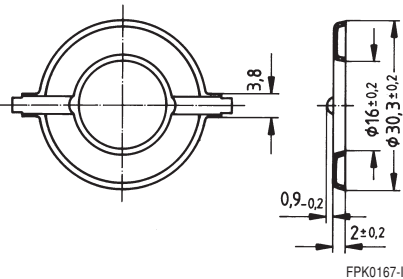
 F  $\triangleq$  max. operating temperature 155 °C), color code black

Winding: see "Processing Notes", page 155

**Insulating washer 1 between core and coil former**

- For tolerance compensation and for insulation
- Polycarbonate spring washer (UL 94 V-0, insulation class to IEC 60085: E  $\triangleq$  120°C), 0,08 mm thick

Coil former				Ordering code
Sections	$A_N$ mm <sup>2</sup>	$l_N$ mm	$A_R$ value $\mu\Omega$	
1	63	73	39	B65612-B-T1
Insulating washer 1 (reel packing, PU = 1 reel)				B65612-A5000

**Coil former**

**Insulating washer 1**


### Mounting assembly for printed circuit boards

- The set comprises a terminal carrier and a yoke

#### Terminal carrier

Material: GFR polyterephthalate (UL 94 V-0, insulation class to IEC 60085:  
F  $\triangleq$  max. operating temperature 155 °C), color code gray

Solderability: to IEC 60068-2-20, test Ta, method 1 (aging 3): 235 °C, 2 s

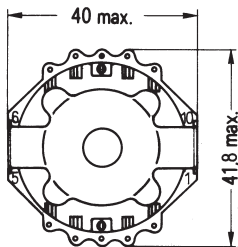
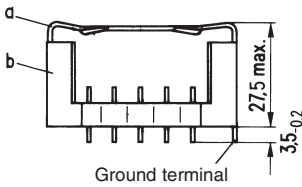
Resistance to soldering heat: to IEC 60068-2-20, test Tb, method 1B: 350 °C, 3,5 s

#### Yoke

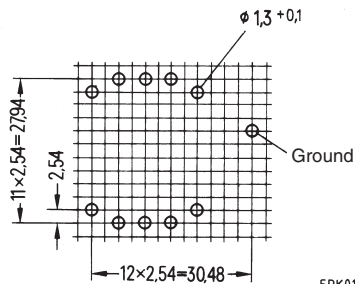
Spring yoke, made of nickel silver (0,6 mm), with ground terminal

Complete mounting assembly (10 solder terminals)

Ordering code: B65615-B1



Hole arrangement  
View in mounting direction



FPK0168-R

- a) Yoke  
b) Terminal carrier with 10 solder terminals

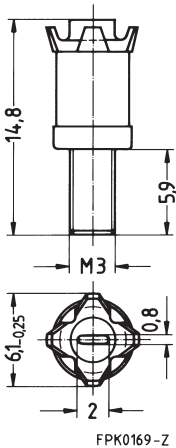
<b>P 36 × 22</b>	<b>B63399</b>
<b>Accessories</b>	<b>B65679</b>

### Adjusting screw

- Tube core with thread and core brake made of GFR polyterephthalate
- Plastic **adjusting screwdriver** (not shown)
- Plastic **handle** for adjusting screwdriver (not shown)

Core P 36 × 22		Adjusting screw			Min. adjusting range %	Ordering code
Material	A <sub>L</sub> value nH	Tube core Ø × length mm	Material	Color code		
N 48	250 400	4,55 × 6,3	N 22	red	15 8	B65679-E3-X22
	400 630	4,98 × 6,3	N 22	black	15 10	B65679-E2-X22
	630 1000	5,15 × 6,3	N 22	white	14 8	B65679-E1-X22
<b>Adjusting screwdriver</b>						B63399-B1
<b>Handle</b>						B63399-B5

### Adjusting screw <sup>1)</sup>



1) Due to the limited distance between adjusting screw and internal borehole, the entire assembly must be accurately centered.

**Herausgegeben von EPCOS AG**

**Marketing Kommunikation, Postfach 80 17 09, 81617 München, DEUTSCHLAND**

© EPCOS AG 2000. Alle Rechte vorbehalten. Vervielfältigung, Veröffentlichung, Verbreitung und Verwertung dieser Broschüre und ihres Inhalts ohne ausdrückliche Genehmigung der EPCOS AG nicht gestattet.

Mit den Angaben in dieser Broschüre werden die Bauelemente spezifiziert, keine Eigenschaften zugesichert. Bestellungen unterliegen den vom ZVEI empfohlenen Allgemeinen Lieferbedingungen für Erzeugnisse und Leistungen der Elektroindustrie, soweit nichts anderes vereinbart wird.

Diese Broschüre ersetzt die vorige Ausgabe.

Fragen über Technik, Preise und Liefermöglichkeiten richten Sie bitte an den Ihnen nächstgelegenen Vertrieb der EPCOS AG oder an unsere Vertriebsgesellschaften im Ausland.

Bauelemente können aufgrund technischer Erfordernisse Gefahrstoffe enthalten. Auskünfte darüber bitten wir unter Angabe des betreffenden Typs ebenfalls über die zuständige Vertriebsgesellschaft einzuholen.

**Published by EPCOS AG**

**Marketing Communications, P.O. Box 80 17 09, 81617 Munich, GERMANY**

© EPCOS AG 2000. All Rights Reserved. Reproduction, publication and dissemination of this brochure and the information contained therein without EPCOS' prior express consent is prohibited.

The information contained in this brochure describes the type of component and shall not be considered as guaranteed characteristics. Purchase orders are subject to the General Conditions for the Supply of Products and Services of the Electrical and Electronics Industry recommended by the ZVEI (German Electrical and Electronic Manufacturers' Association), unless otherwise agreed.

This brochure replaces the previous edition.

For questions on technology, prices and delivery please contact the Sales Offices of EPCOS AG or the international Representatives.

Due to technical requirements components may contain dangerous substances. For information on the type in question please also contact one of our Sales Offices.