

2132415-6 ✓ ACTIVE

Economy Power 2.5

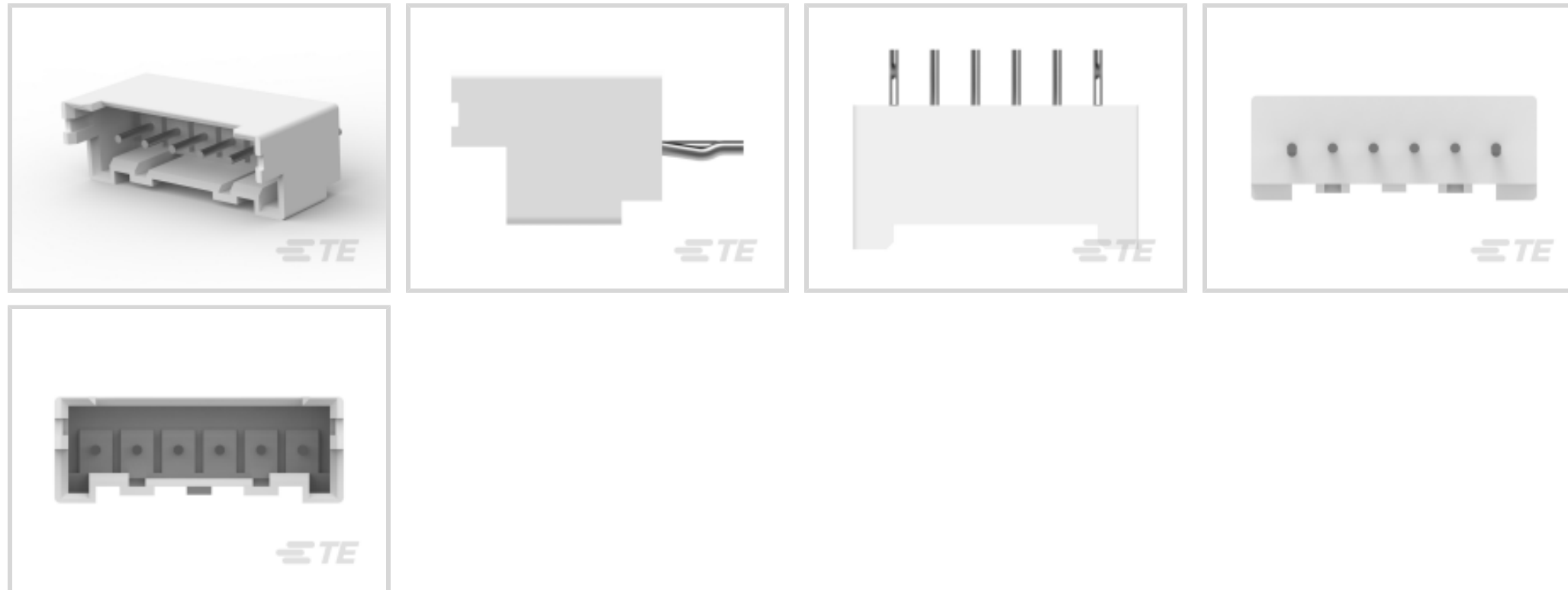
TE Internal #: 2132415-6

Economy Power 2.5, PCB Mount Header, Vertical, Wire-to-Board, 6 Position, 2.5mm [.098in] Centerline, 1 Row, Tin, Natural Housing Color, Fully Shrouded

[View on TE.com >](#)



Connectors > PCB Connectors > Wire-to-Board Connectors > Wire-to-Board Headers & Receptacles



PCB Connector Assembly Type: **PCB Mount Header**

PCB Mount Orientation: **Vertical**

Connector System: **Wire-to-Board**

Number of Positions: **6**

Centerline (Pitch): **2.5 mm [.098 in]**

Features

Product Type Features

PCB Connector Assembly Type	PCB Mount Header
Connector System	Wire-to-Board
Header Type	Fully Shrouded
Sealable	No
Connector & Contact Terminates To	Printed Circuit Board

Configuration Features

Connector Contact Load Condition	Fully Loaded
PCB Mount Orientation	Vertical
Number of Positions	6
Number of Rows	1

Electrical Characteristics

Operating Voltage	250 VAC
-------------------	---------

Contact Features

Contact Layout	Inline
----------------	--------



Contact Mating Area Length	3.6 mm[.142 in]
Contact Retention Within Housing	Without
PCB Contact Termination Area Plating Material Thickness	2.032 μ m[80 μ in]
Mating Pin Diameter	.6 mm[.024 in]
Contact Shape & Form	Round
PCB Contact Termination Area Plating Material	Tin
Contact Base Material	Brass
Contact Mating Area Plating Material	Tin
Contact Mating Area Plating Material Finish	Bright
Contact Mating Area Plating Material Thickness	2 – 5 μ m[80 – 200 μ in]
Contact Type	Pin
Contact Current Rating (Max)	4.2 A

Termination Features

Round Termination Post & Tail Diameter	.6 mm[.024 in]
Termination Post & Tail Length	3.4 mm[.134 in]
Termination Method to Wire & Cable	Crimp
Termination Method to Printed Circuit Board	Through Hole - Solder

Mechanical Attachment

Mating Alignment Type	Polarization
Mating Alignment	With
PCB Mount Retention Type	Kinked
Mating Retention Type	Latch
PCB Mount Alignment	Without
Mating Retention	With
PCB Mount Retention	With
Connector Mounting Type	Board Mount

Housing Features

Centerline (Pitch)	2.5 mm[.098 in]
Housing Color	Natural
Housing Material	PBT GF

Dimensions

Connector Length	20 mm[.79 in]
------------------	---------------



Connector Height	8.8 mm[.346 in]
------------------	-----------------

Connector Width	6.4 mm[.252 in]
-----------------	-----------------

PCB Thickness (Recommended)	1.6 mm[.063 in]
-----------------------------	-----------------

Usage Conditions

Operating Temperature Range	-55 – 105 °C[-67 – 221 °F]
-----------------------------	----------------------------

Operation/Application

Circuit Application	Power & Signal
---------------------	----------------

Industry Standards

Glow Wire Rating	Standard Part - Not Glow Wire
------------------	-------------------------------

UL Flammability Rating	UL 94V-0
------------------------	----------

Packaging Features

Packaging Quantity	500
--------------------	-----

Packaging Method	Bag
------------------	-----

Product Compliance

[For compliance documentation, visit the product page on TE.com>](#)

EU RoHS Directive 2011/65/EU	Compliant
------------------------------	-----------

EU ELV Directive 2000/53/EC	Compliant
-----------------------------	-----------

China RoHS 2 Directive MIIT Order No 32, 2016	No Restricted Materials Above Threshold
---	---

EU REACH Regulation (EC) No. 1907/2006	Current ECHA Candidate List: JUL 2021 (219) Candidate List Declared Against: JAN 2021 (211) SVHC > Threshold: Not Yet Reviewed
--	---

Halogen Content	Not Low Halogen - contains Br or Cl > 900 ppm.
-----------------	--

Solder Process Capability	Wave solder capable to 265°C
---------------------------	------------------------------

Product Compliance Disclaimer

This information is provided based on reasonable inquiry of our suppliers and represents our current actual knowledge based on the information they provided. This information is subject to change. The part numbers that TE has identified as EU RoHS compliant have a maximum concentration of 0.1% by weight in homogenous materials for lead, hexavalent chromium, mercury, PBB, PBDE, DBP, BBP, DEHP, DIBP, and 0.01% for cadmium, or qualify for an exemption to these limits as defined in the Annexes of Directive 2011/65/EU (RoHS2). Finished electrical and electronic equipment products will be CE marked as required by Directive 2011/65/EU. Components may not be CE marked. Additionally, the part numbers that TE has identified as EU ELV compliant have a maximum concentration of 0.1% by weight in homogenous materials for lead, hexavalent chromium, and mercury, and 0.01% for cadmium, or qualify for an exemption to these limits as defined in the Annexes of Directive 2000/53/EC (ELV). Regarding the REACH Regulation, the information TE provides on SVHC in articles for this part number is based on the latest European Chemicals Agency (ECHA) 'Guidance on

requirements for substances in articles' posted at this URL: <https://echa.europa.eu/guidance-documents/guidance-on-reach>

Compatible Parts



TE Part # 1969442-6
EP 2.5 TPA Housing, 6 Pos




TE Part # 1744417-6
6 POS EP 2.5 HSG, GLOW WIRE

Also in the Series | Economy Power 2.5



Insertion & Extraction Tools(1)



PCB Latches, Locks & Retainers(49)




Rectangular Power Connectors(43)



Wire-to-Board Connector Assemblies & Housings(216)



Wire-to-Board Connector Contacts(6)



Wire-to-Board Headers & Receptacles (209)

Customers Also Bought




TE Part #1-640445-2
12P MTA156 HDR ASSY FL/STR SN



TE Part #1969442-6
EP 2.5 TPA Housing, 6 Pos



TE Part #1744417-6
6 POS EP 2.5 HSG, GLOW WIRE



TE Part #1969443-6
EP 2.5 TPA Retainer, 6 Pos



TE Part #1969442-4
EP 2.5 TPA Housing, 4 Pos



TE Part #1969442-5
EP 2.5 TPA Housing, 5 Pos



TE Part #1969443-5
EP 2.5 TPA Retainer, 5 Pos



TE Part #178488-1
UP 3.96 5P TAB HDR NAT TYPE 1



TE Part #1969443-2
EP 2.5 TPA Retainer, 2 Pos



TE Part #T3209111201-000
HSK-P11G

Documents

Product Drawings

[EP2.5 Shrouded HDR ASSY 6P VERT w/o boss](#)

English

CAD Files

[3D PDF](#)

3D

Customer View Model

[ENG_CVM_CVM_2132415-6_G.2d_dxf.zip](#)

English

Customer View Model

[ENG_CVM_CVM_2132415-6_G.3d_igs.zip](#)

English

Customer View Model

[ENG_CVM_CVM_2132415-6_G.3d_stp.zip](#)

English

By downloading the CAD file I accept and agree to the [Terms and Conditions](#) of use.

Datasheets & Catalog Pages

[7-1773458-5_ECONOMY_POWER_QRG](#)

English

[7-1773461-6_EP2.5_Connector_Series](#)

English

Product Specifications

[Application Specification](#)

English

2132415-6

Economy Power 2.5, PCB Mount Header, Vertical, Wire-to-Board, 6 Position, 2.5mm [.098in] Centerline, 1 Row, Tin, Natural Housing Color, Fully Shrouded



[Agency Approvals](#)

[VDE Certificate](#)

English