
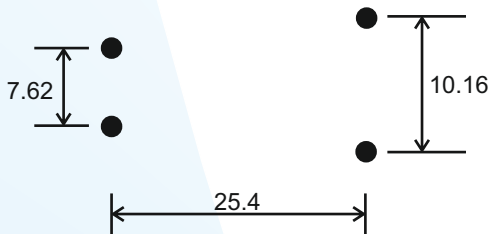


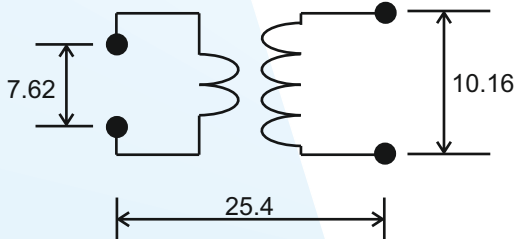
COMMON MODE CHOKE RANGE CF



PCB DRILLING DETAIL (NOTE ALL DIMENSIONS mm)



WIRING DIAGRAM FOR SOLDERING OF WINDINGS



General Specification

Voltage Range:	250 VAC
Line Frequency:	50/60 Hz
Inductance Tolerance:	+/- 20%
HI Pot Test Voltage:	2.5k VAC
Temperature Range:	-25 to 100°C
Temperature Rise :	30°C
Rated Current:	see table

Description & General Electrical Specification

PART No.	Current	Inductance	DCR mΩ
CF1	1.0	18.0 mH	640.0
CF2	2.0	7.5 mH	160.0
CF3	3.0	3.2 mH	71.0
CF4	4.0	2.4 mH	40.0
CF5	5.0	1.4 mH	19.0
CF6	6.0	0.9 mH	9.6