



Figure can vary

Part no.: 50131812
CML730i-R20-2870.A/PN-M12
Light curtain receiver



Contents

- Technical data
- Dimensioned drawings
- Electrical connection
- Operation and display
- Suitable transmitters
- Part number code
- Notes
- Accessories

Technical data

Basic data	
Series	730
Operating principle	Throughbeam principle
Device type	Receiver
Contains	2x BT-NC sliding block
Application	Detection of transparent objects Object measurement

Optical data	
Operating range	Guaranteed operating range
Operating range	0.3 ... 9.5 m
Operating range, transparent media	0.3 ... 3.5 m
Operating range limit	Typical operating range
Operating range limit	0.2 ... 12 m
Measurement field length	2,870 mm
Number of beams	144 Piece(s)
Beam spacing	20 mm

Measurement data	
Minimum object diameter	30 mm

Electrical data	
Protective circuit	Polarity reversal protection Short circuit protected Transient protection

Performance data	
Supply voltage U_B	18 ... 30 V , DC
Residual ripple	0 ... 15 % , From U_B
Open-circuit current	0 ... 435 mA , The specified values refer to the entire package consisting of transmitter and receiver.

Inputs/outputs selectable	
Output current, max.	100 mA
Input resistance	6,000 Ω
Number of inputs/outputs selectable	2 Piece(s)
Type	Inputs/outputs selectable
Voltage type, outputs	DC
Switching voltage, outputs	Typ. $U_B / 0$ V
Voltage type, inputs	DC
Switching voltage, inputs	high: ≥ 6 V low: ≤ 4 V

Input/output 1	
Activation/disable delay	1 ms

Timing	
Readiness delay	1,500 ms
Cycle time	1.59 ms
Response time per beam	10 μ s

Interface	
------------------	--

Type	PROFINET
Profinet	
Function	Process
Conformance class	B
Protocol	PROFINET RT
Switch functionality	Integrated
Transmission speed	10 Mbit/s 100 Mbit/s

Service interface	
Type	IO-Link
IO-Link	
Function	Configuration via software Service

Connection	
Number of connections	3 Piece(s)
Plug outlet	Axial

Connection 1	
Function	Configuration interface Connection to transmitter Signal IN Signal OUT Voltage supply
Type of connection	Connector
Thread size	M12
Type	Male
Material	Metal
No. of pins	8 -pin
Encoding	A-coded

Connection 2	
Function	BUS IN
Type of connection	Connector
Thread size	M12
Type	Female
Material	Metal
No. of pins	4 -pin
Encoding	D-coded

Connection 3	
Function	BUS OUT
Type of connection	Connector
Thread size	M12
Type	Female
Material	Metal
No. of pins	4 -pin
Encoding	D-coded

Mechanical data	
Design	Cubic
Dimension (W x H x L)	29 mm x 35.4 mm x 2,955 mm
Housing material	Metal , Aluminum
Lens cover material	Plastic

Part no.: 50131812 – CML730i-R20-2870.A/PN-M12 – Light curtain receiver

Net weight	2,900 g
Housing color	Silver
Type of fastening	Groove mounting Via optional mounting device

Operation and display

Type of display	LED OLED display
Number of LEDs	4 Piece(s)
Type of configuration	Software Teach-in
Operational controls	Membrane keyboard

Environmental data

Ambient temperature, operation	-30 ... 60 °C
Ambient temperature, storage	-40 ... 70 °C

Certifications

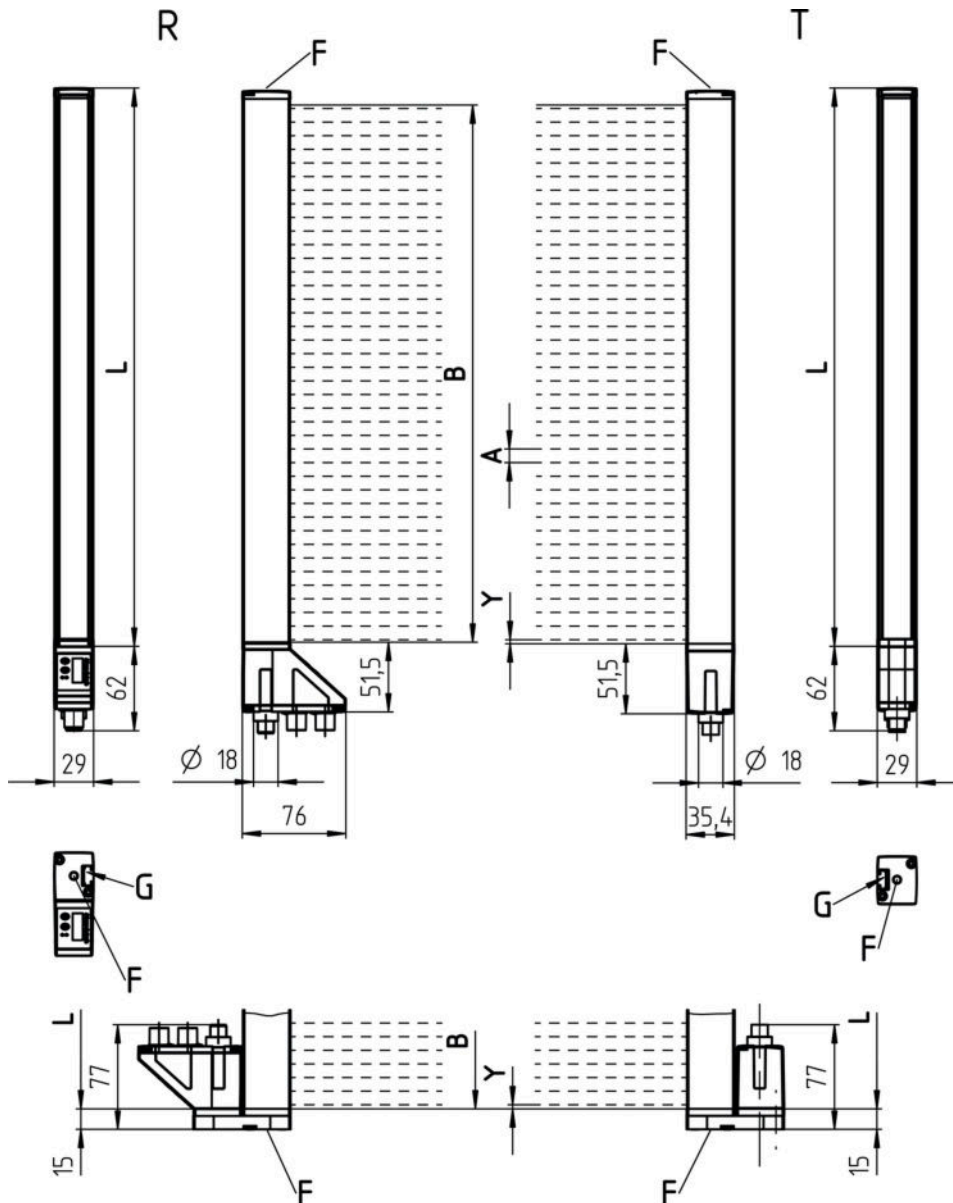
Degree of protection	IP 65
Protection class	III
Certifications	c CSA US
Standards applied	IEC 60947-5-2

Classification

Customs tariff number	90314990
eCl@ss 8.0	27270910
eCl@ss 9.0	27270910
ETIM 5.0	EC002549
ETIM 6.0	EC002549

Dimensioned drawings

All dimensions in millimeters



- A Beam spacing 20 mm
- B Measurement field length 2870 mm
- F M6 thread
- G Fastening groove
- L Profile length 2888 mm
- T Transmitter
- R Receiver
- Y 5 mm



A PWR / SW IN/OUT
 B BUS IN
 C BUS OUT

Electrical connection

Connection 1	X1
Function	Configuration interface Connection to transmitter Signal IN Signal OUT Voltage supply
Type of connection	Connector
Thread size	M12
Type	Male
Material	Metal
No. of pins	8 -pin
Encoding	A-coded

Pin	Pin assignment
1	V+
2	I/O 1
3	GND
4	IO-Link
5	I/O 2
6	RS 485 Tx+
7	RS 485 Tx+
8	FE/SHIELD



Connection 2	X2A
Function	BUS IN
Type of connection	Connector
Thread size	M12
Type	Female
Material	Metal
No. of pins	4 -pin
Encoding	D-coded

Pin	Pin assignment
1	TD0+
2	RD0+
3	TD0-
4	RD0-



Connection 3	X2B
Function	BUS OUT
Type of connection	Connector
Thread size	M12
Type	Female

Part no.: 50131812 – CML730i-R20-2870.A/PN-M12 – Light curtain receiver

Connection 3	X2B
Material	Metal
No. of pins	4 -pin
Encoding	D-coded

Pin	Pin assignment
1	TD0+
2	RD0+
3	TD0-
4	RD0-




Operation and display

LEDs

LED	Display	Meaning
1	Green, continuous light	Operational readiness
	Green, flashing	Teach / error
		Measurement frequency display
2	Yellow, continuous light	Light path free, with function reserve
	Yellow, flashing	No function reserve
	Off	Object detected
3	Green, continuous light (at the X2A / X2B connector)	Link
4	Yellow, continuous light (at the X2A / X2B connector)	Activity

Suitable transmitters

	Part no.	Designation	Article	Description
	50118646	CML730i-T20-2870.A-M12	Light curtain transmitter	Operating range: 0.3 ... 9.5 m Connection: Connector, M12, Axial, 5 -pin

Part number code

Part designation: CML7XXi-YZZ-AAAA.BCCDDDD-EEEEFF

CML	Operating principle: Measuring light curtain
7XXi	Series: 720i: 720i series 730i: 730i series
Y	Device type: T: transmitter R: receiver

Part no.: 50131812 – CML730i-R20-2870.A/PN-M12 – Light curtain receiver

ZZ	Beam spacing: 05: 5 mm 10: 10 mm 20: 20 mm 40: 40 mm
AAAA	Measurement field length [mm], dependent on beam spacing
B	Equipment: A: connector outlet, axial R: rear connector outlet
CCC	Interface: L: IO-Link /CN: CANopen /PB: PROFIBUS /PN: PROFINET /CV: Analog current and voltage output /D3: RS 485 Modbus
DDD	Special equipment: -PS: Power Setting
EEE	Electrical connection: M12: M12 connector
FFF	-EX: Explosion protection:

Note

A list with all available device types can be found on the Leuze electronic website at www.leuze.com.

Notes

Observe intended use!


- This product is not a safety sensor and is not intended as personnel protection.
- The product may only be put into operation by competent persons.
- Only use the product in accordance with its intended use.

For UL applications:


- For UL applications, use is only permitted in Class 2 circuits in accordance with the NEC (National Electric Code).
- These proximity switches shall be used with UL Listed Cable assemblies rated 30V, 0.5A min, in the field installation, or equivalent (categories: CYJV/CYJV7 or PVVA/PVVA7)

Accessories

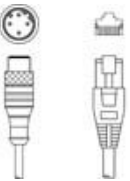
Connection technology - Connection cables

	Part no.	Designation	Article	Description
	50132079	KD U-M12-5A-V1-050	Connection cable	Connection 1: Connector, M12, Axial, Female, A-coded, 5 -pin Connection 2: Open end Shielded: No Cable length: 5,000 mm Sheathing material: PVC

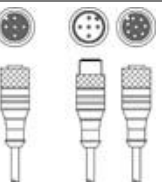
Part no.: 50131812 – CML730i-R20-2870.A/PN-M12 – Light curtain receiver

	Part no.	Designation	Article	Description
	50135074	KS ET-M12-4A-P7-050	Connection cable	Suitable for interface: Ethernet Connection 1: Connector, M12, Axial, Male, D-coded, 4 -pin Connection 2: Open end Shielded: Yes Cable length: 5,000 mm Sheathing material: PUR


Connection technology - Interconnection cables

	Part no.	Designation	Article	Description
	50135081	KSS ET-M12-4A-RJ45-A-P7-050	Interconnection cable	Suitable for interface: Ethernet Connection 1: Connector, M12, Axial, Male, D-coded, 4 -pin Connection 2: RJ45 Shielded: Yes Cable length: 5,000 mm Sheathing material: PUR


Connection technology - Y distribution cables


	Part no.	Designation	Article	Description
	50118183	K-Y1 M12A-5m-M12A-S-PUR	Interconnection cable	Connection 1: Connector, M12, Axial, Female, A-coded, 5 -pin Connection 2: Connector, M12, Axial, Male, A-coded, 5 -pin Connection 3: Connector, M12, Axial, Female, A-coded, 8 -pin Shielded: Yes Cable length fork 1: 5,000 mm Cable length fork 2: 150 mm Sheathing material: PUR

Mounting technology - Mounting brackets



	Part no.	Designation	Article	Description
	50142900	BT 700M.5-2SET	Mounting device set	Contains: 2x mounting brackets, 1 teach template, 4 M6 x 10 screws Design of mounting device: Bracket mounting Fastening, at system: Through-hole mounting, T slotted hole Mounting bracket, at device: Screw type, Sliding block Type of mounting device: Rigid Material: Steel

Mounting technology - Swivel mounts

	Part no.	Designation	Article	Description
	429046	BT-2R1	Mounting bracket set	Contains: 2x BT-R swivel mount, 1 cylinder for mounting on the light curtain Fastening, at system: Through-hole mounting Mounting bracket, at device: Clampable Type of mounting device: Turning, 360° Material: Metal, Plastic

	Part no.	Designation	Article	Description
	50121098	SET MD12-US2-IL1.1 + Zub.	Diagnostics set	Interface: USB Connections: 2 Piece(s) Degree of protection: IP 20

Services

	Part no.	Designation	Article	Description
	S981001	CS10-S-110	Start-up support	<p>Details: Performed at location of customer's choosing, duration: max. 10 hours.</p> <p>Conditions: Devices and connection cables are already mounted, price not including travel costs and, if applicable, accommodation expenses.</p> <p>Restrictions: No mechanical (mounting) and electrical (wiring) work performed, no changes (attachments, wiring, programming) to third-party components in the nearby environment.</p>
	S981005	CS10-T-110	Product training	<p>Details: Location and content to be agreed upon, duration: max. 10 hours.</p> <p>Conditions: Price not including travel costs and, if applicable, accommodation expenses.</p> <p>Restrictions: Travel costs and accommodation expenses charged separately and according to expenditure.</p>

Note

A list with all available accessories can be found on the Leuze electronic website in the Download tab of the article detailed page.